

G.M.A.A. Badminton Standings 2016

12/04/2016 9:07

	School	Games	Win	Loss	Tie	Points
Juvenile Girls 1A						
4	Lindsay Place High School	4	4	0	0	8
	John Rennie High School	4	3	1	0	6
	Westwood High School	4	1	2	1	3
	Beaconsfield High School	4	1	3	0	2
	Macdonald High School	4	0	3	1	1
Juvenile Girls 1B						
4	Royal West Academy	4	4	0	0	8
	Riverdale High School	4	3	1	0	6
	Pierrefonds Comprehensive HS	4	1	2	1	3
	St Thomas High School	4	1	3	0	2
	West Island College	4	0	3	1	1
Juvenile Girls 1C						
4	Marymount Academy	4	4	0	0	8
	Howard S Billings High School	4	2	1	1	5
	LaurenHill Academy	4	2	1	1	5
	Westmount High School	4	1	3	0	2
	St Georges High School	4	0	4	0	0
Juvenile Girls 1D						
8	ECS	8	7	1	0	14
	Sacred Heart School of Montreal	8	4	2	2	10
	Villa Maria High School	8	4	3	1	9
	Lower Canada College	8	3	4	1	7
	Trafalgar High School	8	0	8	0	0
Juvenile Boys 1A						
7	Howard S Billings High School	7	6	0	1	13
	Riverdale High School	6	4	0	2	10
	West Island College	7	4	2	1	9
	Westwood High School	7	4	2	1	9
	John Rennie High School	7	2	4	1	5
	Lindsay Place High School	7	2	4	1	5
	Pierrefonds Comprehensive HS	6	1	4	1	3
	Beaconsfield High School	7	0	7	0	0
Juvenile Boys 1B						
6	Royal West Academy	6	6	0	0	12
	Marymount Academy	6	5	1	0	10
	St Georges High School	6	4	2	0	8
	Laurier MacDonald HS	6	2	4	0	4
	Rosemount High School	6	2	4	0	4
	Westmount High School	6	2	4	0	4
	LaurenHill Academy	6	0	6	0	0
Midget Girls 1A						
	John Rennie High School	6	4	2	0	8
6	Lindsay Place High School	6	4	2	0	8
	Westwood High School	6	4	2	0	8
	Beaconsfield High School	6	0	6	0	0
Midget Girls 1B						
6	Royal West Academy	6	5	1	0	10
	Pierrefonds Comprehensive HS	6	5	1	0	10
	West Island College	6	1	5	0	2
	Bialik High School	6	1	5	0	2

Midget Girls 1C						
6	Rosemount High School	6	6	0	0	12
	LaurenHill Academy	6	3	2	1	7
	Howard S Billings High School	6	2	4	0	4
	Westmount High School	6	0	5	1	1
Midget Girls 1D						
8	Sacred Heart School of Montreal	8	8	0	0	16
	ECS	8	5	3	0	10
	Villa Maria High School	8	3	5	0	6
	The Study	8	3	5	0	6
	Trafalgar High School	8	1	7	0	2
Midget Boys 1A						
4	John Rennie High School	4	4	0	0	8
	Beaconsfield High School	4	2	1	1	5
	Pierrefonds Comp. High School	4	1	2	1	3
	Macdonald High School	4	0	2	2	2
	Howard S Billings High School	4	0	2	2	2
Midget Boys 1B						
4	LaurenHill Academy	4	4	0	0	8
	Royal West Academy	4	3	1	0	6
	St Georges High School	4	2	2	0	4
	Selwyn House School	4	1	3	0	2
	Westmount High School	4	0	4	0	0
Bantam Girls 1A						
6	John Rennie High School	6	6	0	0	12
	Macdonald High School	6	4	2	0	8
	Beaconsfield High School	6	2	4	0	4
	Lindsay Place High School	6	0	6	0	0
Bantam Girls 1B						
6	Royal West Academy	6	4	0	2	10
	Pierrefonds Comp. High School	6	4	2	0	8
	West Island College	6	1	2	3	5
	St Thomas High School	6	0	5	1	1
Bantam Girls 1C						
4	Marymount Academy	4	4	0	0	8
	LaurenHill Academy	4	3	1	0	6
	Westmount High School	4	2	2	0	4
	Howard S Billings High School	4	1	3	0	2
	St Georges High School	4	0	4	0	0
Bantam Girls 1D						
8	ECS	8	6	0	2	14
	The Study	8	5	1	2	12
	Sacred Heart School of Montreal	8	5	3	0	10
	Trafalgar School	8	1	6	1	3
	Villa Maria High School	8	0	7	1	1
Bantam Boys 1A						
5	West Island College	5	4	1	0	8
	Pierrefonds Comprehensive HS	5	3	1	1	7
	John Rennie High School	5	3	2	0	6
	Howard S Billings High School	5	2	2	1	5
	Beaconsfield High School	5	1	4	0	2
	Macdonald High School	5	1	4	0	2
Bantam Boys 1B						
6	LaurenHill Academy	6	5	1	0	10
	St Georges High School	6	4	1	1	9
	Royal West Academy	6	3	1	2	8

Marymount Academy	6	2	2	2	6
Bialik High School	6	2	2	2	6
Selwyn House School	6	1	5	0	2
Westmount High School	6	0	5	1	1

GMAA Rugby 7's Boys Tournament

Friday, May 13th, 2016 at Concordia University (Sherbrooke St. West)

FIELD SCHEDULE**#1 - Sherbrooke****#2 - Maisonneuve**

TIME	#	Section	Away	Score	Home	Score	Field
8:00 AM	1	JUV A	LOY A	41	BA	0	#1
8:00 AM	2	JUV A	MACD	0	WHS	17	#2
8:20 AM	3	JUV C	LOY B	32	MMA	0	#1
8:20 AM	4	JUV C	MSGR	15	RIVHS	12	#2
8:40 AM	5	MID B	LOY B	13	LA.	5	#1
8:40 AM	6	MID B	MACD	24	WWHS A	5	#2
9:00 AM	7	MID A	LCCHS	10	LOY A	5	#1
9:00 AM	8	MID A	WHS	0	WWHS B	44	#2
9:25 AM	9	JUV D	LCC.	41	BHS	0	#1
9:25 AM	10	JUV B	WWHS	17	WIC	12	#2
9:45 AM	11	JUV B	CVR	24	JRHS	0	#1
9:45 AM	12	JUV D	LA.	7	STAN	22	#2
10:05 AM	13	MID B	LOY B	0	CVR	15	#1
10:05 AM	14	MID B	LA.	5	MACD	17	#2
10:25 AM	15	BAN A	WIC	0	WWHS	10	#1
10:25 AM	16	MID A	LCCHS	20	BA	7	#2
10:45 AM	17	MID A	LOY A	44	WHS	0	#1
10:45 AM	18	JUV A	LOY A	32	WHS	0	#2
11:10 AM	19	JUV A	MACD	12	BA	24	#1
11:10 AM	20	JUV C	LOY B	15	RIVHS	10	#2
11:30 AM	21	JUV C	MSGR	24	MMA	0	#1
11:30 AM	22	MID B	CVR	19	WWHS A	5	#2
11:50 AM	23	MID B	LOY B	7	MACD	19	#1
11:50 AM	24	MID A	BA	0	WWHS B	39	#2
12:10 PM	25	MID A	LCCHS	33	WHS	0	#1
12:10 PM	26	BAN A	WWHS	10	CVR	12	#2
12:30 PM	27	JUV B	CVR	12	WIC	7	#1
12:30 PM	28	JUV B	WWHS	22	JRHS	0	#2
12:55 PM	29	JUV D	LCC.	31	STAN	0	#1
12:55 PM	30	JUV D	LA.	0	BHS	12	#2
1:15 PM	31	MID B	CVR	34	LA.	0	#1
1:15 PM	32	MID B	LOY B	14	WWHS A	5	#2
1:35 PM	33	MID A	LOY A	44	BA	0	#1
1:35 PM	34	MID A	WWHS B	5	LCCHS	19	#2
1:55 PM	35	JUV A	LOY A	41	MACD	0	#1
1:55 PM	36	JUV A	WHS	5	BA	7	#2
2:15 PM	37	BAN A	CVR	12	WIC	17	#1
2:15 PM	38	JUV C	LOY B	10	MSGR	5	#2

2:40 PM	39	JUV C	RIVHS	27	MMA	0	#1
2:40 PM	40	JUV B	CVR	17	WWHS	10	#2
3:00 PM	41	JUV B	WIC	35	JRHS	0	#1
3:00 PM	42	JUV D	LCC.	31	LA.	5	#2
3:20 PM	43	JUV D	STAN	22	BHS	17	#1
3:20 PM	44	BAN SEMI 3rd - CVR		0	2nd - WIC	29	#2
3:40 PM	45	MID B	CVR	26	MACD	14	#1
3:40 PM	46	MID B	LA.	7	WWHS A	15	#2
4:00 PM	47	MID A	BA	7	WHS	22	#1
4:00 PM	48	MID A	LOY A	17	WWHS B	10	#2
4:25 PM	49	JUV SEMI	1st A-LOY A	19	1st B - CVR	10	#1
4:25 PM	50	JUV SEMI	1st C-LOY B	0	1st D - LCC	40	#2
4:50 PM	51	BAN FINAL W44- WIC		7	1st - WWHS	10	#2
5:00 PM	52	MID FINAL	1stA-LCCHS	36	1st B - CVR	0	#1
5:30 PM	53	JUV FINAL	W49-LOY A	12	W50 - LCC	7	#1

BoysTrack and Field Championships - 2016

Tuesday, May 17th

Saint Laurent

05/17/2016 - 05/17/2016

Meet Results

<u>Ev# 1 BOYS 11-13 Bantam 100m Dash</u>	<u>Ev# 2 BOYS 11-13 Bantam 200m Run</u>	<u>Ev# 3 BOYS 11-13 Bantam 400m Run</u>	<u>Ev# 4 BOYS 11-13 Bantam 800m Run</u>
<u>Ev# 5 BOYS 11-13 Bantam 1500m Run</u>	<u>Ev# 6 BOYS 11-13 Bantam 3000m Run</u>	<u>Ev# 7 BOYS 11-13 Bantam 80m Hurdles</u>	<u>Ev# 8 BOYS 11-13 Bantam 4x100m Relay</u>
<u>Ev# 9 BOYS 11-13 Bantam 4x400m Relay</u>	<u>Ev# 10 BOYS 11-13 Bantam High Jump</u>	<u>Ev# 11 BOYS 11-13 Bantam Long Jump</u>	<u>Ev# 12 BOYS 11-13 Bantam Triple Jump</u>
<u>Ev# 13 BOYS 11-13 Bantam Shot Put</u>	<u>Ev# 14 BOYS 11-13 Bantam Discus Throw</u>	<u>Ev# 15 BOYS 11-13 Bantam Javelin Throw</u>	<u>Ev# 16 BOYS 14-15 Midget 100m Dash</u>
<u>Ev# 17 BOYS 14-15 Midget 200m Run</u>	<u>Ev# 18 BOYS 14-15 Midget 400m Run</u>	<u>Ev# 19 BOYS 14-15 Midget 800m Run</u>	<u>Ev# 20 BOYS 14-15 Midget 1500m Run</u>
<u>Ev# 21 BOYS 14-15 Midget 3000m Run</u>	<u>Ev# 22 BOYS 14-15 Midget 100m Hurdles</u>	<u>Ev# 23 BOYS 14-15 Midget 400m Hurdles</u>	<u>Ev# 24 BOYS 14-15 Midget 4x100m Relay</u>
<u>Ev# 25 BOYS 14-15 Midget 4x400m Relay</u>	<u>Ev# 26 BOYS 14-15 Midget High Jump</u>	<u>Ev# 27 BOYS 14-15 Midget Long Jump</u>	<u>Ev# 28 BOYS 14-15 Midget Triple Jump</u>
<u>Ev# 29 BOYS 14-15 Midget Shot Put</u>	<u>Ev# 30 BOYS 14-15 Midget Discus Throw</u>	<u>Ev# 31 BOYS 14-15 Midget Javelin Throw</u>	<u>Ev# 32 BOYS 16-18 Juvenile 100m Dash</u>
<u>Ev# 33 BOYS 16-18 Juvenile 200m Run</u>	<u>Ev# 34 BOYS 16-18 Juvenile 400m Run</u>	<u>Ev# 35 BOYS 16-18 Juvenile 800m Run</u>	<u>Ev# 36 BOYS 16-18 Juvenile 1500m Run</u>
<u>Ev# 37 BOYS 16-18 Juvenile 3000m Run</u>	<u>Ev# 38 BOYS 16-18 Juvenile 110m Hurdles</u>	<u>Ev# 39 BOYS 16-18 Juvenile 400m Hurdles</u>	<u>Ev# 40 BOYS 16-18 Juvenile 4x100m Relay</u>
<u>Ev# 41 BOYS 16-18 Juvenile 4x400m Relay</u>	<u>Ev# 42 BOYS 16-18 Juvenile High Jump</u>	<u>Ev# 43 BOYS 16-18 Juvenile Long Jump</u>	<u>Ev# 44 BOYS 16-18 Juvenile Triple Jump</u>
<u>Ev# 45 BOYS 16-18 Juvenile Shot Put</u>	<u>Ev# 46 BOYS 16-18 Discus Throw</u>	<u>Ev# 47 BOYS 16-18 Juvenile Javelin Throw</u>	

[\[Top of Page\]](#) [\[Event List\]](#)

Event 1 BOYS 11-13 Bantam 100m Dash

FINALS

NAME	AGE	TEAM	TIME
1 Josue Romero		RHS	12.59
2 David Ridgway		JRHS	13.14
3 Jaden Baptiste		BA	13.37
4 Luca Giampa		LJA	13.43
5 Justin Crawfors		MACD	13.94

6	Dylan Hacker	LCC.	13.99
7	Benjamin Ades	STT	14.19
PRELIMS			
1	Josue Romero	RHS	12.27 Q
2	David Ridgway	JRHS	12.80 Q
3	Jaden Baptiste	BA	13.07 q
4	Dylan Hacker	LCC.	13.19 q
5	Luca Giampa	LJA	13.20 q
6	Adrian DelCarmen	RVAL	13.30 q
7	Justin Crawfors	MACD	13.42 q
8	Benjamin Ades	STT	13.50 q
9	Michael Mossa	JP1	13.56
10	Christian Artelle	WWHS	13.59
11	Joseph Thuringer	LOY	13.78
12	Alfonso Voutsinous	PCHS	13.92
13	Sylvio Richards	JFK	13.97
14	Josh Schacter	BIAL	14.03
15	Frank Marini	JFK	14.06

[\[Top of Page\]](#) [\[Event List\]](#)

Event 2 BOYS 11-13 Bantam 200m Run

FINALS

NAME	AGE	TEAM	TIME
1	Josue Romero	RHS	25.06
2	Tristan Lafromboise	JP1	26.56
3	Tommy Rousseau	RHS	27.46
PRELIMS			
1	Josue Romero	RHS	25.26 Q
2	David Ridgway	JRHS	26.04 Q
3	Tristan Lafromboise	JP1	26.73 Q
4	Adrian DelCarmen	RVAL	27.00 q
5	David Brierley	BHS	27.20 q
6	Tommy Rousseau	RHS	27.32 q

7	Dylan Hacker	LCC.	27.52
8	Jaden Baptiste	BA	27.68
9	Benjamin Ades	STT	27.82
10	Alex Vendramin	JRHS	27.92
11	Michael Mossa	JP1	28.49
12	Alfonso Voutsinous	PCHS	28.70
13	Sylvio Richards	JFK	28.88
14	Edric Mbachu	VMC	30.31
15	Samuel Scicapitone	LJA	30.36

[\[Top of Page\]](#) [\[Event List\]](#)

Event 3 BOYS 11-13 Bantam 400m Run

NAME	AGE	TEAM	TIME
1	Giabcarlo Paolucci	LOY	59.71
2	Tristan Lafromboise	JP1	1:01.41
3	Samuel Viau	WWHS	1:02.59
4	David Brierley	BHS	1:03.13
5	Matthew Venditti	LOY	1:03.41
6	Tyler Behl	KUPER	1:05.95
7	Adriano Cecere	SELW	1:06.32
8	Issace Cape	SELW	1:06.90
9	Michael Mossa	JP1	1:07.15
10	Chris Poubouras	LCC.	1:07.26
11	AJ Titleman	BIAL	1:08.92
12	Michael Guerri	VMC	1:09.11
13	Jonathan Bellomo	JP1	1:13.50
14	Max Laxer	BIAL	1:13.93
15	Edric Mbachu	VMC	1:19.58

[\[Top of Page\]](#) [\[Event List\]](#)

Event 4 BOYS 11-13 Bantam 800m Run

NAME	AGE	TEAM	TIME
1	Giabcarlo Paolucci	LOY	2:23.41
2	Tyler Behl	KUPER	2:32.15
3	David Ridgway	JRHS	2:32.83

4	Luca Cappellano	LCC.	2:33.37
5	Daniel Racette	MACD	2:37.62
6	Chris Poubouras	LCC.	2:37.88
7	William Canfield	WWHS	2:38.76
8	AJ Titleman	BIAL	2:40.76
9	Shino Uesaka	STG	2:41.95
10	Francis Berrafato	RHS	2:43.37
11	Jonathan Bellomo	JP1	2:48.47
12	Alfonso Voutsinous	PCHS	2:50.26
13	Kyle Vitelli	LJA	2:57.40
14	Michael Lariccia	JP1	3:01.70
15	Vincenzo Bino	JP1	3:24.30

[\[Top of Page\]](#) [\[Event List\]](#)

Event 5 BOYS 11-13 Bantam 1500m Run

NAME	AGE	TEAM	TIME
1	Daniel Racette	MACD	5:03.05
2	Aiden Raynor	BHS	5:07.82
3	Jonathan Bellomo	JP1	5:15.80
4	Luca Cappellano	LCC.	5:16.43
5	Luca Pascali	LOY	5:26.88
6	Carlos Garcia	WIC	5:37.68
7	Cameron Woodward	JRHS	5:46.67
8	Sam Amar	ROY	6:01.18
9	Nick Polletta	LJA	6:04.26
10	Luca Barberini	LOY	6:04.53
11	Vincenzo Bino	JP1	6:25.46

[\[Top of Page\]](#) [\[Event List\]](#)

Event 6 BOYS 11-13 Bantam 3000m Run

NAME	AGE	TEAM	TIME
1	Daniel Racette	MACD	10:47.74
2	Aiden Raynor	BHS	11:03.65
3	Vito Rizzuto	LOY	11:26.92
4	Michael Mossa	JP1	11:32.03

5	Shino Uesaka	STG	11:40.52
6	Carlos Garcia	WIC	11:58.67
7	Jonathan Bellomo	JP1	12:13.68
8	Alexei Kotchetkov	BHS	12:20.02
9	Daniel Cross	STT	12:35.83
10	Lorne McLeod	ROY	12:41.32
11	Vincenzo Bino	JP1	13:18.12
12	Tyler Liberatscioli	PCHS	13:18.82

[\[Top of Page\]](#) [\[Event List\]](#)

Event 7 BOYS 11-13 Bantam 80m Hurdles

FINALS

NAME	AGE	TEAM	TIME
1	Caleb Hwa	LCC.	12.80
2	Luca Milano	JP1	14.11
3	Ben Cytrynbaum	LCC.	14.34
4	Jeremie Lavoie	LJA	14.56
5	Riberto Lato	LOY	14.72
6	Sylvio Richards	JFK	15.04

PRELIMS

1	Caleb Hwa	LCC.	13.01 Q
2	Ben Cytrynbaum	LCC.	14.30 Q
3	Luca Milano	JP1	14.72 q
4	Jeremie Lavoie	LJA	14.73 Q
5	Sylvio Richards	JFK	14.85 q
6	Riberto Lato	LOY	14.94 q
7	AJ Titleman	BIAL	15.01
8	Justin Crawfors	MACD	15.03
9	Ari Tendo	BHS	15.45
10	David Hammett	LOY	15.66
11	Amr Qutub	WHS	16.32
12	Massimiliano Tilli	JP1	16.59
13	Xavier Dorsnie	PCHS	16.82
14	Alex Vendramin	JRHS	17.68

Event 8 BOYS 11-13 Bantam 4x100m Relay

NAME	TEAM	TIME
1 Loyola HS A	LOY	53.33
2 Lower Canada College A	LCC.	54.18
3 Laval Junior Academy A	LJA	54.82
4 John Paul 1 HS A	JP1	55.04
5 John Rennie HS A	JRHS	55.31
6 Beaconsfield HS A	BHS	55.46
7 Rosemount HS A	RHS	56.73
8 Pierrefonds Comp HS A	PCHS	57.54
9 John F Kennedy HS A	JFK	57.61
10 Bialik HS A	BIAL	59.85
11 Macdonald HS A	MACD	1:00.06
12 Royal West Academy A	ROY	1:00.86
13 St. Thomas HS A	STT	1:01.24
14 Westmount HS B	WHS	1:03.20

Event 9 BOYS 11-13 Bantam 4x400m Relay

NAME	TEAM	TIME
1 Loyola HS A	LOY	4:24.89
2 Lower Canada College A	LCC.	4:45.60
3 John Rennie HS A	JRHS	4:47.38
4 Royal West Academy A	ROY	4:47.92
5 Beaconsfield HS A	BHS	4:56.32
6 John Paul 1 HS A	JP1	5:01.56
7 Pierrefonds Comp HS A	PCHS	5:02.98
8 Westmount HS A	WHS	5:13.67
9 Macdonald HS A	MACD	5:14.86

Event 10 BOYS 11-13 Bantam High Jump

NAME	AGE	TEAM	MARK
-------------	------------	-------------	-------------

1	William Canfield	WWHS	1.50m
2	Tristan Lafromboise	JP1	1.45m
3	Tommy Rousseau	RHS	1.40m
3	Giabcarlo Paolucci	LOY	1.40m
3	Jonathan Bellomo	JP1	1.40m
6	Josue Romero	RHS	1.40m
7	Frank Caruso	LOY	1.35m
7	Caleb Hwa	LCC.	1.35m
9	Sylvio Richards	JFK	1.35m
9	Lucas Barazin	LOY	1.35m
11	Nelson Massa	RHS	1.35m

[\[Top of Page\]](#) [\[Event List\]](#)

Event 11 BOYS 11-13 Bantam Long Jump

NAME	AGE	TEAM	MARK
1	Jeremie Lavoie	LJA	4.69m
2	Tommy Rousseau	RHS	4.69m
3	Tristan Lafromboise	JP1	4.68m
4	Caleb Hwa	LCC.	4.65m
5	Chris Poubouras	LCC.	4.35m
6	Michael Lariccia	JP1	4.34m
7	Justin Crawfors	MACD	4.23m
8	Sylvio Richards	JFK	4.22m
9	William Canfield	WWHS	4.16m
10	Samuel Swirsky	JRHS	4.07m
11	Aiden Schwenger	BIAL	3.90m
12	Sean Timermanis	BHS	3.72m
13	Anthony Mirachi	LOY	3.32m

[\[Top of Page\]](#) [\[Event List\]](#)

Event 12 BOYS 11-13 Bantam Triple Jump

NAME	AGE	TEAM	MARK
1	Tristan Lafromboise	JP1	10.37m
2	Jaden Baptiste	BA	10.32m
3	Ben Cytrynbaum	LCC.	9.86m

4	Caleb Hwa	LCC.	9.75m
5	Anthony Mirachi	LOY	9.72m
6	Samuel Swirsky	JRHS	9.66m
7	Giabcarlo Paolucci	LOY	9.46m
8	Alex Bouchard-Doyle	BHS	9.06m
9	Michael Lariccia	JP1	8.97m
10	Luca Milano	JP1	8.91m
11	Peter Malo	BHS	7.97m
12	Xavier Dorsnie	PCHS	7.46m
13	Max Moreau	WHS	7.08m

[\[Top of Page\]](#) [\[Event List\]](#)

Event 13 BOYS 11-13 Bantam Shot Put

NAME	AGE	TEAM	MARK
1	Jaden Baptiste	BA	9.37m
2	Andrew Taylor	BHS	9.20m
3	Dylan Hacker	LCC.	8.78m
4	Samuel Swirsky	JRHS	8.71m
5	Jack Perron	KUPER	8.65m
6	Antonio Grignano	JP1	8.48m
7	Dylan Driver	WWHS	8.46m
8	Luca Milano	JP1	8.30m
9	Nelson Massa	RHS	7.51m
10	Manny Fragkidakis	LJA	7.17m
11	Giulio Scarpetta	LJA	6.47m
12	Massimiliano Tilli	JP1	6.45m

[\[Top of Page\]](#) [\[Event List\]](#)

Event 14 BOYS 11-13 Bantam Discus Throw

NAME	AGE	TEAM	MARK
1	Samuel Swirsky	JRHS	24.85m
2	Anthony Mirachi	LOY	24.15m
3	Ed Zhang	LCC.	20.39m
4	Antonio Grignano	JP1	20.26m
5	Luca De Sarno	LOY	20.12m

6	Damiano Ersoni	LOY	19.92m
7	Dylan Hacker	LCC.	19.75m
8	Dylan Driver	WWHS	19.36m
9	Aiden Schwenger	BIAL	18.90m
10	Frank Marini	JFK	17.40m
11	Max Laxer	BIAL	16.84m
12	Jack Perron	KUPER	16.21m
13	Ryan Hull	LJA	11.69m

[\[Top of Page\]](#) [\[Event List\]](#)

Event 15 BOYS 11-13 Bantam Javelin Throw

NAME	AGE	TEAM	MARK
1	William Canfield	WWHS	29.43m
2	Brian Callahan	MACD	26.65m
3	David Mancini	LOY	26.45m
4	Sean Timermanis	BHS	24.08m
5	Andrew Taylor	BHS	23.68m
6	Luca Cappellano	LCC.	23.47m
7	Kevin Silva	LJA	22.67m
8	Tyler Liberatscioli	PCHS	19.07m
9	John Monaco	BHS	19.02m
10	Gianluca Curro	PCHS	18.88m
11	Dylan Driver	WWHS	18.84m
12	Marco Manucci	JP1	16.04m
13	Marco Polizzi	JP1	15.16m
14	Stuart Iannacci	CENT	14.80m

[\[Top of Page\]](#) [\[Event List\]](#)

Event 16 BOYS 14-15 Midget 100m Dash

FINALS

NAME	AGE	TEAM	TIME
1	Alex Vitelli	LSA	12.06
2	Ricardo Percopo	LMAC	12.33
3	Georges Nasrallah	LSA	12.43
4	Evan Dimentberg	LCC.	12.49

5	Wayne Anthony Busby	MACD	12.56
6	Tyler Stern	SELW	12.70
7	Sean Herscovitch	BIAL	13.70

PRELIMS

1	Wayne Anthony Busby	MACD	12.05 Q
2	Georges Nasrallah	LSA	12.18 q
3	Alex Vitelli	LSA	12.26 Q
4	Evan Dimentberg	LCC.	12.29 q
5	Tyler Stern	SELW	12.36 q
6	Ricardo Percopo	LMAC	12.44 q
7	Jayden Jehoda	JRHS	12.64 q
8	Sean Herscovitch	BIAL	12.72 q
9	Mathias Principe	LBPHS	12.73
10	Michael Francis	MACD	12.81
11	Michael Mastrogiuseppe	LCC.	13.00
12	Adam Bellemare	LSA	13.27
13	Omar Bucchus	WHS	13.32
14	Michael Collonello	CENT	13.56

[\[Top of Page\]](#) [\[Event List\]](#)

Event 17 BOYS 14-15 Midget 200m Run

FINALS

NAME	AGE	TEAM	TIME
1	Ricardo Percopo	LMAC	23.46
2	Evan Dimentberg	LCC.	24.38
3	Wayne Anthony Busby	MACD	24.62
4	Mathias Principe	LBPHS	24.69
5	Joey Corcoran	JRHS	25.39
6	Michael Mastrogiuseppe	LCC.	25.59

PRELIMS

1	Ricardo Percopo	LMAC	24.27 Q
2	Mathias Principe	LBPHS	24.94 Q
3	Wayne Anthony Busby	MACD	25.17 q

4	Evan Dimentberg	LCC.	25.36 Q
5	Joey Corcoran	JRHS	25.70 q
6	Michael Mastrogiuseppe	LCC.	25.86 q
7	Sahanoor Chowdhury	JFK	26.56
8	Michael Collonello	CENT	26.95

[\[Top of Page\]](#) [\[Event List\]](#)

Event 18 BOYS 14-15 Midget 400m Run

NAME	AGE	TEAM	TIME
1	Ricardo Percopo	LMAC	56.44
2	Philippe Miller	LCC.	57.38
3	Louis Hildebrand	EMCS	57.86
4	Michael Francis	MACD	58.52
5	Zachary Marchetti	MACD	58.56
6	Troy Brodeur	BA	58.89
7	Mitchel Webb	MACD	59.75
8	James Taylor	PCHS	59.82
9	Peiang He	SELW	1:00.60
10	Omar Bucchus	WHS	1:00.90
11	Spencer Levine	ROY	1:01.44
12	Omari Soarks	BA	1:01.69
13	Matthew Scurti	PCHS	1:05.84
14	Edgar Hudson	WHS	1:07.04

[\[Top of Page\]](#) [\[Event List\]](#)

Event 19 BOYS 14-15 Midget 800m Run

NAME	AGE	TEAM	TIME
1	Oliver Bassel	STG	2:12.69
2	Philippe Miller	LCC.	2:16.57
3	Mario Giobbi	LOY	2:19.36
4	Jacob Nanasi	MMA	2:21.46
5	Michael Francis	MACD	2:22.55
6	Spencer Levine	ROY	2:22.94
7	Lucas Mastrodomenico	LCC.	2:25.00
8	Sam Valentine	BA	2:25.66

9	Chance Delorme	PCHS	2:30.03
10	Gregory Barsalou	PCHS	2:32.50
11	Daniel Gosselin	WIC	2:38.96

[\[Top of Page\]](#) [\[Event List\]](#)

Event 20 BOYS 14-15 Midget 1500m Run

NAME	AGE	TEAM	TIME
1	Louis Hildebrand	EMCS	4:45.33
2	Jonah Smith	LOY	4:46.70
3	Matteo Barroso Riccardi	RHS	4:47.52
4	Nicholas Dafniotis	LAURN	4:48.76
5	Mario Giobbi	LOY	5:00.15
6	Carson Riar	STT	5:07.56
7	Gregory Barsalou	PCHS	5:40.47
8	Brandon Levine	STG	5:40.50

[\[Top of Page\]](#) [\[Event List\]](#)

Event 21 BOYS 14-15 Midget 3000m Run

NAME	AGE	TEAM	TIME
1	Jonah Smith	LOY	10:21.98
2	Louis Hildebrand	EMCS	10:34.95
3	Edgar Hudson	WHS	10:47.30
4	Matthew Scurti	PCHS	10:55.96
5	Daniel Gosselin	WIC	11:12.08
6	Carson Riar	STT	11:13.58
7	Michael Almanza	ROY	11:26.76
8	Ethan Warhaft	WIC	11:34.13
9	Sebastien Cantin	ROY	11:36.34
10	Joshua Stephens	LMAC	11:38.19
11	Michael Chalkoun-Herbell	HZHS	12:02.78

[\[Top of Page\]](#) [\[Event List\]](#)

Event 22 BOYS 14-15 Midget 100m Hurdles

FINALS

NAME	AGE	TEAM	TIME
------	-----	------	------

1	Sahanoor Chowdhury	JFK	15.26
2	Michael Francis	MACD	15.99
3	Adam Aktas	LBPHS	16.37
4	Evan Dimentberg	LCC.	16.65
5	Will Page	LCC.	16.78
6	Jonathan Humbermann	HZHS	16.99

PRELIMS

1	Sahanoor Chowdhury	JFK	16.17 Q
2	Adam Aktas	LBPHS	16.24 Q
3	Michael Francis	MACD	16.99 q
4	Will Page	LCC.	17.01 q
5	Evan Dimentberg	LCC.	17.35 Q
6	Jonathan Humbermann	HZHS	17.88 q
7	Matthew DeBoguyay	PCHS	18.63
8	Alessio Conte	LMAC	19.15
9	Nicholas Sabelli	VMC	19.96
10	Anthony Fata	LCC.	20.07

[\[Top of Page\]](#) [\[Event List\]](#)

Event 23 BOYS 14-15 Midget 400m Hurdles

NAME	AGE	TEAM	TIME
1	Will Page	LCC.	1:05.67
2	Alexander Lee	LOY	1:05.69
3	Lucas Mastrodomenico	LCC.	1:05.73
4	Mario Giobbi	LOY	1:08.41
5	Zach Billick	LCC.	1:11.18
6	Alessio Conte	LMAC	1:11.69
7	Adam Aktas	LBPHS	1:12.05
8	Edgar Hudson	WHS	1:14.37
9	Adam Babin	ROY	1:15.88
10	Marcel Desmond	WHS	1:19.64

[\[Top of Page\]](#) [\[Event List\]](#)

Event 24 BOYS 14-15 Midget 4x100m Relay

NAME	TEAM	TIME
------	------	------

1	Lower Canada College A	LCC.	48.85
2	Laval Senior Academy A	LSA	49.31
3	Macdonald HS A	MACD	49.33
4	Beurling Academy A	BA	50.55
5	Loyola HS A	LOY	50.58
6	West Island College A	WIC	51.13
7	Laurier Macdonald HS A	LMAC	52.26
8	Vincent Massey A	VMC	52.88
9	Pierrefonds Comp HS A	PCHS	54.26
10	Westmount HS A	WHS	54.33

[\[Top of Page\]](#) [\[Event List\]](#)

Event 25 BOYS 14-15 Midget 4x400m Relay

	NAME	TEAM	TIME
1	Lower Canada College A	LCC.	3:58.54
2	Macdonald HS A	MACD	4:00.03
3	Loyola HS A	LOY	4:16.60
4	Pierrefonds Comp HS A	PCHS	4:20.95

[\[Top of Page\]](#) [\[Event List\]](#)

Event 26 BOYS 14-15 Midget High Jump

	NAME	AGE	TEAM	MARK
1	Malachi Alexander		LAURN	1.68m
2	Tyler Stern		SELW	1.65m
3	Jayden Jehoda		JRHS	1.65m
4	Sean Herscovitch		BIAL	1.60m
5	Sahanoor Chowdhury		JFK	1.55m
6	Jonathan Humbermann		HZHS	1.50m
6	Brian Ortiz-Muscia		LBPHS	1.50m
8	Sam MacIver		ROY	1.45m
8	Vincent April		LOY	1.45m
10	Rayvaughn Dougan Gordan		LAURN	1.45m
10	Jonathan Monsonogo		BIAL	1.45m
12	Michael Baril		LAURN	1.45m
	Alex Korouessis		LSA	NM

Keyon Cyros	VMC	NM
Kieran Joyette	JFK	NM

[\[Top of Page\]](#) [\[Event List\]](#)

Event 27 BOYS 14-15 Midget Long Jump

NAME	AGE	TEAM	MARK
1 Michael Francis		MACD	5.34m
2 Tyler Stern		SELW	5.15m
3 Wayne Anthony Busby		MACD	5.08m
4 Jayden Jehoda		JRHS	5.00m
5 Anthony Montanaro		LBPHS	4.88m
6 Vincent April		LOY	4.85m
7 Phillip Loh		PCHS	4.75m
8 Alexander Lee		LOY	4.72m
9 Omar Bucchus		WHS	4.71m
10 Jonathan Monsonogo		BIAL	4.69m
11 Sahanoor Chowdhury		JFK	4.53m
12 Chrys Kakomanolis		VMC	4.43m
13 Keyon Cyros		VMC	4.37m
14 Nathan Haggerty		MMA	4.28m
15 Marcel Desmond		WHS	4.26m

[\[Top of Page\]](#) [\[Event List\]](#)

Event 28 BOYS 14-15 Midget Triple Jump

NAME	AGE	TEAM	MARK
1 Philippe Miller		LCC.	11.85m
2 Chrisselly Saint-Jean		LMAC	10.90m
3 Adam Babin		ROY	10.74m
4 Alessio Conte		LMAC	10.69m
5 Vincent April		LOY	10.61m
6 Phillip Loh		PCHS	10.55m
7 Anthony Montanaro		LBPHS	10.54m
8 Evan Dimentberg		LCC.	10.52m
9 Troy Brodeur		BA	10.02m

[\[Top of Page\]](#) [\[Event List\]](#)

Event 29 BOYS 14-15 Midget Shot Put

NAME	AGE	TEAM	MARK
1 Daniel Peart		LSA	13.03m
2 Nicholas Sabelli		VMC	12.95m
3 Biagio Pompa		LMAC	12.03m
4 Andrew Mullins-Grant		SELW	11.77m
5 Mitchel Webb		MACD	11.43m
6 Haivien Desir		RHS	10.77m
7 Alessandro Colabretta		VMC	10.48m
8 Marc-Amthony Iasenza		LBPHS	10.25m
9 Matthew Teixeira		JP1	9.94m
10 Eric Fillion		RHS	9.89m
11 Greg Perrett		LSA	9.79m
12 Chad Jasko		MACD	9.54m
13 Justin Ilkich		LAURN	9.36m
14 Jeremy Iavarone		VMC	9.06m
15 Nathan Haggerty		MMA	8.94m
16 Jasper Billiq		STG	8.94m

[\[Top of Page\]](#) [\[Event List\]](#)

Event 30 BOYS 14-15 Midget Discus Throw

NAME	AGE	TEAM	MARK
1 Georges Nasrallah		LSA	30.37m
2 Mitchel Webb		MACD	25.51m
3 Troy Brodeur		BA	23.29m
4 Yedidia Ifergan		CENT	23.12m
5 Andrew Stein		WIC	22.70m
6 Neil Cambridge		BA	22.60m
7 James Osborne		LCC.	21.02m
8 Greg Perrett		LSA	19.20m
9 Jonathan Dimauro		LBPHS	18.92m
10 Thomas Cefarti		LMAC	18.31m
11 Nathan Haggerty		MMA	18.09m
12 Matthew Teixeira		JP1	18.01m

Event 31 BOYS 14-15 Midget Javelin Throw

NAME	AGE	TEAM	MARK
1 Dante Didomenico		LBPHS	35.31m
2 Georges Nasrallah		LSA	32.44m
3 Nicholas Sabelli		VMC	27.69m
4 Sam MacIver		ROY	26.53m
5 Justin Ilkich		LAURN	26.03m
6 Jonathan Dimauro		LBPHS	24.98m
7 Biagio Pompa		LMAC	24.36m
8 Antonio Di Zazzo		LAURN	23.90m
9 Yedidia Ifergan		CENT	23.44m
10 Kourosch Akhbari		ROY	22.67m
11 Gregory Barsalou		PCHS	21.84m
12 William Murphy		PCHS	20.89m
13 Karontatsi Rice		KSS	19.48m
Domenico Martinez		RHS	NM

Event 32 BOYS 16-18 Juvenile 100m Dash

FINALS

NAME	AGE	TEAM	TIME
1 Diego Dorantes-Ferreira		LOY	11.61
2 Matthew Driver		LOY	12.12
3 Vincent Marleau		WWHS	12.21
4 Orlando Baltram		PCHS	12.28
5 Moustapha Camara		EMCS	12.29
6 John Papaoimitriou		LSA	12.53
7 Mondli Malunga		KUPER	12.78
8 Mike Vidakis		LSA	13.44

PRELIMS

1 Diego Dorantes-Ferreira		LOY	11.65 Q
---------------------------	--	-----	---------

2	Matthew Driver	LOY	12.04 Q
3	Moustapha Camara	EMCS	12.07 Q
4	Vincent Marleau	WWHS	12.10 q
5	Orlando Baltram	PCHS	12.25 q
6	Mike Vidakis	LSA	12.38 q
7	John Papaoimitriou	LSA	12.56 q
8	Mondli Malunga	KUPER	12.57 q
9	Jaylen Weeks	PCHS	12.83
10	Cooper House	KUPER	12.87
11	Matthew Vallieres	WWHS	12.91
12	Dutton Ryan	WWHS	12.93
13	Riley Pincomber	BHS	13.01
14	Thomas Pallone	CENT	13.08
15	Nicholas Styres	KSS	13.39

[\[Top of Page\]](#) [\[Event List\]](#)

Event 33 BOYS 16-18 Juvenile 200m Run

FINALS

NAME	AGE	TEAM	TIME
1	Diego Dorantes-Ferreira	LOY	23.86
2	Matthew Driver	LOY	24.50
3	Vincent Marleau	WWHS	24.54
4	Moustapha Camara	EMCS	24.58
5	Reza Nekoui	PCHS	24.63
6	Riley Pincomber	BHS	25.24

PRELIMS

1	Diego Dorantes-Ferreira	LOY	24.17 Q
2	Matthew Driver	LOY	24.28 Q
3	Moustapha Camara	EMCS	24.64 q
4	Vincent Marleau	WWHS	24.77 q
5	Riley Pincomber	BHS	25.00 q
6	Reza Nekoui	PCHS	25.29 Q
7	Matthew Vallieres	WWHS	25.47
8	Maureese Davidson	RHS	26.57

9	Nicholas Geminari	PCHS	26.63
10	Jaylen Weeks	PCHS	27.12
11	John Papaoimitriou	LSA	27.23
12	Gabe Horvath	CENT	28.37

[\[Top of Page\]](#) [\[Event List\]](#)

Event 34 BOYS 16-18 Juvenile 400m Run

NAME	AGE	TEAM	TIME
1	Thomas Caprera	LOY	53.86
2	Tyler Boyce-Davis	WHS	54.94
3	Oliver Morancy	RHS	56.19
4	Benjamin Gauthier	SELW	1:00.37
5	Jaylen Weeks	PCHS	1:00.46
6	Massimo Ciamberlano	CENT	1:00.56
7	Orlando Baltram	PCHS	1:00.71
8	Reza Nekoui	PCHS	1:01.71
9	Cooper House	KUPER	1:03.19
10	David Collison	STT	1:04.56
11	Jonathan McCall	LOY	1:07.43

[\[Top of Page\]](#) [\[Event List\]](#)

Event 35 BOYS 16-18 Juvenile 800m Run

NAME	AGE	TEAM	TIME
1	Tyler Boyce-Davis	WHS	2:12.75
2	Matthew Racanelli	LOY	2:18.41
3	Caelan Ratcliffe	BHS	2:21.17
4	Fabrizio Cassella	LMAC	2:26.47
5	David Collison	STT	2:29.53
6	Jonathan McCall	LOY	2:35.07
7	Joshua Evans	STG	2:42.32
8	Jason Kovac	RHS	2:56.44
9	Liam Clarke	WIC	2:59.93

[\[Top of Page\]](#) [\[Event List\]](#)

Event 36 BOYS 16-18 Juvenile 1500m Run

NAME	AGE	TEAM	TIME
------	-----	------	------

1	Tyler Boyce-Davis	WHS	4:35.74
2	Thomas Caprera	LOY	4:36.07
3	Benjamin Gauthier	SELW	4:49.49
4	Fabrizio Cassella	LMAC	5:05.26
5	Matthew Mimeault	PCHS	5:09.15
6	Caelan Ratcliffe	BHS	5:10.32
7	Reza Nekoui	PCHS	5:12.41
8	Ahmed Farah	STT	5:23.58
9	Ali Mushtaq	PCHS	5:57.53
10	David Wertheimer	ROY	6:09.26

[\[Top of Page\]](#) [\[Event List\]](#)

Event 37 BOYS 16-18 Juvenile 3000m Run

NAME	AGE	TEAM	TIME
1	Gabriele Folino	VMC	10:27.23
2	Caelan Ratcliffe	BHS	10:28.29
3	David Collison	STT	10:48.31
4	Henry Bassel	STG	10:50.59
5	Fabrizio Cassella	LMAC	10:56.64
6	Justin Bourgeois	LSA	11:15.97
7	Matthew Mimeault	PCHS	11:23.67
8	Jordan Daniele	WWHS	11:29.03
9	Joshua Evans	STG	11:34.74
10	James Trihas	LAURN	12:35.52
11	Ali Mushtaq	PCHS	12:37.56
12	Liam Clarke	WIC	13:24.69

[\[Top of Page\]](#) [\[Event List\]](#)

Event 38 BOYS 16-18 Juvenile 110m Hurdles

FINALS

NAME	AGE	TEAM	TIME
1	Riley Pincomber	BHS	18.03
2	William Strachan	WHS	18.21
3	Nicholas Datko	PCHS	19.38

4	Adam Wexler	HZHS	20.05
5	Christopher Phillip	PCHS	20.11
PRELIMS			
1	Riley Pincomber	BHS	18.30 Q
2	William Strachan	WHS	19.00 Q
3	Christopher Phillip	PCHS	19.88 Q
4	Nicholas Datko	PCHS	19.90 q
5	Justin Bourgeois	LSA	20.25 q
6	Adam Wexler	HZHS	20.31 q
7	Reece Palfy	BHS	20.41
8	Angad Malhotra	KUPER	20.88
9	Danin Orlando	CENT	21.55
10	Thomas Pallone	CENT	21.68
11	Carlo Sinagra	LOY	22.73

[\[Top of Page\]](#) [\[Event List\]](#)

Event 39 BOYS 16-18 Juvenile 400m Hurdles

NAME	AGE	TEAM	TIME
1	Thomas Caprera	LOY	1:01.95
2	Tyler Boyce-Davis	WHS	1:02.84
3	Nicholas Geminari	PCHS	1:08.67
4	Reece Palfy	BHS	1:09.40
5	Nicholas Datko	PCHS	1:13.12
6	Jonathan McCall	LOY	1:14.88
7	Christopher Phillip	PCHS	1:32.71

[\[Top of Page\]](#) [\[Event List\]](#)

Event 40 BOYS 16-18 Juvenile 4x100m Relay

NAME	TEAM	TIME
1	Loyola HS A	48.88
2	Pierrefonds Comp HS A	49.46
3	Westwood HS A	49.97
4	Emmanuel Christian A	50.00
5	Kuper Academy A	51.63
6	Beaconsfield HS A	51.69

7	Centennial Academy A	CENT	52.00
8	Laval Senior Academy A	LSA	1:00.26

[\[Top of Page\]](#) [\[Event List\]](#)

Event 41 BOYS 16-18 Juvenile 4x400m Relay

	NAME	TEAM	TIME
1	Loyola HS A	LOY	4:00.22
2	Pierrefonds Comp HS A	PCHS	4:05.05
3	Beaconsfield HS A	BHS	4:24.12

[\[Top of Page\]](#) [\[Event List\]](#)

Event 42 BOYS 16-18 Juvenile High Jump

	NAME	AGE	TEAM	MARK
1	Nicholas Maniatis		LAURN	1.90m
2	Thomas Caprera		LOY	1.75m
3	William Strachan		WHS	1.70m
4	Oliver Morancy		RHS	1.65m
5	Rami Salib		EMCS	1.60m
6	Ryan Slater		BHS	1.55m
7	Justin Bourgeois		LSA	1.55m
8	Toby Saad		EMCS	1.50m
	Massimo Ciamberlano		CENT	NM
	Victor Gasper		LAURN	NM
	Rasheim Jones		BA	NM
	Reece Palfy		BHS	NM
	David Sorin		WIC	NM
	Brandon Brascoup		KSS	NM

[\[Top of Page\]](#) [\[Event List\]](#)

Event 43 BOYS 16-18 Juvenile Long Jump

	NAME	AGE	TEAM	MARK
1	Oliver Morancy		RHS	5.72m
2	Nicholas Maniatis		LAURN	5.65m
3	Ryan Slater		BHS	5.51m
4	Matthew Driver		LOY	5.26m

5	Jaylen Weeks	PCHS	5.23m
6	Nicholas Datko	PCHS	4.92m
7	David Di Ssaro	CENT	4.78m
8	Rasheim Jones	BA	4.73m
9	Toby Saad	EMCS	4.70m
10	Nicholas Styres	KSS	4.48m
11	Shawn Henry	LSA	3.65m

[\[Top of Page\]](#) [\[Event List\]](#)

Event 44 BOYS 16-18 Juvenile Triple Jump

NAME	AGE	TEAM	MARK
1	Nicholas Maniatis	LAURN	11.23m
2	William Strachan	WHS	10.93m
3	David Sorin	WIC	10.12m
4	Josh Yun	KUPER	10.10m
5	Victor Gasper	LAURN	9.76m
6	Angad Malhotra	KUPER	9.74m
7	Nirushan Selliah	PCHS	9.18m
8	Kevin Constable	LAURN	8.89m

[\[Top of Page\]](#) [\[Event List\]](#)

Event 45 BOYS 16-18 Juvenile Shot Put

NAME	AGE	TEAM	MARK
1	Nicholas Maniatis	LAURN	11.85m
2	Nicholas Styres	KSS	11.19m
3	Joseph Petrucelli	LOY	11.17m
4	Daniel Pye	LOY	11.09m
5	Elias Liopoulos	WIC	10.15m
6	Mike Vidakis	LSA	9.17m
7	Reece Palfy	BHS	9.13m
8	Adam Wexler	HZHS	8.92m
9	Mitch Martell	CENT	8.31m
10	Dimitri El Rassi	LSA	7.90m
11	Abdullah Zafar	PCHS	7.10m

[\[Top of Page\]](#) [\[Event List\]](#)

Event 46 BOYS 16-18 Discus Throw

NAME	AGE	TEAM	MARK
1 Nicholas Maniatis		LAURN	35.29m
2 Joseph Petrucelli		LOY	29.74m
3 Joey Reddick		BA	29.47m
4 Daniel Pye		LOY	28.39m
5 Elias Liopoulos		WIC	24.86m
6 Brandon Brascoup		KSS	23.59m
7 Mitch Martell		CENT	22.40m
8 Nicholas Styres		KSS	19.81m
9 Dimitri El Rassi		LSA	17.32m

[\[Top of Page\]](#) [\[Event List\]](#)

Event 47 BOYS 16-18 Juvenile Javelin Throw

NAME	AGE	TEAM	MARK
1 Daniel Pye		LOY	42.19m
2 Joseph Petrucelli		LOY	30.91m
3 Nicholas Datko		PCHS	30.51m
4 Ryan Slater		BHS	28.72m
5 Elias Liopoulos		WIC	24.04m
6 Dimitri El Rassi		LSA	23.67m
7 James Trihas		LAURN	20.75m
8 Kevin Constable		LAURN	19.66m
9 Massimo Ciamberlano		CENT	16.74m
John Papaoimitriou		LSA	NM

[\[Top of Page\]](#) [\[Event List\]](#)

BoysTrack and Field Championships - 2016

Tuesday, May 17th

Saint Laurent

05/17/2016 - 05/17/2016

Meet Scores

MALE TEAM Age Group 11 - 13			
1	LOYOLA HS	LOY	55.000
2	JOHN PAUL 1 HS	JP1	50.000
2	LOWER CANADA COLLEGE	LCC.	50.000
4	ROSEMOUNT HS	RHS	27.000
5	BEACONSFIELD HS	BHS	26.000
5	JOHN RENNIE HS	JRHS	26.000
7	MACDONALD HS	MACD	23.000
8	WESTWOOD HS	WWHS	18.000
9	LAVAL JUNIOR ACADEMY	LJA	17.000
10	BEURLING ACADEMY	BA	16.000
11	KUPER ACADEMY	KUPER	8.000
12	ROYAL WEST ACADEMY	ROY	3.000
13	WEST ISLAND COLLEGE	WIC	2.000
13	ST GEORGE'S SCHOOL	STG	2.000
15	JOHN F KENNEDY HS	JFK	1.000
MALE TEAM Age Group 14 - 15			
1	LOWER CANADA COLLEGE	LCC.	58.000
2	MACDONALD HS	MACD	45.000
3	LOYOLA HS	LOY	35.000
3	LAVAL SENIOR ACADEMY	LSA	35.000
5	LAURIER MACDONALD HS	LMAC	32.000
6	LESTER B. PEARSON HS	LBPHS	17.500
7	EMMANUEL CHRISTIAN	EMCS	16.000
8	SELWYN HOUSE	SELW	14.000
9	LAURENHILL ACADEMY	LAURN	12.000
10	JOHN RENNIE HS	JRHS	9.000
10	JOHN F KENNEDY HS	JFK	9.000
10	VINCENT MASSEY	VMC	9.000
10	BEURLING ACADEMY	BA	9.000

14	ROYAL WEST ACADEMY	ROY	8.000
15	PIERREFONDS COMP HS	PCHS	7.000
15	ST GEORGE'S SCHOOL	STG	7.000
17	ROSEMOUNT HS	RHS	5.000
17	WEST ISLAND COLLEGE	WIC	5.000
19	WESTMOUNT HS	WHS	4.000
20	CENTENNIAL ACADEMY	CENT	3.000
20	MARYMOUNT ACADEMY	MMA	3.000
20	BIALIK HS	BIAL	3.000
23	ST. THOMAS HS	STT	2.000
24	HERZLIAH HS	HZHS	1.500

MALE TEAM Age Group 16 - 18

1	LOYOLA HS	LOY	99.000
2	WESTMOUNT HS	WHS	38.000
2	PIERREFONDS COMP HS	PCHS	38.000
4	LAURENHILL ACADEMY	LAURN	35.000
5	BEACONSFIELD HS	BHS	34.000
6	ROSEMOUNT HS	RHS	14.000
7	WESTWOOD HS	WWHS	12.000
8	EMMANUEL CHRISTIAN	EMCS	10.000
8	WEST ISLAND COLLEGE	WIC	10.000
10	LAURIER MACDONALD HS	LMAC	8.000
11	SELWYN HOUSE	SELW	7.000
11	VINCENT MASSEY	VMC	7.000
13	KUPER ACADEMY	KUPER	6.000
13	KAHNAWAKE SURVIVAL	KSS	6.000
13	ST. THOMAS HS	STT	6.000
16	BEURLING ACADEMY	BA	4.000
16	LAVAL SENIOR ACADEMY	LSA	4.000
18	HERZLIAH HS	HZHS	3.000
18	ST GEORGE'S SCHOOL	STG	3.000
20	CENTENNIAL ACADEMY	CENT	1.000

MALE INDIVIDUAL Age Group 11 - 13

1	LAFROMBOISE, TRISTAN	JOHN PAUL 1 HS	26.000
2	PAOLUCCI, GIABCARLO	LOYOLA HS	17.000
3	RACETTE, DANIEL	MACDONALD HS BEURLING	16.000

3	BAPTISTE, JADEN	ACADEMY	16.000
5	ROMERO, JOSUE	ROSEMOUNT HS	15.000
6	CANFIELD, WILLIAM	WESTWOOD HS	14.000
7	HWA, CALEB	LOWER CANADA COLLEGE	13.000
8	ROUSSEAU, TOMMY	ROSEMOUNT HS	12.000
9	SWIRSKY, SAMUEL	JOHN RENNIE HS	11.000
10	LAVOIE, JEREMIE	LAVAL JUNIOR ACADEMY	10.000
10	RAYNOR, AIDEN	BEACONSFIELD HS	10.000
12	RIDGWAY, DAVID	JOHN RENNIE HS	9.000
13	CYTRYNBAUM, BEN	LOWER CANADA COLLEGE	8.000
14	MIRACHI, ANTHONY	LOYOLA HS	7.000
14	CAPPELLANO, LUCA	LOWER CANADA COLLEGE	7.000
14	TAYLOR, ANDREW	BEACONSFIELD HS	7.000
14	BELLOMO, JONATHAN	JOHN PAUL 1 HS	7.000
18	BEHL, TYLER	KUPER ACADEMY	6.000
19	MILANO, LUCA	JOHN PAUL 1 HS	5.000
19	HACKER, DYLAN	LOWER CANADA COLLEGE	5.000
19	CALLAHAN, BRIAN	MACDONALD HS	5.000
22	RIZZUTO, VITO	LOYOLA HS	4.000
22	GRIGNANO, ANTONIO	JOHN PAUL 1 HS	4.000
22	ZHANG, ED	LOWER CANADA COLLEGE	4.000
22	MANCINI, DAVID	LOYOLA HS	4.000
22	VIAU, SAMUEL	WESTWOOD HS	4.000
27	MOSSA, MICHAEL	JOHN PAUL 1 HS	3.000
27	BRIERLEY, DAVID	BEACONSFIELD HS	3.000
27	GIAMPA, LUCA	LAVAL JUNIOR ACADEMY	3.000
27	POUMBOURAS, CHRIS	LOWER CANADA COLLEGE	3.000
27	TIMERMANIS, SEAN	BEACONSFIELD HS	3.000
32	PERRON, JACK	KUPER ACADEMY	2.000
32	GARCIA, CARLOS	WEST ISLAND COLLEGE	2.000
32	PASCALI, LUCA	LOYOLA HS	2.000
32	VENDITTI, MATTHEW	LOYOLA HS	2.000
32	LATO, RIBERTO	LOYOLA HS	2.000
32	CRAWFORS, JUSTIN	MACDONALD HS	2.000
32	UESAKA, SHINO	ST GEORGE'S SCHOOL	2.000
32	DE SARNO, LUCA	LOYOLA HS	2.000
40	RICHARDS, SYLVIO	JOHN F KENNEDY HS	1.000

40	ERSONI, DAMIANO	LOYOLA HS	1.000
40	LARICCIA, MICHAEL	JOHN PAUL 1 HS	1.000
MALE INDIVIDUAL Age Group 14 - 15			
1	PERCOPO, RICARDO	LAURIER MACDONALD HS	19.000
2	FRANCIS, MICHAEL	MACDONALD HS	17.000
2	MILLER, PHILIPPE	LOWER CANADA COLLEGE	17.000
4	HILDEBRAND, LOUIS	EMMANUEL CHRISTIAN	16.000
4	NASRALLAH, GEORGES	LAVAL SENIOR ACADEMY	16.000
6	SMITH, JONAH	LOYOLA HS	12.000
7	STERN, TYLER	SELWYN HOUSE	11.000
7	DIMENTBERG, EVAN	LOWER CANADA COLLEGE	11.000
9	BUSBY, WAYNE ANTHONY	MACDONALD HS	10.000
10	SABELLI, NICHOLAS	VINCENT MASSEY	9.000
10	GIOBBI, MARIO	LOYOLA HS	9.000
10	PAGE, WILL	LOWER CANADA COLLEGE	9.000
10	CHOWDHURY, SAHANOOR	JOHN F KENNEDY HS	9.000
14	PEART, DANIEL	LAVAL SENIOR ACADEMY	7.000
14	DIDOMENICO, DANTE	LESTER B. PEARSON HS	7.000
14	ALEXANDER, MALACHI	LAURENHILL ACADEMY	7.000
14	VITELLI, ALEX	LAVAL SENIOR ACADEMY	7.000
14	WEBB, MITCHEL	MACDONALD HS	7.000
14	JEHODA, JAYDEN	JOHN RENNIE HS	7.000
14	BASSEL, OLIVER	ST GEORGE'S SCHOOL	7.000
21	LEE, ALEXANDER	LOYOLA HS	5.000
21	BRODEUR, TROY	BEURLING ACADEMY	5.000
21	SAINT-JEAN, CHRISSELLY	LAURIER MACDONALD HS	5.000
24	POMPA, BIAGIO	LAURIER MACDONALD HS	4.000
24	BABIN, ADAM	ROYAL WEST ACADEMY	4.000
24	MASTRODOMENICO, LUCAS	LOWER CANADA COLLEGE	4.000
24	BARROSO RICCARDI, MATTEO	ROSEMOUNT HS	4.000

24	AKTAS, ADAM	LESTER B. PEARSON HS	4.000
24	HUDSON, EDGAR	WESTMOUNT HS	4.000
24	CONTE, ALESSIO	LAURIER MACDONALD HS	4.000
31	PRINCIPE, MATHIAS	LESTER B. PEARSON HS	3.000
31	MACIVER, SAM	ROYAL WEST ACADEMY	3.000
31	MULLINS-GRANT, ANDREW	SELWYN HOUSE	3.000
31	NANASI, JACOB	MARYMOUNT ACADEMY	3.000
31	SCURTI, MATTHEW	PIERREFONDS COMP HS	3.000
31	DAFNIOTIS, NICHOLAS	LAURENHILL ACADEMY	3.000
31	APRIL, VINCENT	LOYOLA HS	3.000
31	HERSCOVITCH, SEAN	BIALIK HS	3.000
31	IFERGAN, YEDIDIA	CENTENNIAL ACADEMY	3.000
40	RIAR, CARSON	ST. THOMAS HS	2.000
40	GOSELIN, DANIEL	WEST ISLAND COLLEGE	2.000
40	STEIN, ANDREW	WEST ISLAND COLLEGE	2.000
40	IIKICH, JUSTIN	LAURENHILL ACADEMY	2.000
40	CORCORAN, JOEY	JOHN RENNIE HS	2.000
40	BILLICK, ZACH	LOWER CANADA COLLEGE	2.000
40	MARCHETTI, ZACHARY	MACDONALD HS	2.000
40	MONTANARO, ANTHONY	LESTER B. PEARSON HS	2.000
48	HUMBERMANN, JONATHAN	HERZLIAH HS	1.500
49	DIMAURO, JONATHAN	LESTER B. PEARSON HS	1.000
49	LOH, PHILLIP	PIERREFONDS COMP HS	1.000
49	LEVINE, SPENCER	ROYAL WEST ACADEMY	1.000
49	MASTROGIUSEPPE, MICHAEL	LOWER CANADA COLLEGE	1.000
49	DESIR, HAIVIEN	ROSEMOUNT HS	1.000
49	CAMBRIDGE, NEIL	BEURLING ACADEMY	1.000
55	ORTIZ-MUSCIA, BRIAN	LESTER B. PEARSON HS	.500

MALE INDIVIDUAL Age Group 16 - 18

1	MANIATIS, NICHOLAS	LAURENHILL ACADEMY	33.000
2	CAPRERA, THOMAS	LOYOLA HS	24.000
2	BOYCE-DAVIS, TYLER	WESTMOUNT HS	24.000
4	PETRUCELLI, JOSEPH	LOYOLA HS	14.000
4	STRACHAN, WILLIAM	WESTMOUNT HS	14.000
4	DORANTES-FERREIRA, DIEGO	LOYOLA HS	14.000
4	MORANCY, OLIVER	ROSEMOUNT HS	14.000
8	PYE, DANIEL	LOYOLA HS	13.000
8	DRIVER, MATTHEW	LOYOLA HS	13.000
10	DATKO, NICHOLAS	PIERREFONDS COMP HS	11.000
11	RATCLIFFE, CAELAN	BEACONSFIELD HS	10.000
12	PINCOMBER, RILEY	BEACONSFIELD HS	8.000
12	SLATER, RYAN	BEACONSFIELD HS	8.000
12	CASSELLA, FABRIZIO	LAURIER MACDONALD HS	8.000
12	MARLEAU, VINCENT	WESTWOOD HS	8.000
16	FOLINO, GABRIELE	VINCENT MASSEY	7.000
16	GAUTHIER, BENJAMIN	SELWYN HOUSE	7.000
18	COLLISON, DAVID	ST. THOMAS HS	6.000
18	LIPOPOULOS, ELIAS	WEST ISLAND COLLEGE	6.000
20	RACANELLI, MATTHEW	LOYOLA HS	5.000
20	CAMARA, MOUSTAPHA	EMMANUEL CHRISTIAN	5.000
20	STYRES, NICHOLAS	KAHNAWAKE SURVIVAL	5.000
23	SORIN, DAVID	WEST ISLAND COLLEGE	4.000
23	WEEKS, JAYLEN	PIERREFONDS COMP HS	4.000
23	GEMINARI, NICHOLAS	PIERREFONDS COMP HS	4.000
23	REDDICK, JOEY	BEURLING ACADEMY	4.000
27	YUN, JOSH	KUPER ACADEMY	3.000
27	PALFY, REECE	BEACONSFIELD HS	3.000
27	BALTRAM, ORLANDO	PIERREFONDS COMP HS	3.000
27	WEXLER, ADAM	HERZLIAH HS	3.000
27	BASSEL, HENRY	ST GEORGE'S SCHOOL	3.000
32	MCCALL, JONATHAN	LOYOLA HS	2.000
32	MIMEAULT, MATTHEW	PIERREFONDS COMP HS	2.000

32 NEKOU, REZA	PIERREFONDS COMP HS	2.000
32 GASPER, VICTOR	LAURENHILL ACADEMY	2.000
32 SALIB, RAMI	EMMANUEL CHRISTIAN	2.000
32 PHILLIP, CHRISTOPHER	PIERREFONDS COMP HS	2.000
38 MALHOTRA, ANGAD	KUPER ACADEMY	1.000
38 BOURGEOIS, JUSTIN	LAVAL SENIOR ACADEMY	1.000
38 PAPAOMITRIOU, JOHN	LAVAL SENIOR ACADEMY	1.000
38 VIDAKIS, MIKE	LAVAL SENIOR ACADEMY	1.000
38 BRASCOUP, BRANDON	KAHNAWAKE SURVIVAL	1.000
38 EL RASSI, DIMITRI	LAVAL SENIOR ACADEMY	1.000
38 CIAMBERLANO, MASSIMO	CENTENNIAL ACADEMY	1.000

FLAG FOOTBALL PLAYOFFS 2016


13/06/2016 10:13

Juvenile Girls - Division 1

Top 2 from each section make it

Tie Breaker	Semi Final	Final	Champions
-------------	------------	-------	-----------

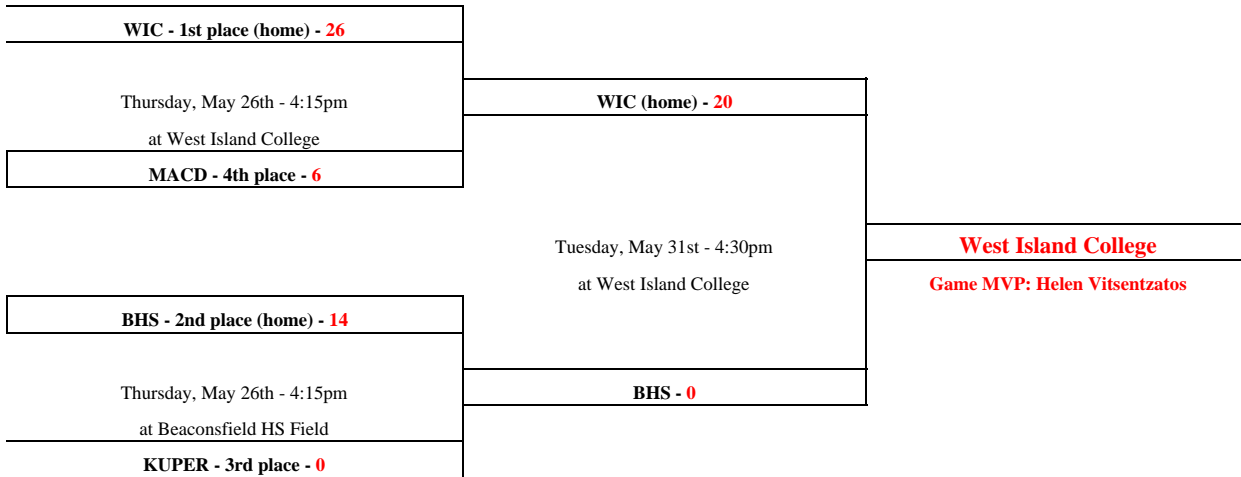
****VILLA cannot play May 30 or May 31st**



Juvenile Girls - Division 3

Top 4 make playoffs

Semi Final	Final	Champions
------------	-------	-----------




Midget Girls - Division 1

Top 4 make playoffs

Semi Final	Final	Champions
------------	-------	-----------

****VILLA cannot play May 30 or May 31st**



LCC - 2nd place (home) - 8	
Wednesday, May 25th - 4:15pm at Lower Canada College	STT - 6
STT - 3rd place - 26	

Midget Girls - Division 3

Top 3 make playoffs

Semi Final	Final	Champions
------------	-------	-----------

	MACD - 1st place (home) - 31	
	Monday, May 30th - 4:15pm at MacDonald HS Field	MacDonald HS Game MVP:
VMC - 2nd place (home) - 39		
Thursday, May 26th - 4:15pm at Park Pere Marquette	VMC - 0	
BIAL - 3rd place - 12		

Bantam Girls - Division 1

Top 2 from each section make it

Semi Final	Final	Champions
------------	-------	-----------

****PCHS cannot play May 27**

****STT cannot play May 27**

****VILLA cannot play May 30 or May 31st**

PCHS - 1A (home) - 15		
Thursday, May 26th - 3:00pm - DH at PCHS School Field	PCHS - 20	
VILLA - 2B - 0		
	Tuesday, May 31st - 3:15pm at Terra Cotta Field	St. Thomas High School Game MVP: Senna Catterall
WIC - 2A - 6		
Thursday, May 26th - 3:00pm at Terra Cotta Field	STT (home) - 32	
STT - 1B (home) - 36		

Bantam Girls - Division 3

Top 2 from each section make it

Semi Final	Final	Champions
------------	-------	-----------

****JP1 cannot play May 26 or May 27**

****LCC cannot play May 30**

ROYAL - 1A (home) - 25

Thursday, May 26th - 4:30pm

at John Grant HS Field

VMC - 2B - 24

ROYAL (home) - 14

Tuesday, May 31st - 4:15pm

at Lower Canada College

Lower Canada College

Game MVP: Sophia Mashaal

LCC - 2A - 18

Wednesday, May 25th - 4:00pm

at Stade Hebert

JP1 - 1B (home) - 2

LCC - 26

G.M.A.A. Girls Flag Football Standings 2016

19/05/2016 20:53

	School	Games	Win	Loss	Tie	Points
Juvenile Girls "1A"						
8	Westwood High School - WWHS	8	8	0	0	16
	Kuper Academy - KUPER	8	5	3	0	10
	Lindsay Place High School - LPHS	8	5	3	0	10
	Riverdale High School - RIVHS	8	2	6	0	4
	John Rennie HS - JRHS	8	0	8	0	0
Juvenile Girls "1B"						
6	Villa Maria High School - VILLA	6	5	1	0	10
	St Thomas HS - STT	6	3	2	1	7
	Lower Canada College - LCC.	6	3	3	0	6
	Sacred Heart School - SHSM	6	0	5	1	1
Juvenile Girls "3A"						
5	West Island College - WIC	5	5	0	0	10
	Beaconsfield HS - BHS	5	4	1	0	8
	Kuper Academy - KUPER	5	3	2	0	6
	MacDonald HS - MACD	5	2	3	0	4
	St George's School - STG	5	1	4	0	2
	Lakeside Academy - LA.	5	0	5	0	0
Midget Girls "1A"						
5	Villa Maria High School - VILLA	5	5	0	0	10
	Lower Canada College - LCC.	5	3	2	0	6
	St Thomas HS - STT	5	3	2	0	6
	Westwood High School - WWHS	5	3	2	0	6
	Laurier MacDonald HS - LMAC	5	1	4	0	2
	Sacred Heart School - SHSM	5	0	5	0	0
Midget Girls "3A"						
6	MacDonald High School - MACD	6	5	1	0	10
	Vincent Massey Collegiate - VMC	6	4	2	0	8
	Bialik High School - BIAL	6	3	3	0	6
	Herzliah High School - HZHS	6	0	6	0	0
Bantam Girls "1A"						
8	Pierrefonds Comprehensive HS - PCHS	7	5	2	0	10
	West Island College - WIC	8	5	3	0	10
	Westwood High School - WWHS	8	5	3	0	10
	Kuper Academy - KUPER	8	4	4	0	8
	Riverdale High School - RIVHS	7	0	7	0	0
Bantam Girls "1B"						
6	St Thomas HS - STT	6	6	0	0	12
	Villa Maria High School - VILLA	6	4	2	0	8
	Lower Canada College - LCC.	6	2	4	0	4
	Sacred Heart School - SHSM	6	0	6	0	0
Bantam Girls "3A"						
8	Royal West Academy - ROYAL	8	8	0	0	16
	Lower Canada College - LCC.	8	5	3	0	10
	Beaconsfield HS - BHS	8	4	4	0	8
	Kuper Academy - KUPER	8	3	5	0	6
	Bialik High School - Team 1 - BIAL1	8	0	8	0	0
Bantam Girls "3B"						
6	John Paul 1 HS - JP1	6	5	1	0	10
	Vincent Massey Collegiate - VMC	6	5	1	0	10
	Trafalgar School - TRAF	6	2	4	0	4

GMAA Girls Rugby 7's Tournament

Friday, May 6th, 2016 at Concordia University

RESULTS

#1 - Sherbrooke				#2 Maisonneuve			
TIME	#	Section	Away	Score	Home	Score	Field
8:30 AM	1	MID	ECS	27	HSBHS	5	#1
8:50 AM	2	JUV B	WHS	13	BA	10	#1
9:00 AM	3	JUV A	ECS	27	HSBHS	5	#2
9:10 AM	4	MID	WWHS	14	CVR	5	#1
9:20 AM	5	JUV B	SAA	5	MSGR	10	#2
9:30 AM	6	JUV A	CVR	33	ESGF	0	#1
9:40 AM	7	JUV B	STAN	36	WHS	0	#2
9:50 AM	8	JUV A	HSBHS	0	ESSJ	24	#1
10:00 AM	9	MID	ECS	34	ESGF	0	#2
10:10 AM	10	MID	HSBHS	5	WWHS	22	#1
10:20 AM	11	JUV B	BA	5	SAA	27	#2
10:30 AM	12	JUV A	ECS	22	CVR	7	#1
10:40 AM	13	MID	CVR	29	ESGF	0	#2
11:00 AM	14	JUV A	ESSJ	31	ESGF	0	#1
11:20 AM	15	JUV B	MSGR	5	STAN	29	#1
11:40 AM	16	MID	WWHS	10	ECS	7	#1
12:00 PM	17	JUV A	HSBHS	7	CVR	48	#1
12:20 PM	18	JUV B	WHS	10	SAA	20	#1
12:40 PM	19	MID	HSBHS	27	CVR	17	#1
1:00 PM	20	JUV A	ESSJ	17	ECS	7	#1
1:30 PM	21	JUV B	BA	0	MSGR	30	#1
1:50 PM	22	MID	ESGF	0	WWHS	22	#1
2:10 PM	23	JUV A	ESGF	10	HSBHS	20	#1
2:30 PM	24	JUV B	STAN	39	BA	0	#1
2:50 PM	25	MID	CVR	0	ECS	32	#1
3:10 PM	26	JUV A	ESSJ	10	CVR	21	#1
3:30 PM	27	JUV B	WHS	10	MSGR	34	#1
4:00 PM	28	MID	ESGF	0	HSBHS	20	#1
4:20 PM	29	JUV A	ESGF	0	ECS	19	#1
4:40 PM	30	JUV B	STAN	31	SAA	10	#1
5:00 PM	31	MID FINAL	2nd - ECS	5	1st - WWHS	15	#1
5:30 PM	32	JUV FINAL	1st - ESSJ	0	1st - STAN	22	#1

MIDGET	JUVENILE	
CVR	"A"	"B"
ECS	CVR	BA
ESGF	ECS	MSGR
HSBHS	ESGF	SAA
WWHS	ESSJ	STAN
	HSBHS	WHS

Girls Track and Field Championships-2016

Monday, May 16th

Saint Laurent

05/16/2016 - 05/16/2016

Meet Results

[Ev# 1 GIRLS 11-13 Bantam 100m D](#)

[Ev# 2 GIRLS 11-13 Bantam 200m R](#)

[Ev# 3 GIRLS 11-13 Bantam 400m R](#)

[Ev# 4 GIRLS 11-13 Bantam 800m R](#)

[Ev# 5 GIRLS 11-13 Bantam 1500m](#)

[Ev# 6 GIRLS 11-13 Bantam 3000m](#)

[Ev# 7 GIRLS 11-13 Bantam 80m Hu](#)

[Ev# 8 GIRLS 11-13 Bantam 4x100m](#)

[Ev# 9 GIRLS 11-13 Bantam 4x400m](#)

[Ev# 10 GIRLS 11-13 Bantam High J](#)

[Ev# 11 GIRLS 11-13 Bantam Long J](#)

[Ev# 12 GIRLS 11-13 Bantam Triple](#)

[Ev# 13 GIRLS 11-13 Bantam Shot P](#)

[Ev# 14 GIRLS 11-13 Bantam Discus](#)

[Ev# 15 GIRLS 11-13 Bantam Javeli](#)

[Ev# 16 GIRLS 14-15 Midget 100m D](#)

[Ev# 17 GIRLS 14-15 Midget 200m R](#)

[Ev# 18 GIRLS 14-15 Midget 400m D](#)

[Ev# 19 GIRLS 14-15 Midget 800m R](#)

[Ev# 20 GIRLS 14-15 Midget 1500m](#)

[Ev# 21 GIRLS 14-15 Midget 3000m](#)

[Ev# 22 GIRLS 14-15 Midget 80m Hu](#)

[Ev# 23 GIRLS 14-15 Midget 400m H](#)

[Ev# 24 GIRLS 14-15 Midget 4x100m](#)

[Ev# 25 GIRLS 14-15 Midget 4x400m](#)

[Ev# 26 GIRLS 14-15 Midget High J](#)

[Ev# 27 GIRLS 14-15 Midget Long J](#)

[Ev# 28 GIRLS 14-15 Midget Triple](#)

[Ev# 29 GIRLS 14-15 Midget Shot P](#)

[Ev# 30 GIRLS 14-15 Midget Discus](#)

[Ev# 31 GIRLS 14-15 Midget Javeli](#)

[Ev# 32 GIRLS 16-18 Juvenile 100m](#)

[Ev# 33 GIRLS 16-18 Juvenile 200m](#)

[Ev# 34 GIRLS 16-18 Juvenile 400m](#)

[Ev# 35 GIRLS 16-18 Juvenile 800m](#)

[Ev# 36 GIRLS 16-18 Juvenile 1500](#)

[Ev# 37 GIRLS 16-18 Juvenile 3000](#)

[Ev# 38 GIRLS 16-18 Juvenile 100m](#)

[Ev# 39 GIRLS 16-18 Juvenile 400m](#)

[Ev# 40 GIRLS 16-18 Juvenile 4x10](#)

[Ev# 41 GIRLS 16-18 Juvenile 4x40](#)

[Ev# 42 GIRLS 16-18 Juvenile High](#)

[Ev# 43 GIRLS 16-18 Juvenile Long](#)

[Ev# 44 GIRLS 16-18 Juvenile Trip](#)

[Ev# 45 GIRLS 16-18 Juvenile Shot](#)

[Ev# 46 GIRLS 16-18 Juvenile Disc](#)

[Ev# 47 GIRLS 16-18 Juvenile Jave](#)

[\[Top of Page\]](#) [\[Event List\]](#)

Event 1 GIRLS 11-13 Bantam 100m Dash

FINALS

MARK	NAME	TEAM
1	MAKESHA WALKER	BA
13.97	2 SYDNEY CAMPBELL	JRHS
14.10	3 KIMBERLY BRUNELLE	WWHS
14.12	4 SAMANTHA INKSTER	JRHS
14.54	5 CLAIRE STAWNYCZY	LCCHS
14.55	6 KAYLA BURDICK	LJA
14.56	7 SARA SOKOLOWSKY	LJA
14.60		

PRELIMS

1	MAKESHA WALKER	BA
13.91 Q		

2	SYDNEY CAMPBELL	JRHS
14.10 q		
3	SAMANTHA INKSTER	JRHS
14.17 Q		
4	KIMBERLY BRUNELLE	WWHS
14.22 q		
5	CLAIRE STAWNYCZY	LCCHS
14.47 q		
6	SARA SOKOLOWSKY	LJA
14.62 q		
7	CASSANDRA DEKKER	MACD
14.71 q		
8	KAYLA BURDICK	LJA
14.89 q		
9	JENNA KASTNER	STT
14.93		
10	AMANDA FESTER	BHS
14.95		
11	SOPHIA JERONIC	ROYAL
15.12		
12	EMILY MAUTONE	PCHS
15.19		
12	DIMITRA SARIKAKI	LJA
15.19		
14	PIPER LEBLANC	JP1
15.25		
14	LILY CREAGHAN	STUD
15.25		

[\[Top of Page\]](#) [\[Event List\]](#)

Event 2 GIRLS 11-13 Bantam 200m Run

FINALS

MARK	NAME	TEAM	
	1	KIMBERLY BRUNELLE	WWHS
29.16			
	2	MAKESHA WALKER	BA
29.17			
	3	JENNIFER MCDONALD	SHSM
29.79			
	4	STELLA BARSALOU	PCHS
30.10			
	5	LEIA KHAIRY	ROYAL
30.36			
	6	DIMITRA SARIKAKI	LJA
31.40			

PRELIMS

	1	MAKESHA WALKER	BA
29.20 Q			
	2	STELLA BARSALOU	PCHS
29.29 q			
	3	KIMBERLY BRUNELLE	WWHS

29.65	Q		
4		JENNIFER MCDONALD	SHSM
30.31	Q		
5		DIMITRA SARIKAKI	LJA
30.52	q		
6		LEIA KHAIRY	ROYAL
30.66	q		
7		LAURA CAVALIERE	BHS
30.75			
8		CASSANDRA BALDRY	SHSM
31.04			
9		VICTORIA CINELLI	JRHS
31.06			
10		SARA MALIK	VILA
31.07			
11		LILY CREAGHAN	STUD
31.50			
12		CASSANDRA DEKKER	MACD
31.52			
13		MIA TETRAULT	ECS
31.99			
14		ISABELLA LAMOSA	PCHS
32.51			
15		ERIKA BAKER	RHS
33.17			
16		LIANA INSOGNA	JP1
34.06			
17		RACHEL HERRON	PCHS
34.13			

[\[Top of Page\]](#) [\[Event List\]](#)

Event 3 GIRLS 11-13 Bantam 400m Run

MARK		NAME	TEAM
	1	KAYLA BURDICK	LJA
1:08.66	2	AMAYA SASTRON-NAVARETTE	SHSM
1:09.99	3	MARY ROPER	ROYAL
1:10.54	4	CASSANDRA BALDRY	SHSM
1:13.47	5	CHRISTINA MACFARLAND	ECS
1:14.15	6	TONI DELGROSSO	STT
1:14.23	7	DANA HAY	STT
1:14.28	8	ISABELLA LAMOSA	PCHS
1:17.11	9	JADA PAGE	LCC.
1:17.25	10	ALEXANDRA LIBMAN	VILA
1:18.18	11	EKATERINA GUTIERREZ	VMC
1:18.41	12	JOSEPHINE THOMSON	VILA

1:19.15		
13	SOPHIE AMANDA BOUCHER	MACD
1:20.53		
14	LEAH BERNSTEIN	TRAF
1:20.80		
15	LIANA INSOGNA	JP1
1:22.89		

[\[Top of Page\]](#) [\[Event List\]](#)

Event 4 GIRLS 11-13 Bantam 800m Run

MARK	NAME	TEAM	
	1	AMAYA SASTRON-NAVARETTE	SHSM
2:45.18	2	SARA HUGHES	VILA
2:51.66	3	JORDAN TOWNSEND	WWHS
2:52.84	4	ADAORA DEER	KUPER
2:59.06	5	ELLA FODOR	ECS
3:02.34	6	EKATERINA GUTIERREZ	VMC
3:04.56	7	JOSEPHINE THOMSON	VILA
3:04.92	8	ASHLEY BURDICK	LJA
3:05.48	9	KAITLYN ROZON	BHS
3:05.59	10	KARINA NITTI	JRHS
3:06.34	11	EMMA TASSILO	JP1
3:07.27	12	SHEENA DOYLE	HSBHS
3:09.05	13	SABRINA FITZ-CALTRI	PCHS
3:16.84	14	SOPHIE AMANDA BOUCHER	MACD
3:31.66			

[\[Top of Page\]](#) [\[Event List\]](#)

Event 5 GIRLS 11-13 Bantam 1500m Run

MARK	NAME	TEAM	
	1	CATHERINE MOURELATOS	SHSM
5:54.08	2	SARA HUGHES	VILA
5:59.07			

6:04.90	3	JENNIFER MCDONALD	SHSM
	4	HOPE KEATING	JRHS
6:16.41			
	5	KAITLYN ROZON	BHS
6:25.21			
	6	ISABELLA LAMOSA	PCHS
6:27.12			
	7	SHEENA DOYLE	HSBHS
6:31.46			
	8	HALEY YORSTON	STT
6:34.38			
	9	LIANA CIANCI	SHSM
6:54.14			
	10	NATASHA OLIVO	JP1
6:55.40			
	11	MADISON ALBERT	BIAL
6:55.90			
	12	JANELLE HABAY	ROYAL
6:56.48			

[\[Top of Page\]](#) [\[Event List\]](#)

Event 6 GIRLS 11-13 Bantam 3000m Run

MARK		NAME	TEAM
	1	EMMA RHODES	ROYAL
12:20.85			
	2	SARA HUGHES	VILA
12:49.31			
	3	HOPE KEATING	JRHS
13:29.43			
	4	GRACE MARTIN-CHANG	ROYAL
13:56.23			
	5	HALEY YORSTON	STT
14:18.29			
	6	NATASHA OLIVO	JP1
14:31.38			
	7	SOPHIE BRACKETT	ECS
14:33.70			
	8	LEONIE ST-AMAUD	WIC
15:07.41			
	9	SOPHIA CHEHADE	ECS
15:07.79			
	10	OLIVIA BARBIERI	VILA
16:23.05			

[\[Top of Page\]](#) [\[Event List\]](#)

Event 7 GIRLS 11-13 Bantam 80m Hurdles

FINALS

MARK	NAME	TEAM
15.61	1 ELENA APOSTOLATOS	SHSM
16.18	2 ELLA FODOR	ECS
16.48	3 LOLA PIERE-PAUL CHARBONNE	MACD
16.97	4 ALEXANDRA LIBMAN	VILA
17.00	5 CAILEIGH BATES	ROYAL
18.46	6 SOPHIA JERONIC	ROYAL

PRELIMS

15.46 Q	1 ELENA APOSTOLATOS	SHSM
16.25 Q	2 SOPHIA JERONIC	ROYAL
16.42 q	3 CAILEIGH BATES	ROYAL
16.44 Q	4 ELLA FODOR	ECS
16.45 q	5 LOLA PIERE-PAUL CHARBONNE	MACD
17.01 q	6 ALEXANDRA LIBMAN	VILA
17.25	7 JESSICA TZANETATOS	KUPER
17.83	8 LEAH BERNSTEIN	TRAF
17.89	9 ERIKA BAKER	RHS
17.92	10 HAILEY LE	JP1
18.11	11 STELLA BARSALOU	PCHS
19.23	12 SOFIA SCALIA	SHSM
19.50	13 LAURA LECOMPTE	WHS
20.27	14 GEORGIONNA ANTONACCI	LJA

[\[Top of Page\]](#) [\[Event List\]](#)

Event 8 GIRLS 11-13 Bantam 4x100m Relay

MARK	NAME	TEAM
59.84	1 JOHN RENNIE HS A	JRHS
1:00.61	2 SACRED HEART SCHOOL A	SHSM
	3 PIERREFONDS COMP HS A	PCHS

1:01.44	4	BEACONSFIELD HS A	BHS
1:02.22	5	MACDONALD HS A	MACD
1:02.93	6	THE STUDY SCHOOL A	STUD
1:03.23	7	JOHN PAUL 1 HS A	JP1
1:04.12	8	ROSEMOUNT HS A	RHS
1:04.23	9	ST. THOMAS HS A	STT
1:04.54	10	ECS A	ECS
1:04.63	11	VILLA MARIA HS A	VILA
1:04.98	12	WESTMOUNT HS A	WHS
1:11.96			

[\[Top of Page\]](#) [\[Event List\]](#)

Event 9 GIRLS 11-13 Bantam 4x400m Relay

MARK		NAME	TEAM
	1	ROYAL WEST ACADEMY B	ROYAL
5:02.26	2	SACRED HEART SCHOOL A	SHSM
5:23.64	3	ECS A	ECS
5:23.65	4	VILLA MARIA HS A	VILA
5:27.38	5	JOHN RENNIE HS A	JRHS
5:28.19	6	PIERREFONDS COMP HS A	PCHS
5:36.25	7	MACDONALD HS A	MACD
5:46.82	8	THE STUDY SCHOOL A	STUD
5:49.27	9	JOHN PAUL 1 HS A	JP1
6:04.35	10	WESTMOUNT HS A	WHS
6:22.87			

[\[Top of Page\]](#) [\[Event List\]](#)

Event 10 GIRLS 11-13 Bantam High Jump

MARK		NAME	TEAM
------	--	------	------

1	RYANA REID	LCCHS
1.55m		
2	SARA MALIK	VILA
1.45m		
3	KELSEY LAHACHE	ECS
1.45m		
4	CHABLY RACHELLA	VILA
1.40m		
4	ELIZABETH KITWANDA	LJA
1.40m		
6	KIANDRA BROWNE	STT
1.35m		
7	PIPER LEBLANC	JP1
1.35m		
7	SONIA JACOB	STUD
1.35m		
9	CASSANDRA DEKKER	MACD
1.30m		
10	MARLEE BICKERDIKE	ROYAL
1.30m		
11	LOLA PIERE-PAUL CHARBONNE	MACD
1.30m		
12	SOPHIA JERONIC	ROYAL
1.30m		
13	DEIDRA LAUZON	WWHS
1.25m		
13	ASHELY CANAVAN	JRHS
1.25m		
13	SYDNEY CAMPBELL	JRHS
1.25m		
13	SAMANTHA INKSTER	JRHS
1.25m		
13	CATHERINE MOURELATOS	SHSM
1.25m		
18	ABAGAIL WOOD-ADAMS	STT
1.20m		
18	HEIDI JILDEBRAND	ECS
1.20m		
18	ASHLEY ROSENBLOOM	ECS
1.20m		

[\[Top of Page\]](#) [\[Event List\]](#)

Event 11 GIRLS 11-13 Bantam Long Jump

MARK	NAME	TEAM
1	CLAIRE STAWNYCZY	LCCHS
4.05m		
2	MAKESHA WALKER	BA
3.88m		
3	JENNA REED-STEWART	LCCHS
3.87m		
4	ELSPETH MURPHY	ECS
3.65m		
5	RENEE BELLERIVE	LCC.
3.58m		
6	STELLA BARSALOU	PCHS
3.56m		

7	RACHEL FLETCHER	JRHS
3.51m		
8	MORGAN BEST	BHS
3.51m		
9	ELENA APOSTOLATOS	SHSM
3.50m		
10	ABIGAIL RITCHIE	STUD
3.48m		
11	LILY CREAGHAN	STUD
3.46m		
12	LOLA PIERE-PAUL CHARBONNE	MACD
3.42m		
13	EMILY MAUTONE	PCHS
3.32m		
14	SARA MALIK	VILA
3.07m		
15	KAYLA DUGGAN	PCHS
2.77m		
16	LAURA LECOMPTE	WHS
2.38m		

[\[Top of Page\]](#) [\[Event List\]](#)

Event 12 GIRLS 11-13 Bantam Triple Jump

MARK	NAME	TEAM
	1 MARY ROPER	ROYAL
8.33m		
	2 RENEE BELLERIVE	LCC.
8.13m		
	3 ELSPETH MURPHY	ECS
8.10m		
	4 GRACE MARTIN-CHANG	ROYAL
7.56m		
	5 HAYLEE REID	WVHS
7.17m		
	6 MORGAN BEST	BHS
6.34m		
	7 LILY-ANN LIPPE	MACD
6.33m		
	8 ANICKA PALDY	WHS
6.11m		
	9 LEXUS WALLACE	LCCHS
6.10m		
	10 ANGEL STEVENS	MACD
6.07m		
	11 SYDNEY FERST	STUD
6.03m		
	12 MENUHA PILLAI	WHS
5.91m		
	13 STELLA MCCOMBER	KSS
5.56m		
	14 LAURA LECOMPTE	WHS
5.17m		
	15 BIANCA TEDESCHI	MACD
4.63m		

Event 13 GIRLS 11-13 Bantam Shot Put

MARK	NAME	TEAM
1	KIANDRA BROWNE	STT
9.17m		
2	AMANDA FESTER	BHS
8.48m		
3	MELINA FRAGAPANE	WIC
7.87m		
4	JAILA DOBSON	JFK
7.57m		
5	TALAYAH MINTO-RATTRAY	STUD
7.41m		
6	ELSPETH MURPHY	ECS
7.30m		
7	OLIVIA PITTMAN	SHSM
7.15m		
8	STELLA MCCOMBER	KSS
7.01m		
9	GRACIE DIABO	KUPER
6.77m		
10	CHERIE KIM	ECS
6.21m		
11	LILY-ANN LIPPE	MACD
6.18m		
12	PAMELA STAMATOPOULOS	LJA
5.56m		
13	AMANDA PERAGINE	JP1
5.49m		
14	SOPHIE AMANDA BOUCHER	MACD
4.86m		

Event 14 GIRLS 11-13 Bantam Discus Throw

MARK	NAME	TEAM
1	IRENE ASSIMES	LCC.
18.10m		
2	JAILA DOBSON	JFK
17.96m		
3	OLIVIA PITTMAN	SHSM
16.26m		
4	TALAYAH MINTO-RATTRAY	STUD
16.24m		
5	MELINA FRAGAPANE	WIC
15.92m		
6	CARRIE-ANN MCCARTHY	ROYAL
15.46m		
7	ANGEL STEVENS	MACD

14.67m	8	CHERIE KIM	ECS
13.80m	9	SOFIA SCALIA	SHSM
13.60m	10	BIANCA TEDESCHI	MACD
13.09m	11	KHALIAH JACK	LCCHS
12.34m	12	LILY-ANN LIPPE	MACD
12.10m			

[\[Top of Page\]](#) [\[Event List\]](#)

Event 15 GIRLS 11-13 Bantam Javelin Throw

MARK		NAME	TEAM
	1	SAMANTHA INKSTER	JRHS
17.10m	2	CARRIE-ANN MCCARTHY	ROYAL
16.07m	3	CHRISTINA VARVARIGOS	ECS
15.69m	4	ASHELY CANAVAN	JRHS
15.30m	5	VICTORIA DESLAURIERSSANDE	PCHS
15.20m	6	RONIT GELBART	ROYAL
14.60m	7	JAILA DOBSON	JFK
13.79m	8	ALLISON DYCK	BHS
13.32m	9	LILY-ANN LIPPE	MACD
12.65m	10	TALAYAH MINTO-RATTRAY	STUD
12.35m	11	PAMELA STAMATOPOULOS	LJA
11.60m	12	MELINA FRAGAPANE	WIC
11.55m	13	YAZMINA LOPEZ	JFK
11.50m			

[\[Top of Page\]](#) [\[Event List\]](#)

Event 16 GIRLS 14-15 Midget 100m Dash

FINALS

MARK		NAME	TEAM
------	--	------	------

13.36	1	SHANIQUA CORBETT	BA
13.42	2	LAURANCE TROQUET	LCC .
13.81	3	ALEXANDRA BOND	ECS
14.20	4	KATHLEEN JOHN	BHS
14.53	5	LILAH CAPRERA	SHSM
14.85	6	ASHLEY WHYNE	VILA
16.01	7	BIANCA GOULET	JFK
16.02	8	ELHANAH OTASOWIE	RHS

PRELIMS

13.42 Q	1	SHANIQUA CORBETT	BA
13.93 q	2	ALEXANDRA BOND	ECS
14.07 Q	3	LAURANCE TROQUET	LCC .
14.38 q	4	KATHLEEN JOHN	BHS
14.67 q	5	LILAH CAPRERA	SHSM
14.77 q	6	BIANCA GOULET	JFK
14.79 q	7	ASHLEY WHYNE	VILA
15.47 q	8	ELHANAH OTASOWIE	RHS
15.60	9	MYA CHACON	LSA

[\[Top of Page\]](#) [\[Event List\]](#)

Event 17 GIRLS 14-15 Midget 200m Run

FINALS

MARK		NAME	TEAM
27.39	1	LAURANCE TROQUET	LCC .
28.50	2	ALEXANDRA BOND	ECS
29.03	3	ALISON LOOPER	ROYAL
29.07	4	N'YAH CROOKSHANK	LAURN
29.54	5	LILAH CAPRERA	SHSM
	6	AMANDA BERGER	RHS

31.13

PRELIMS

1	LAURANCE TROQUET	LCC .
27.77 Q	2 N'YAH CROOKSHANK	LAURN
28.78 Q	3 ALEXANDRA BOND	ECS
29.09 Q	4 ALISON LOOPER	ROYAL
29.33 q	5 LILAH CAPRERA	SHSM
29.89 q	6 AMANDA BERGER	RHS
30.77 q	7 KATHRYN FILATRAULT	PCHS
31.27	8 MYA CHACON	LSA
31.61	9 ELHANAH OTASOWIE	RHS
32.11	10 TIARA TODARO	LSA
32.97	11 KARINA CHARLAND	LSA
33.75		

[\[Top of Page\]](#) [\[Event List\]](#)

Event 18 GIRLS 14-15 Midget 400m Dash

MARK	NAME	TEAM
1	LAURANCE TROQUET	LCC .
1:06.05	2 KATHLEEN JOHN	BHS
1:09.38	3 ALISON LOOPER	ROYAL
1:11.71	4 CATHERINE RAMBALLY	LCC .
1:13.44	5 KIANA REID	PCHS
1:13.83	6 TIARA TODARO	LSA
1:16.33	7 KARINNE WEINBERG	JRHS
1:16.34	8 AMANDA BERGER	RHS
1:16.80	9 ELLA TETRAULT	ECS
1:19.91	10 ELHANAH OTASOWIE	RHS
1:24.97	11 KATHRYN FILATRAULT	PCHS
1:25.13	12 SARAH HUGHES	VILA
1:31.20		

Event 19 GIRLS 14-15 Midget 800m Run

MARK	NAME	TEAM
1	ALISON LOOPER	ROYAL
2:51.60	2 SARAH FRANCES	SHSM
2:59.33	3 KIANA REID	PCHS
3:01.22	4 ELLA TETRAULT	ECS
3:04.59	5 VICTORIA KING	HSBHS
3:07.96	6 DOMINIQUE LEVESQUE	SHSM
3:08.23	7 MELANIE LATREILLE	KUPER
3:13.37	8 BIANCA ARSEVER	PCHS
3:15.72	9 LAILA TALBOT	BA
3:18.61	10 ELENI ABNANIS	LSA
3:26.26	11 MIRANDA BOHNS	PCHS
3:26.27	12 LEXI TRUBIANO	JP1
3:31.46		

Event 20 GIRLS 14-15 Midget 1500m Run

MARK	NAME	TEAM
1	SOPHIE RIVEST	LCC.
5:57.57	2 JACYNTHE LALONDE	PCHS
6:01.08	3 SOPHIA MICHAKIS	SHSM
6:01.45	4 SARAH FRANCES	SHSM
6:04.92	5 ROMY SHOAM	ROYAL
6:17.14	6 ASHLEY DONOVAN	LBPHS
6:20.00	7 VICTORIA BORTKIEWICZ	RHS
6:23.36	8 VICTORIA HOUGH	VILA
6:43.95		

9 BIANCA ARSEVER
6:45.08

PCHS

[\[Top of Page\]](#) [\[Event List\]](#)

Event 21 GIRLS 14-15 Midget 3000m Run

MARK	NAME	TEAM
1	CHLOE DESJARDINS	ROYAL
12:45.04		
2	SOPHIE RIVEST	LCC.
13:03.67		
3	JACYNTHE LALONDE	PCHS
13:11.31		
4	SOPHIA MICHAKIS	SHSM
13:17.61		
5	ROMY SHOAM	ROYAL
13:23.70		
6	GEMMA HORNSTEIN-E	VILA
13:28.87		
7	GLORIA ANATASOPOULOS	ROYAL
13:30.52		
8	ASHLEY DONOVAN	LBPMS
14:22.87		
9	VICTORIA HOUGH	VILA
14:31.38		
10	LAUREN DOBIE	STT
14:35.62		
11	MIRANDA BOHNS	PCHS
15:08.05		
12	BEATRICE MORSELLI	VILA
15:37.44		

[\[Top of Page\]](#) [\[Event List\]](#)

Event 22 GIRLS 14-15 Midget 80m Hurdles

FINALS

MARK	NAME	TEAM
1	EMMA STARR	STT
13.79		
2	LILAH CAPRERA	SHSM
16.06		
3	SOPHHIE COMTOIS	ROYAL
16.13		
4	MEIHIBA GANNON-WILLIS	TRAF
16.19		
5	MARIA MALHI	PCHS
16.20		
6	ISABELLE OUIMET	ROYAL

17.02

PRELIMS

	1	EMMA STARR	STT
13.94	Q		
	2	MARIA MALHI	PCHS
16.14	Q		
	3	MEIHIBA GANNON-WILLIS	TRAF
16.50	Q		
	4	SOPHHIE COMTOIS	ROYAL
16.64	q		
	5	LILAH CAPRERA	SHSM
16.92	q		
	6	ISABELLE OUIMET	ROYAL
17.13	q		
	7	HANNA SCHMOELZ	WWHS
17.98			
	8	GABRIELLE CANAKIS AIZENBE	ROYAL
18.03			
	9	AMANDA GAMRAT	PCHS
18.41			
	10	LEXI TRUBIANO	JP1
19.02			
	11	JACQUELINE ROSENFELD	CENT
19.54			

[\[Top of Page\]](#) [\[Event List\]](#)

Event 23 GIRLS 14-15 Midget 400m Hurdles

MARK		NAME	TEAM
	1	EMMA STARR	STT
1:21.27			
	2	CHRISTINA POLICHRONOPOULO	ROYAL
1:22.41			
	3	SARAH FRANCES	SHSM
1:23.41			
	4	GLORIA ANATASOPOULOS	ROYAL
1:31.32			
	5	VICTOIRE POURET	TRAF
1:37.32			
	6	KELSEY BEAUCHAMP	PCHS
1:39.09			
	7	MARIA MALHI	PCHS
1:40.21			
	8	LILAH CAPRERA	SHSM
1:40.22			
	9	MIA PAGE	PCHS
2:04.86			

[\[Top of Page\]](#) [\[Event List\]](#)

Event 24 GIRLS 14-15 Midget 4x100m Relay

MARK	NAME	TEAM	
1	LOWER CANADA COLLEGE A	LCC.	
57.65	2	ECS A	ECS
59.09	3	PIERREFONDS COMP HS A	PCHS
1:00.29	4	ROYAL WEST ACADEMY A	ROYAL
1:02.02	5	SACRED HEART SCHOOL A	SHSM
1:02.33	6	KAHNAWAKE SURVIVAL A	KSS
1:04.70	7	LAVAL SENIOR ACADEMY A	LSA
1:05.47			

[\[Top of Page\]](#) [\[Event List\]](#)

Event 25 GIRLS 14-15 Midget 4x400m Relay

MARK	NAME	TEAM	
1	LOWER CANADA COLLEGE A	LCC.	
4:58.26	2	ROYAL WEST ACADEMY A	ROYAL
5:18.61	3	SACRED HEART SCHOOL A	SHSM
5:30.27	4	PIERREFONDS COMP HS A	PCHS
5:33.68	5	ECS A	ECS
5:54.04			

[\[Top of Page\]](#) [\[Event List\]](#)

Event 26 GIRLS 14-15 Midget High Jump

MARK	NAME	TEAM	
1	ANNALIES SMITH	ROYAL	
1.33m	2	BIANCA GOULET	JFK
1.30m	2	AMANDA BERGER	RHS
1.30m	4	GLORIA ANATASOPOULOS	ROYAL
1.25m	4	MEIHIBA GANNON-WILLIS	TRAF

1.25m	6	FELICE LOHMAN	LBPBS
1.25m	7	ESTHER DOBEE	LCCHS
1.20m	8	EMMA WRIGHT	ECS
1.20m	9	ISABELLE OUIMET	ROYAL
1.15m	10	VICTOIRE POURET	TRAF
1.15m			

[\[Top of Page\]](#) [\[Event List\]](#)

Event 27 GIRLS 14-15 Midget Long Jump

MARK		NAME	TEAM
	1	LAURANCE TROQUET	LCC.
4.43m	2	EMMA STARR	STT
4.29m	3	BIANCA GOULET	JFK
4.12m	4	KATHLEEN JOHN	BHS
4.04m	5	FELICE LOHMAN	LBPBS
3.75m	6	ASIA MASON	LCCHS
3.75m	7	NIA FRANCIS	BHS
3.73m	8	TIAKOTIERENHTON DIABO	KSS
3.68m	9	GEMMA HORNSTEIN-E	VILA
3.64m	10	AMANDA SANDERSON	PCHS
3.23m	11	OLIVIA RONCA	VILA
3.10m	12	ARIANA RASSI	WWHS
2.58m			

[\[Top of Page\]](#) [\[Event List\]](#)

Event 28 GIRLS 14-15 Midget Triple Jump

MARK		NAME	TEAM
	1	ANNALIES SMITH	ROYAL
8.54m	2	ALISON LOOPER	ROYAL
8.40m			

3	ELLA TETRAULT	ECS
8.24m	4 JADYN LEMIEUX	HSBHS
8.15m	5 ISABELLE OUIMET	ROYAL
8.03m	6 ALEXANDRA HILLS	SHSM
7.91m	7 GEMMA HORNSTEIN-E	VILA
7.63m	8 KIARRA CHRANOWSKY	LMAC
7.49m	9 KAYLEE WILLIAMS	JRHS
7.32m	10 KAHOWITHA MCCOMBER	KSS
7.14m	11 ARACELY LOPEZ	JFK
7.13m	12 OLIVIA RONCA	VILA
7.05m	13 AMANDA SANDERSON	PCHS
6.97m	14 WENHNISERIOSTHA GOODLEAF	KSS
6.41m	15 SOFIA FIORE	VILA
5.99m		

[\[Top of Page\]](#) [\[Event List\]](#)

Event 29 GIRLS 14-15 Midget Shot Put

MARK	NAME	TEAM
1	ZAKIYA PHILLIP-HOREFORD	BA
9.61m	2 THANDIE STEPHENS	BHS
8.69m	3 TANAYA SMITH	PCHS
8.32m	4 WENHNISERIOSTHA GOODLEAF	KSS
8.29m	5 ARIANA RASSI	WWHS
8.28m	6 KAYLA BUCKINGHAM	RHS
7.97m	7 TIAKOTIERENHTON DIABO	KSS
7.66m	8 TANYA GHAZI	WWHS
7.48m	9 EMILY ROSE BRESSI	LMAC
6.96m	10 FRANCE WILLIAMSON	VILA
6.51m	11 ZOE KALAGIROU	LSA
6.34m	12 NICOLE ALEXAKIS	LSA
6.28m		

Event 30 GIRLS 14-15 Midget Discus Throw

MARK	NAME	TEAM
1	TANYA GHAZI	WWHS
23.95m		
2	KAYLA BUCKINGHAM	RHS
22.17m		
3	ZAKIYA PHILLIP-HOREFORD	BA
21.18m		
4	WENHNISERIOSTHA GOODLEAF	KSS
19.12m		
5	TANAYA SMITH	PCHS
16.87m		
6	LAUREL XIANG	ECS
16.77m		
7	LAUREN DRUMMOND	SHSM
16.58m		
8	SARAH FRANCES	SHSM
16.20m		
9	AMANDA SANDERSON	PCHS
15.18m		
10	SASKIA VANDERSLUYS	VILA
14.14m		
11	FRANCE WILLIAMSON	VILA
13.77m		
12	KRISTEN LAW	VILA
12.16m		
13	VERONICA SCOTTO	PCHS
11.45m		

Event 31 GIRLS 14-15 Midget Javelin Throw

MARK	NAME	TEAM
1	ZAKIYA PHILLIP-HOREFORD	BA
21.44m		
2	LAUREN DRUMMOND	SHSM
20.98m		
3	BIANCA GOULET	JFK
20.12m		
4	SARAH FRANCES	SHSM
19.94m		
5	ARIANA RASSI	WWHS
17.33m		
6	JULIA CIANCI	SHSM
17.27m		
7	VICTORIA BORTKIEWICZ	RHS
16.65m		
8	ARACELY LOPEZ	JFK

16.58m	9	MARIA SKOTIDAKIS	LSA
13.55m	10	EVANTHIA TSOUDIS	LSA
12.18m	11	AMANDA GAMRAT	PCHS
10.47m	12	SHYRA MADRIAGA-H	VILA
8.78m			

[\[Top of Page\]](#) [\[Event List\]](#)

Event 32 GIRLS 16-18 Juvenile 100m Dash

FINALS

MARK	NAME	TEAM
13.51	1 LEELA MERRITTE	ECS
13.62	2 KAYLYN WILLIAMS	HSBHS
13.64	3 TANDIA HUXHAM	STT
13.98	4 SHILLOH BRAITHWAITE	STUD
14.32	5 KEIYA ALLEN-BECKLES	LCCHS
14.44	6 ELIZABETH HATZIS	ECS
14.97	7 TATIANA TUCCINARDI	SHSM
15.28	8 CAROLINE KOURI	STUD

PRELIMS

13.68	1 Q LEELA MERRITTE	ECS
13.70	2 q TANDIA HUXHAM	STT
14.05	3 Q KAYLYN WILLIAMS	HSBHS
14.37	4 q ELIZABETH HATZIS	ECS
14.38	5 q KEIYA ALLEN-BECKLES	LCCHS
14.89	6 q SHILLOH BRAITHWAITE	STUD
14.99	7 q CAROLINE KOURI	STUD
15.22	8 q TATIANA TUCCINARDI	SHSM
15.48	9 ERIN YARDLEY-JONES	PCHS
15.97	10 MICHAELA SIMON-NOVY	STUD

11	SARA COLANTONIO	PCHS
15.98		
12	ZARIAH DAVY	WHS
16.10		
13	LISA NAGY	LSA
16.41		
14	ELIANA MARRA	RHS
16.72		

[\[Top of Page\]](#) [\[Event List\]](#)

Event 33 GIRLS 16-18 Juvenile 200m Run

FINALS

MARK	NAME	TEAM
	1 TANDIA HUXHAM	STT
28.56		
	2 KEIYA ALLEN-BECKLES	LCCHS
29.74		
	3 VERONICA HILL-COBB	JRHS
30.24		
	4 CAROLINE KOURI	STUD
30.55		

PRELIMS

	1 SHYRELLE YATES	RVAL
28.24	Q	
	2 TANDIA HUXHAM	STT
28.46	Q	
	3 VERONICA HILL-COBB	JRHS
29.19	Q	
	4 KEIYA ALLEN-BECKLES	LCCHS
29.52	q	
	5 CAROLINE KOURI	STUD
31.03	q	
	6 DAYNA ANDERSON	BA
31.88	q	
	7 ERIN YARDLEY-JONES	PCHS
31.96		
	8 JULIANA LIN	ROYAL
32.08		
	9 TATIANA TUCCINARDI	SHSM
32.51		
	10 SARA LOPES	PCHS
32.96		
	11 SARA COLANTONIO	PCHS
33.51		
	12 CIERRA BARNES	WHS
33.93		
	13 LISA-MARIE MALATTI	STUD
33.98		
	14 ZARIAH DAVY	WHS
34.07		

Event 34 GIRLS 16-18 Juvenile 400m Run

MARK	NAME	TEAM
1	RENATA SABINI	ROYAL
1:13.40	2 LAUREN MACDONALD	SHSM
1:15.48	3 LAYLA RAZEK	STUD
1:15.51	4 CARLY TURNER	LCC.
1:22.77	5 SARA LOPES	PCHS
1:23.33	6 ALEXA GREELEY	LCC.
1:25.95	7 KRISTINA PERRON	BHS
1:26.88	8 ANNA KAATZ	LMAC
1:30.37		

Event 35 GIRLS 16-18 Juvenile 800m Run

MARK	NAME	TEAM
1	KAYLYN WILLIAMS	HSBHS
2:49.70	2 RENATA SABINI	ROYAL
2:55.58	3 LAUREN MACDONALD	SHSM
2:57.40	4 LAYLA RAZEK	STUD
3:03.53	5 CLAUDIA BRODEUR-CHAMPAGNE	BA
3:05.18	6 ALEXA GREELEY	LCC.
3:19.12	7 INES GONZALEZ PEPE	ROYAL
3:23.21	8 CHLOE MALIKOTSIS	STUD
3:41.07		

Event 36 GIRLS 16-18 Juvenile 1500m Run

MARK	NAME	TEAM
1	EMMA DUBROCA	STUD
5:37.50	2 MEAGAN PETERS	HSBHS
6:03.05	3 INES GONZALEZ PEPE	ROYAL
6:57.22	4 ERIN YARDLEY-JONES	PCHS
7:29.19		

[\[Top of Page\]](#) [\[Event List\]](#)

Event 37 GIRLS 16-18 Juvenile 3000m Run

MARK	NAME	TEAM
1	MEAGAN PETERS	HSBHS
13:01.88	2 JULIANNA TRUMPLER	WWHS
14:12.79	3 CAMILLE PIGEON	STT
14:14.66	4 CHLOE MALIKOTSIS	STUD
14:18.42	5 INES GONZALEZ PEPE	ROYAL
14:44.20	6 LILY STRICKLAND	VILA
15:09.61		

[\[Top of Page\]](#) [\[Event List\]](#)

Event 38 GIRLS 16-18 Juvenile 100m Hurdles

FINALS

MARK	NAME	TEAM
1	SHILLOH BRAITHWAITE	STUD
16.17	2 KAYLYN WILLIAMS	HSBHS
16.52	3 ERIN YARDLEY-JONES	PCHS
19.57	4 BISMAAD GILL	PCHS
21.49	5 SARA LOPES	PCHS
22.54		

PRELIMS

17.00	1	SHILLOH BRAITHWAITE	STUD
Q	2	KAYLYN WILLIAMS	HSBHS
17.58	3	CHLOE DULOSH	ECS
Q	4	BISMAAD GILL	PCHS
20.17	5	ERIN YARDLEY-JONES	PCHS
Q	6	SARA LOPES	PCHS
20.62	7	LAUREN MACDONALD	SHSM
q	8	ZARIAH DAVY	WHS
21.23	9	ALEXA GREELEY	LCC.
q	10	LILY MAGNY	STUD
21.44	11	TATIANA TUCCINARDI	SHSM
q	12	ELIANA MARRA	RHS
21.45	13	BEATRICE CHEMTOV	TRAF
21.82	14	CIERRA BARNES	WHS
22.40	15	NATASHA ALI-SLAWASKA	STT
22.42			
22.51			
22.93			
22.98			
23.78			
28.90			

[\[Top of Page\]](#) [\[Event List\]](#)

Event 39 GIRLS 16-18 Juvenile 400m Hurdles

MARK		NAME	TEAM
	1	KAYLYN WILLIAMS	HSBHS
1:17.33	2	LAUREN MACDONALD	SHSM
1:19.80	3	JULIANNA TRUMPLER	WWHS
1:26.88	4	ALEXA GREELEY	LCC.
1:28.61	5	TATIANA TUCCINARDI	SHSM
1:28.83	6	NATASHA FRANCASSI	BHS
1:35.49	7	EMMA MERCIER	TRAF
1:38.33	8	ROSEMARIE CIANCI	SHSM
1:42.53			

[\[Top of Page\]](#) [\[Event List\]](#)

Event 40 GIRLS 16-18 Juvenile 4x100m Relay

MARK	NAME	TEAM
1	ST. THOMAS HS A	STT
1:01.05		
2	HOWARD S. BILLINGS A	HSBHS
1:01.33		
3	THE STUDY SCHOOL B	STUD
1:02.96		
4	SACRED HEART SCHOOL A	SHSM
1:04.43		
5	WESTMOUNT HS A	WHS
1:07.32		

[\[Top of Page\]](#) [\[Event List\]](#)

Event 41 GIRLS 16-18 Juvenile 4x400m Relay

MARK	NAME	TEAM
1	HOWARD S. BILLINGS A	HSBHS
5:15.31		
2	THE STUDY SCHOOL A	STUD
5:18.34		

[\[Top of Page\]](#) [\[Event List\]](#)

Event 42 GIRLS 16-18 Juvenile High Jump

MARK	NAME	TEAM
1	SHYRELLE YATES	RVAL
1.48m		
2	NATASHA FRANCASSI	BHS
1.48m		
3	MARY JANE GUILLAUME	LMAC
1.45m		
3	EMMA MERCIER	TRAF
1.45m		
5	LILY STRICKLAND	VILA
1.40m		
6	CHLOE DULOSH	ECS
1.40m		
7	LAURIE LAVOIE	WWHS
1.40m		
8	LARA HILDEBRAND	ECS
1.40m		
9	ANNA KAATZ	LMAC
1.30m		

Event 43 GIRLS 16-18 Juvenile Long Jump

MARK	NAME	TEAM
1	LEELA MERRITTE	ECS
4.55m	2 SHYRELLE YATES	RVAL
4.42m	3 ELIZABETH HATZIS	ECS
4.38m	4 LAURIE LAVOIE	WWHS
4.29m	5 MARY JANE GUILLAUME	LMAC
4.17m	6 JAYLIN RICE-GOUGLASS	TRAF
3.97m	7 CLAUDIA BRODEUR-CHAMPAGNE	BA
3.92m	8 LILY STRICKLAND	VILA
3.83m	9 TATIANA TUCCINARDI	SHSM
3.71m	10 SARA COLANTONIO	PCHS
3.59m	11 BISMAAD GILL	PCHS
3.57m	12 GEORGINA POPOVIC	WHS
3.46m	13 LILY MAGNY	STUD
3.33m	14 ELIANA MARRA	RHS
2.88m	15 KAELA ALEXANDER-YOUNG	STUD
2.73m		

Event 44 GIRLS 16-18 Juvenile Triple Jump

MARK	NAME	TEAM
1	CHLOE DULOSH	ECS
9.09m	2 MARY JANE GUILLAUME	LMAC
8.77m	3 ELIZABETH HATZIS	ECS
8.74m	4 LAURIE LAVOIE	WWHS
8.01m	5 CARLY TURNER	LCC.
7.52m	6 ERICA AHAD	JRHS

7.48m	7	KEIYA ALLEN-BECKLES	LCCHS
7.41m	8	ELIANA MARRA	RHS
7.06m	9	GEORGINA POPOVIC	WHS
6.62m	10	MICHAELA SIMON-NOVY	STUD
5.58m	11	KAELA ALEXANDER-YOUNG	STUD
5.19m			

[\[Top of Page\]](#) [\[Event List\]](#)

Event 45 GIRLS 16-18 Juvenile Shot Put

MARK		NAME	TEAM
	1	LEELA MERRITTE	ECS
8.96m	2	GERALDINE MALIVERT	LBPHS
8.29m	3	MARY JANE GUILLAUME	LMAC
8.20m	4	NATASHA FRANCASSI	BHS
8.18m	5	CAMILLE PIGEON	STT
7.79m	6	THEA SCHWARTLANDER	LBPHS
7.19m	7	SARAH KOUKI	VILA
7.02m	8	SHILLOH BRAITHWAITE	STUD
6.95m	9	JULIA LUCIANI	STUD
6.85m	10	GEORGINA POPOVIC	WHS
6.68m	11	BEATRICE CHEMTOV	TRAF
6.50m	12	MIKAYLA SHAUL	WHS
5.83m	13	VERA MARIE KERSCHBAUMER	RHS
5.25m	14	VIVIAN MAAS	STUD
5.21m			

[\[Top of Page\]](#) [\[Event List\]](#)

Event 46 GIRLS 16-18 Juvenile Discus Throw

MARK		NAME	TEAM
------	--	------	------

1	KIMBERLY SELINSKY	WIC
21.54m		
2	ERICA AHAD	JRHS
20.78m		
3	SARAH KOUKI	VILA
20.74m		
4	NATASHA FRANCIASSI	BHS
19.96m		
5	BEATRICE CHEMTOV	TRAF
19.87m		
6	JAYLIN RICE-GOUGLASS	TRAF
19.25m		
7	GERALDINE MALIVERT	LBPHS
18.65m		
8	LEELA MERRITTE	ECS
18.64m		
9	JULIA LUCIANI	STUD
17.53m		
10	CAMILLE PIGEON	STT
16.18m		
11	VIVIAN MAAS	STUD
14.76m		
12	VERA MARIE KERSCHBAUMER	RHS
11.97m		
13	NADIA ATOUIE	PCHS
11.77m		
14	KAELA ALEXANDER-YOUNG	STUD
10.59m		

[\[Top of Page\]](#) [\[Event List\]](#)

Event 47 GIRLS 16-18 Juvenile Javelin Throw

MARK	NAME	TEAM
1	KAYLYN WILLIAMS	HSBHS
23.07m		
2	VERONICA HILL-COBB	JRHS
22.17m		
3	LEELA MERRITTE	ECS
22.08m		
4	NATASHA FRANCIASSI	BHS
21.36m		
5	THEA SCHWARTLANDER	LBPHS
19.49m		
6	ALEXA SCALIA	SHSM
19.44m		
7	TIFFANY MAILHOT	LAURN
19.16m		
8	SARAH KOUKI	VILA
18.45m		
9	GERALDINE MALIVERT	LBPHS
18.12m		
10	JULIA LUCIANI	STUD
15.93m		
11	VERA MARIE KERSCHBAUMER	RHS
12.37m		

[\[Top of Page\]](#) [\[Event List\]](#)

Girls Track and Field Championships-2016

Monday, May 16th

Saint Laurent

05/16/2016 - 05/16/2016

Meet Scores

FEMALE TEAM Age Group 11 - 13		
1	SACRED HEART SCHOOL	SHSM 51.000
2	ROYAL WEST ACADEMY	ROYAL 43.000
3	JOHN RENNIE HS	JRHS 34.000
4	ECS	ECS 29.000
5	VILLA MARIA HS	VILA 28.500
6	LASALLE COMMUNITY	LCCHS 20.000
7	BEURLING ACADEMY	BA 17.000
7	WESTWOOD HS	WWHS 17.000
9	LOWER CANADA COLLEGE	LCC. 14.000
10	PIERREFONDS COMP HS	PCHS 12.000
11	LAVAL JUNIOR ACADEMY	LJA 11.500
12	BEACONSFIELD HS	BHS 11.000
12	ST. THOMAS HS	STT 11.000
14	JOHN F KENNEDY HS	JFK 8.000
15	THE STUDY SCHOOL	STUD 6.000
15	MACDONALD HS	MACD 6.000
15	WEST ISLAND COLLEGE	WIC 6.000
18	KUPER ACADEMY	KUPER 3.000
19	JOHN PAUL 1 HS	JP1 1.000
19	VINCENT MASSEY	VMC 1.000
FEMALE TEAM Age Group 14 - 15		
1	ROYAL WEST ACADEMY	ROYAL 70.500
2	LOWER CANADA COLLEGE	LCC. 55.000
3	SACRED HEART SCHOOL	SHSM 45.000
4	PIERREFONDS COMP HS	PCHS 31.000
5	BEURLING ACADEMY	BA 25.000
6	ECS	ECS 24.000
7	ST. THOMAS HS	STT 19.000
8	BEACONSFIELD HS	BHS 16.000
9	JOHN F KENNEDY HS	JFK 12.500
10	ROSEMOUNT HS	RHS 11.500
11	WESTWOOD HS	WWHS 11.000
12	TRAFALGAR	TRAF 7.500
13	KAHNAWAKE SURVIVAL	KSS 7.000
14	HOWARD S. BILLINGS	HSBHS 5.000

15	LESTER B. PEARSON	LBPHS	4.000
16	LAURENHILL ACADEMY	LAURN	3.000
17	VILLA MARIA HS	VILA	2.000
18	LASALLE COMMUNITY	LCCHS	1.000
18	LAVAL SENIOR ACADEMY	LSA	1.000

FEMALE TEAM Age Group 16 - 18

1	HOWARD S. BILLINGS	HSBHS	55.000
2	ECS	ECS	42.000
3	THE STUDY SCHOOL	STUD	39.000
4	ST. THOMAS HS	STT	24.000
5	SACRED HEART SCHOOL	SHSM	20.000
6	ROYAL WEST ACADEMY	ROYAL	18.000
7	BEACONSFIELD HS	BHS	15.000
7	JOHN RENNIE HS	JRHS	15.000
7	WESTWOOD HS	WWHS	15.000
10	LAURIER MACDONALD HS	LMAC	14.500
11	PIERREFONDS COMP HS	PCHS	14.000
12	ROYAL VALE SCHOOL	RVAL	12.000
13	LOWER CANADA COLLEGE	LCC.	10.000
14	LESTER B. PEARSON	LBPHS	8.000
15	TRAFALGAR	TRAF	7.500
16	LASALLE COMMUNITY	LCCHS	7.000
16	VILLA MARIA HS	VILA	7.000
16	WEST ISLAND COLLEGE	WIC	7.000
19	WESTMOUNT HS	WHS	2.000
19	BEURLING ACADEMY	BA	2.000

FEMALE INDIVIDUAL Age Group 11 - 13

1	WALKER, MAKESHA	BEURLING ACADEMY	17.000
2	HUGHES, SARA	VILLA MARIA HS	15.000
3	SASTRON-NAVARETTE, AMAYA	SACRED HEART SCHOOL	12.000
4	BRUNELLE, KIMBERLY	WESTWOOD HS	11.000
4	ROPER, MARY	ROYAL WEST ACADEMY	11.000
6	INKSTER, SAMANTHA	JOHN RENNIE HS	10.000
7	STAWNYCZY, CLAIRE	LASALLE COMMUNITY	9.000
8	MCDONALD, JENNIFER	SACRED HEART SCHOOL	8.000
8	DOBSON, JAILA	JOHN F KENNEDY HS	8.000
8	BURDICK, KAYLA	LAVAL JUNIOR ACADEMY	8.000
8	MURPHY, ELSPETH	ECS	8.000
8	BROWNE, KIANDRA	ST. THOMAS HS	8.000
13	APOSTOLATOS, ELENA	SACRED HEART SCHOOL	7.000
13	BELLERIVE, RENEE	LOWER CANADA COLLEGE	7.000
13	REID, RYANA	LASALLE COMMUNITY	7.000
13	ASSIMES, IRENE	LOWER CANADA COLLEGE	7.000
13	FODOR, ELLA	ECS	7.000
13	MOURELATOS, CATHERINE	SACRED HEART SCHOOL	7.000
13	KEATING, HOPE	JOHN RENNIE HS	7.000

13 RHODES, EMMA	ROYAL WEST ACADEMY	7.000
21 MARTIN-CHANG, GRACE	ROYAL WEST ACADEMY	6.000
21 MCCARTHY, CARRIE-ANN	ROYAL WEST ACADEMY	6.000
21 FRAGAPANE, MELINA	WEST ISLAND COLLEGE	6.000
24 MINTO-RATTRAY, TALAYAH	THE STUDY SCHOOL	5.000
24 MALIK, SARA	VILLA MARIA HS	5.000
24 FESTER, AMANDA	BEACONSFIELD HS	5.000
24 CAMPBELL, SYDNEY	JOHN RENNIE HS	5.000
28 TOWNSEND, JORDAN	WESTWOOD HS	4.000
28 BARSALOU, STELLA	PIERREFONDS COMP HS	4.000
28 LAHACHE, KELSEY	ECS	4.000
28 CHARBONNEAU, LOLA PIERE-PAUL	MACDONALD HS	4.000
28 REED-STEWART, JENNA	LASALLE COMMUNITY	4.000
28 PITTMAN, OLIVIA	SACRED HEART SCHOOL	4.000
28 VARVARIGOS, CHRISTINA	ECS	4.000
35 CANAVAN, ASHELY	JOHN RENNIE HS	3.000
35 LIBMAN, ALEXANDRA	VILLA MARIA HS	3.000
35 DEER, ADAORA	KUPER ACADEMY	3.000
35 BALDRY, CASSANDRA	SACRED HEART SCHOOL	3.000
39 RACHELLA, CHABLY	VILLA MARIA HS	2.500
39 KITWANDA, ELIZABETH	LAVAL JUNIOR ACADEMY	2.500
41 YORSTON, HALEY	ST. THOMAS HS	2.000
41 BATES, CAILEIGH	ROYAL WEST ACADEMY	2.000
41 MACFARLAND, CHRISTINA	ECS	2.000
41 ROZON, KAITLYN	BEACONSFIELD HS	2.000
41 KHAIRY, LEIA	ROYAL WEST ACADEMY	2.000
41 REID, HAYLEE	WESTWOOD HS	2.000
41 DESLAURIERS SANDERSON, VICTORIA	PIERREFONDS COMP HS	2.000
48 SARIKAKI, DIMITRA	LAVAL JUNIOR ACADEMY	1.000
48 BEST, MORGAN	BEACONSFIELD HS	1.000
48 JERONIC, SOPHIA	ROYAL WEST ACADEMY	1.000
48 GUTIERREZ, EKATERINA	VINCENT MASSEY	1.000
48 LAMOSAS, ISABELLA	PIERREFONDS COMP HS	1.000
48 GELBART, RONIT	ROYAL WEST ACADEMY	1.000
48 OLIVO, NATASHA	JOHN PAUL 1 HS	1.000
48 DELGROSSO, TONI	ST. THOMAS HS	1.000

FEMALE INDIVIDUAL Age Group 14 - 15

1 TROQUET, LAURANCE	LOWER CANADA COLLEGE	26.000
2 LOOPER, ALISON	ROYAL WEST ACADEMY	20.000
3 STARR, EMMA	ST. THOMAS HS	19.000
4 PHILLIP-HOREFORD, ZAKIYA	BEURLING ACADEMY	18.000
5 FRANCES, SARAH	SACRED HEART SCHOOL	15.000
6 SMITH, ANNALIES	ROYAL WEST ACADEMY	14.000
7 GOULET, BIANCA	JOHN F KENNEDY HS	12.500
8 RIVEST, SOPHIE	LOWER CANADA COLLEGE	12.000
9 JOHN, KATHLEEN	BEACONSFIELD HS	11.000

10 BOND, ALEXANDRA	ECS	9.000
10 CAPRERA, LILAH	SACRED HEART SCHOOL	9.000
10 LALONDE, JACYNTHE	PIERREFONDS COMP HS	9.000
13 DESJARDINS, CHLOE	ROYAL WEST ACADEMY	7.000
13 CORBETT, SHANIQUA	BEURLING ACADEMY	7.000
13 GHAZI, TANYA	WESTWOOD HS	7.000
13 MICHAKIS, SOPHIA	SACRED HEART SCHOOL	7.000
13 TETRAULT, ELLA	ECS	7.000
18 SMITH, TANAYA	PIERREFONDS COMP HS	6.000
18 BUCKINGHAM, KAYLA	ROSEMOUNT HS	6.000
18 GOODLEAF, WENHNISERIOSTHA	KAHNAWAKE SURVIVAL	6.000
18 REID, KIANA	PIERREFONDS COMP HS	6.000
22 GANNON-WILLIS, MEIHIBA	TRAFALGAR	5.500
22 BERGER, AMANDA	ROSEMOUNT HS	5.500
22 ANATASOPOULOS, GLORIA	ROYAL WEST ACADEMY	5.500
25 STEPHENS, THANDIE	BEACONSFIELD HS	5.000
25 DRUMMOND, LAUREN	SACRED HEART SCHOOL	5.000
25 POLICHRONOPOULOS, CHRISTINA	ROYAL WEST ACADEMY	5.000
28 RASSI, ARIANA	WESTWOOD HS	4.000
28 SHOAM, ROMY	ROYAL WEST ACADEMY	4.000
28 COMTOIS, SOPHIE	ROYAL WEST ACADEMY	4.000
31 LOHMAN, FELICE	LESTER B. PEARSON	3.000
31 LEMIEUX, JADYN	HOWARD S. BILLINGS	3.000
31 CROOKSHANK, N'YAH	LAURENHILL ACADEMY	3.000
31 OUIMET, ISABELLE	ROYAL WEST ACADEMY	3.000
31 RAMBALLY, CATHERINE	LOWER CANADA COLLEGE	3.000
36 MALHI, MARIA	PIERREFONDS COMP HS	2.000
36 POURET, VICTOIRE	TRAFALGAR	2.000
36 KING, VICTORIA	HOWARD S. BILLINGS	2.000
39 CIANCI, JULIA	SACRED HEART SCHOOL	1.000
39 BEAUCHAMP, KELSEY	PIERREFONDS COMP HS	1.000
39 WHYNE, ASHLEY	VILLA MARIA HS	1.000
39 TODARO, TIARA	LAVAL SENIOR ACADEMY	1.000
39 LEVESQUE, DOMINIQUE	SACRED HEART SCHOOL	1.000
39 DONOVAN, ASHLEY	LESTER B. PEARSON	1.000
39 HORNSTEIN-E, GEMMA	VILLA MARIA HS	1.000
39 HILLS, ALEXANDRA	SACRED HEART SCHOOL	1.000
39 MASON, ASIA	LASALLE COMMUNITY	1.000
39 XIANG, LAUREL	ECS	1.000
FEMALE INDIVIDUAL Age Group 16 - 18		
1 WILLIAMS, KAYLYN	HOWARD S. BILLINGS	31.000
2 MERRITTE, LEELA	ECS	25.000
3 FRANCASSI, NATASHA	BEACONSFIELD HS	15.000
4 GUILLAUME, MARY JANE	LAURIER MACDONALD HS	14.500
5 MACDONALD, LAUREN	SACRED HEART SCHOOL	14.000
6 YATES, SHYRELLE	ROYAL VALE SCHOOL	12.000

6	PETERS, MEAGAN	HOWARD S. BILLINGS	12.000
6	SABINI, RENATA	ROYAL WEST ACADEMY	12.000
9	HUXHAM, TANDIA	ST. THOMAS HS	11.000
10	BRAITHWAITE, SHILLOH	THE STUDY SCHOOL	10.000
11	TRUMPLER, JULIANNA	WESTWOOD HS	9.000
11	HATZIS, ELIZABETH	ECS	9.000
11	HILL-COBB, VERONICA	JOHN RENNIE HS	9.000
14	DULOSH, CHLOE	ECS	8.000
15	SELINSKY, KIMBERLY	WEST ISLAND COLLEGE	7.000
15	ALLEN-BECKLES, KEIYA	LASALLE COMMUNITY	7.000
15	RAZEK, LAYLA	THE STUDY SCHOOL	7.000
15	YARDLEY-JONES, ERIN	PIERREFONDS COMP HS	7.000
15	DUBROCA, EMMA	THE STUDY SCHOOL	7.000
20	PIGEON, CAMILLE	ST. THOMAS HS	6.000
20	AHAD, ERICA	JOHN RENNIE HS	6.000
20	GONZALEZ PEPE, INES	ROYAL WEST ACADEMY	6.000
20	LAVOIE, LAURIE	WESTWOOD HS	6.000
24	MALIVERT, GERALDINE	LESTER B. PEARSON	5.000
24	GREELEY, ALEXA	LOWER CANADA COLLEGE	5.000
24	TURNER, CARLY	LOWER CANADA COLLEGE	5.000
27	LOPES, SARA	PIERREFONDS COMP HS	4.000
27	KOUKI, SARAH	VILLA MARIA HS	4.000
29	MERCIER, EMMA	TRAFALGAR	3.500
30	SCHWARTLANDER, THEA	LESTER B. PEARSON	3.000
30	GILL, BISMAAD	PIERREFONDS COMP HS	3.000
30	STRICKLAND, LILY	VILLA MARIA HS	3.000
30	MALIKOTSIS, CHLOE	THE STUDY SCHOOL	3.000
30	KOURI, CAROLINE	THE STUDY SCHOOL	3.000
35	CHEMTOV, BEATRICE	TRAFALGAR	2.000
35	RICE-GOUGLASS, JAYLIN	TRAFALGAR	2.000
35	TUCCINARDI, TATIANA	SACRED HEART SCHOOL	2.000
35	BRODEUR-CHAMPAGNE, CLAUDIA	BEURLING ACADEMY	2.000
39	SCALIA, ALEXA	SACRED HEART SCHOOL	1.000

Touch Football Playoffs 2016

03/06/2016 11:15

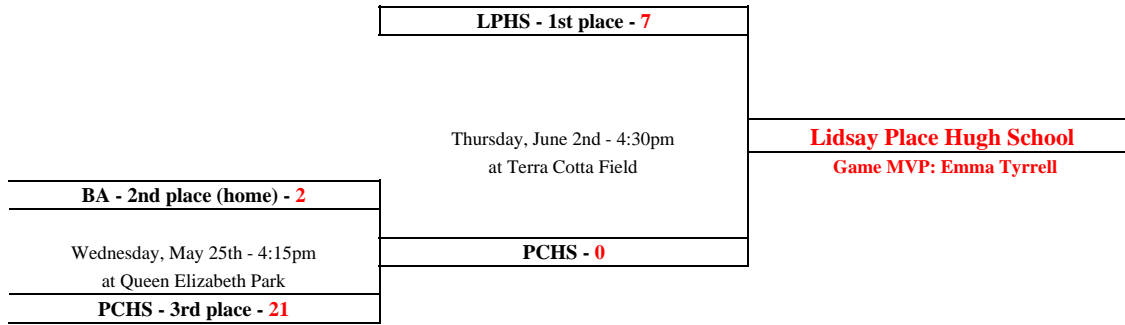
Juvenile Girls Division 1

Top 3 make playoffs

Semis	Finals	Champions
-------	--------	-----------

****PCHS cannot play May 24, May 27 or May 30**

****LPHS cannot play May 27 or May 31**



Juvenile Girls Division 3

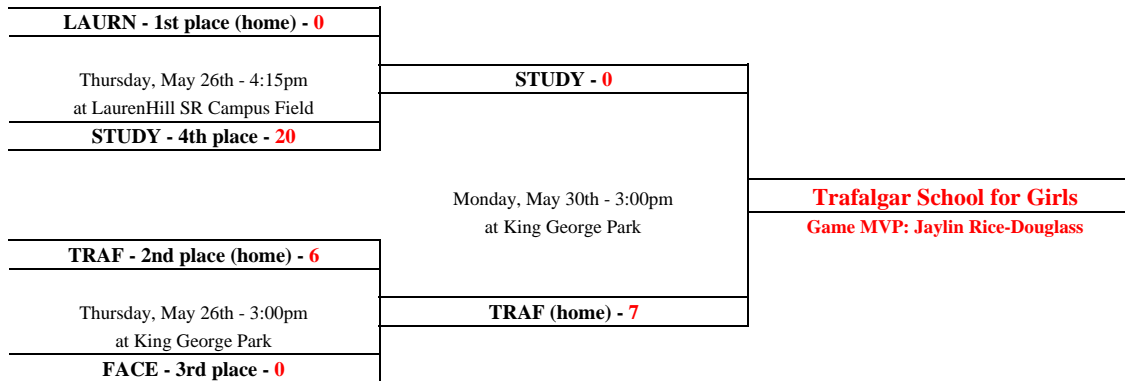
Top 4 make playoffs

Semis	Finals	Champions
-------	--------	-----------

****FACE cannot play May 24**

****STUDY cannot play May 25**

****LAURN cannot play May 25, May 27, or May 31**

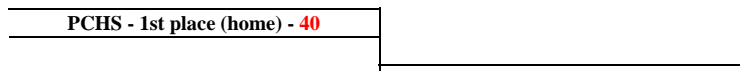


Midget Girls Division 1

Top 4 make playoffs

Semis	Finals	Champions
-------	--------	-----------

****PCHS cannot play May 24, May 27 or May 30**



Thursday, May 26th - 4:15pm - DH
at PCHS School Field
RHS - 4th place - 0

PCHS (home) - 27

Wednesday, June 1st - 4:15pm
at PCHS School Field

ROYAL - 0

Pierrefonds Comprehensive HS
Game MVP:

ROYAL - 2nd place (home) - 15

Tuesday, May 24th - 4:15pm
at Royal Vale School Field
RVALE - 3rd place - 6

GMAA Girls Touch Football Standings 2016

5/24/16 10:15 AM

School	Games	Win	Loss	Tie	Points
Juvenil					
Lindsay Place HS	6	5	1	0	10
Beurling Academy	6	4	2	0	8
Pierrefonds High School	6	3	3	0	6
Lasalle Community Comp HS	6	0	6	0	0
Juvenil					
LaurenHill Academy	5	4	1	0	8
Trafalgar School	5	4	1	0	8
Face High School	4	3	1	0	6
The Study	5	2	3	0	4
ECS	4	1	3	0	2
College Prep International	5	0	5	0	0
Midget					
Pierrefonds Comprehensive HS	8	8	0	0	16
Royal West Academy	8	6	2	0	12
Royal Vale HS	8	3	5	0	6
Rosemount HS	8	2	6	0	4
John Rennie HS	8	1	7	0	2
	46				

High School Halo Results 2016

Race HS 1 Bantam Girls

<u>Place</u>	<u>Name</u>	<u>School</u>	<u>Time</u>
1	Victoria Hason	The Study	7.26
2	Emma Tasillo	John Paul 1	7.28
3	Rose Brisebois	The Study	7.34
3	Alexandra Libman	Villa Maria	7.34
5	Mikaela Hough	Villa Maria	8.50.45
6	Ella Ivanovici	The Study	8.50.67
7	Gloise Valasek	The Study	8.51.08
8	Ana Gordon	The Study	8.51.40
9	Valerie Syme	Riverdale	8.51.65
10	Kinsey Adly El Tanani	WIC	8.52.18
11	Vanessa Dangelas	Villa Maria	8.52.43
12	Hailey Le	John Paul 1	8.52.83
13	Italia Gisondi	John Paul 1	8.53
14	Liana Insogna	John Paul 1	8.54.11
15	Julianna Bede	Villa Maria	8.54.73
16	Abigail Ritchie	The Study	9.07
17	Natasha Olivio	John Paul 1	9.12
18	Visali Kandiah	John Paul 1	9.18
19	Tara Seirafi	The Study	9.19
20	Sophia Chehade	ECS	9.22
21	Riley Langendyk	Villa Maria	9.29
22	Tiana Beaulieu	The Study	9.3
23	Arianna Malz	WIC	9.31
24	Jaida Shahzada	WIC	9.32
25	Sophia Tisea	Villa Maria	9.4
26	Isabelle Pomery	John Paul 1	9.53
27	Jasmine-Emma Dade	WIC	10.02
28	Rebecca Leroux	Herzliah	10.04
29	Keira Gagliardi	WIC	10.05
30	Abigail Kocsis	ECS	10.19
31	Piper Leblanc	John Paul 1	10.22
32	Megan Edelstein	WIC	10.33
33	Aliya Kipleng	The Study	10.39
34	Josephine Greenhill	ECS	10.43
35	Sierra Dustin	WIC	10.47
36	Zoe Gosselin	Villa Maria	10.49
37	Santina Fortugno	John Paul 1	11.02
38	Melina Bakos	WIC	11.04
39	Lauryn Berenson	WIC	11.08
40	Lina De Feo	John Paul 1	11.11
41	Kylie Klamph	Villa Maria	11.12
42	Mia Nardelli	John Paul 1	11.24
43	Layla Artzy	WIC	11.36
44	Sayde Jennings	WIC	11.38
45	Annie Saharov	WIC	11.44
46	Ume-Ammarah-A.R.	Villa Maria	11.48
47	Naomi Robertson	John Paul 1	11.53
48	Stefania Teti	John Paul 1	11.54
49	Fayth Tock-Lesage	WIC	12.09
50	Elisa Vitovszki	Villa Maria	12.1
51	Maria Villagran Fernandez	John Paul 1	12.15
52	Sierra Sacks	WIC	12.16

53			12.21.06
54	Skylar Grace Shulkin	WIC	12.21.91
55	Jaimie Litwin	WIC	12.21.02
56	Isabella Belafi	WIC	12.27.68
57	Madison Ansky	WIC	12.44
58	Erica Barardinelli	WIC	13.2
59	Chelsea Nadarajah-Chinniah	WIC	13.41
60	Julianna Lefebvre	WIC	13.42
61	Amanda Fabbro	WIC	14.29
62	Alexandra Linder	WIC	14.31
63	Alexandra Sheppard	WIC	14.33
64	Melina Victoria Fragpane	WIC	14.36
65	Allegra Kastner	WIC	14.4
66	Sofia Martins	John Paul 1	15.02
67	Cassidy Mallen	WIC	15.3
68	Jordyn Gantman	WIC	15.56
69	Jordana Plotnick	WIC	16.1
70	Noa Beth Goldberg	WIC	16.23
71	Talia Axelrad	WIC	16.75
72	Chayanne Sappleton-Osbourne	John Paul 1	17.06
73	Leighanna Di Stefano	John Paul 1	17.56

Race HS 2 Bantam Boys

<u>Place</u>	<u>Name</u>	<u>School</u>	<u>Time</u>
1	Tristan Laframboise	John Paul 1	6.35
2	Michael Mossa	John Paul 1	7.07
3	Domenico Bucci	Lester B. Pearson	7.12
4			7.16
5			7.22
6	Luca Milano	John Paul 1	7.23
7	Vito Bellomo	John Paul 1	7.27
8	Nicolas Fonicolo	John Paul 1	7.4
9			7.40.64
10			7.41
11	Liam McDonald	WIC	7.43
12	Vincenzo Bino	John Paul 1	7.47
13	Tristan Koran	WIC	7.51.12
14	Jason Iavenditti	John Paul 1	7.51.46
15	Luciano Gilberti	John Paul 1	7.51.77
16			8.06
17	Anthony Ferrara	John Paul 1	8.07
18	Nicolas Dean	WIC	8.09
19			8.1
20			8.11.28
21	Brendan Rubin	WIC	8.11.72
22	Carlos Garcia Phillippas	WIC	8.12.18
23	Justin Diotte	Summit	8.12.60
24	Jaxon Leibov	WIC	8.17
25	Jack Vandenengel	WIC	8.18
26	Onder Mustafa Doygun	Summit	8.26
27	Gabriel Mefsoutis	Summit	8.27
28			8.27.93
29	Vincent Washko	WIC	8.3
30			8.37.52
31	Omer Vered	WIC	8.37.91
32			8.38.12

33	Benjamin Chalkhourn	WIC	8.38.73
34	Massimo Messina	John Paul 1	8.41
35	Adrien Da Silva	WIC	8.54
36	Luca Day	WIC	8.55
37	Marco Agostinelli	John Paul 1	8.56
38			8.58
39	Alessio Rosauri	John Paul 1	9.02
40	Matteo Romano	John Paul 1	9.04
41	Massimo Caruana	John Paul 1	9.05
42			9.09
43	Shane Silversmith	WIC	9.1
44	Daniel Levitsky	WIC	9.13
45	Jonah Sacks	WIC	9.14
46	Rahed Salah	WIC	9.19
47	Jason Hum	Riverdale	9.24
48	Liam Meekin	WIC	9.309.34
49			9.37
50			9.4
51	Alessio Petsinis	WIC	9.47
52	Efstratios Junior Chrisafoudis	WIC	10.24
53	Samuel Rosenthal	WIC	10.32
54	Ryan Freedman	WIC	10.33
55	Jonathan Harper	WIC	10.45
56	Gian Marco Del Grosso	John Paul 1	10.5
57			10.53
58	Omer Ahmed	WIC	11.01
59	Lucas Daitchman	WIC	11.06
60	Thomas Alexander Harris	Summit	11.12
61	Joseph Dubrovsky	WIC	11.16
62	Corey Mundl	WIC	11.33
63	Tal Sterling-Eliok	WIC	11.33.67
64	Ethan Izenberg	WIC	11.34
65	Michael Sitcoff	WIC	11.35
66	Daniel Zuckerman	WIC	11.37
67	Kyle Rosen	WIC	11.53
68	Tyler Forgione	WIC	12.15
69	Noah Tobelem	WIC	12.15.84
70	Hunter Thomas Cullen	Summit	12.27
71	Terrence Lonney Rodney Smith	Summit	12.5
72	Randall Lis	WIC	12.56
73	Samuele De Cosmo	WIC	13.02
74	Vincent Rei Miyake Lemieux	Summit	13.05
75	Vladimir-Franz Zamy	Summit	13.06
76	Gaetan Sanchez	John Paul 1	13.32
77	Zachary Corber	WIC	14.39
78	Alexi Dugal	WIC	14.56
79	Enrico Guerriero	WIC	15.02
80	Ethan Elharrar	WIC	15.23
81	Gerardo De Lucia	Summit	15.36
82	Edouard Lucas Herbert-Vendramini	Summit	16.23

Race HS 3 Bantam Girls

<u>Place</u>	<u>Name</u>	<u>School</u>	<u>Time</u>
1	Amaya Sastron Navarrete	Sacred Heart	6.45
2	Catherine Mourelatos	Sacred Heart	6.55
3	Emma Rhodes	Royal West	6.55.59

4	Sara Malik	Villa Maria	6.57
5	Sara Hughes	Villa Maria	7.2
6	Mikaela Di Paolo	Villa Maria	7.21
7	Grace M-E.	Royal West	7.34
8	Marley Pickendicke	Royal West	7.35.24
9	Cassandra Baldry	Sacred Heart	7.35.88
10	Lacey Ballenge	Royal West	7.51
11	Sofia Jerancis	Royal West	8.06
12	Jennifer McDonald	Sacred Heart	8.23
13	Isabella Luevano	Villa Maria	8.24
14	Lauren Legler	Villa Maria	8.25
15	Lyse-Ann Coffin	Villa Maria	8.25.60
16	Liana Cianci	Sacred Heart	8.26
17	Jenna Carelli	WIC	8.29
18	Leah Bernstein	Trafalgar	8.36
19	Catherine Trepanier	Trafalgar	8.37
20	Julia Cacioppo	Sacred Heart	8.43
21	Josephine Thomson	Villa Maria	8.49
22	Kate Little	Villa Maria	8.5
23	Cardine Morris	Royal West	9
24	Serina Petrella	WIC	9.02
25	Andrea Rizk-Flores	WIC	9.05
26	Cassidy Comeau	Royal West	9.07
27	Erika Johnson	St. Georges	9.08
28	Emma Muckley	Royal West	9.12
2	Olivia Barbieri	Villa Maria	9.13
30	Olivia Vangblaad	Royal West	9.16
31	Rowyn Legare	Royal West	9.17
32	Leia C-Dinucci	Villa Maria	9.21
33	Ella A-H	Royal West	9.25
34	Leanie St-Amaud	WIC	9.33
35	Claire Ghanem	WIC	9.36
36	Alison Melikian	WIC	9.41
37	Cheyenne Mofford-Baran	Trafalgar	10.2
38	Erica Ruffolo	Vincent Massey	10.26
39	Amanda Carnirand	Vincent Massey	10.27
40	Kristin Orlando	Trafalgar	10.28
41	Sabrina Mattin	WIC	10.3
42	Taylor Nix	Villa Maria	10.5
43	Amelie Boucher	St. Georges	11.3
44	Madelyn Whelan	Trafalgar	11.31
45	Charly Perlman	Trafalgar	13
46	Mavi Michic	WIC	13.35
47	Alexa Shlien	WIC	13.56
48	Molly-Beth Naimer	Trafalgar	14.02
49	Katerina Zevgolis	WIC	14.52
50	Jennifer Lemoyne	Villa Maria	15.2
51	France Williamson	Villa Maria	15.36

Race HS 4 Bantam Boys

<u>Place</u>	<u>Name</u>	<u>School</u>	<u>Time</u>
1	Christophe Goudreault	Loyola	6.34
2	Adriano Cecere	Selwyn House	6.46
3	Jake Cavalho	Marymount	6.5
4	Isaac Capa	Selwyn House	6.54
5	Daniel Cho	Royal West	7.03

6	Bryan D.	Royal West	7.06
7	Giuliano Valiante	Loyola	7.07
8	Liam Wozny	Loyola	7.08
9	Connor Wareham	Loyola	7.13
10	Kevin Bingland	Marymount	7.13.72
11	Devon Hasettine	Marymount	7.17.09
12	Matteo Lorenzoni	Marymount	7.17.33
13	Erik Wawin	Marymount	7.18
14	Anthony Mirarchi	Loyola	7.22.19
15	Eric Omielan	Royal West	7.22.55
16	Craig Sky	Loyola	7.22.82
17	Mathew Broomer	Royal West	7.27.10
18	Steven Facchino	Vincent Massey	7.27.66
19	Evan Cross	Loyola	7.28.27
20	Mathew Janiszewski	Loyola	7.28.81
21	Gordon NG	Royal West	7.29
22	Connor Christie	Loyola	7.45
23	Kyle McGilton	Loyola	7.49
24	Jeremy Fung	Royal West	7.5
25	Matt Aredesian	Selwyn House	7.55
26	Connor Cloetta	Loyola	8
27	Jacob Deeyan	Selwyn House	8.00.89
28	Zachary Gauthier	Loyola	8.04
29	Leighton Geraghty	Loyola	8.11
30	Michael C.	Selwyn House	8.13
31	Joshua Cohen	Selwyn House	8.14
32	Alec Oltaci	Loyola	8.17
33	Jeremy Mancuso	Loyola	8.18
34	Finnick O.-K.	Royal West	8.31
35	Nathaniel Griffin	Loyola	8.32
36	Yousif Hanano	Loyola	8.41
37			9.01
38	Connor Houston	Loyola	9.03
39	Lucas Cambell	Selwyn House	9.05
40	Benjamin Michaud	Selwyn House	9.06
41	James Lustig	Loyola	9.07
42	Nicolas Laye	Loyola	9.22
43	Milan Bongorno	Vincent Massey	9.25
44	Manuel Martinez	Royal West	9.26
45	Tharshigan Krishnakumar	Marymount	9.27
46	Sabastian Marleau-Vinas	Kells Academy	9.28
47	Ousaid Awad	Kells Academy	9.28.57
48	Giuseppe Vella	Vincent Massey	9.31
49	Louis Genest	Loyola	9.33
50	Vaughn Vanslet	Loyola	9.35
51	Joey Oberfield	Royal West	9.36

Race HS 6 Midget Boys

<u>Place</u>	<u>Name</u>	<u>School</u>	<u>Time</u>
1	Jonah Smith	Loyola	14.19
2	Joseph Raftus	Loyola	16.13
3	Mohammad S. Salmasi	College Prep. Int.	16.32
4	Eric Lucas	WIC	16.51
5	Michael Chalkoun	Herzliah	17.02
6	Baijan Shahzada	WIC	18.23
7	Adriano Marvento	WIC	18.35

8	Dante Pleasant	Summit	18.57
9	Andrew Burcar	Loyola	19.21
10	Samuel Gilbert	WIC	21.28
11	Aharon Moryoussef	Herzlih	22.42
12	Theb Blachon	WIC	23.56
13	Matthew Mattin	WIC	24.19
14	Mohammed Raja	Summit	24.3
15	Gabriel Borzoni	Summit	25.01
16	John Bountounis	Loyola	26.13
17	Anthony McCall	Loyola	26.43
18			26.44
19			26.47
20	Ryan Shapiro	Kells Academy	28.48
21	Sheldon McAdam	Summit	28.49
22	Mitchell Deschamps	Summit	29.05
23	Michael Thomas Gacsi	Summit	33.1
24	Eric Kar-Jeun Lee	Summit	33.35
25	Christian Gutenkunst	Summit	34.41
26	Nong Hun Nghien	Kells Academy	34.41.57
27	Jiawei Xing	Kells Academy	35.34
28	Pierre Antoine Albert Castonguay	Summit	36.15

Race HS 7 Midget Girls

<u>Place</u>	<u>Name</u>	<u>School</u>	<u>Time</u>
1	Emma Dubioca	The Study	17.48
2	Sophie Michakis	Sacred Heart	18.02
3	Sara Anelli	Sacred Heart	18.45
4	Sarah Frances	Sacred Heart	18.58
5	Lilah Caprera	Sacred Heart	20.09
6	Josephine A.	The Study	20.18
7			20.33
8	Julia Cianci	Sacred Heart	20.5
9	Alex Brisebois	The Study	21
10	Aristi Constanopoulos	Villa Maria	21.03
11	Selena Hough	Villa Maria	21.59
12	Kaillan Ranaldi	Villa Maria	22.02
13	Abygail Lustig	The Study	22.13
14	Maya Ostiguy Hopp	Sacred Heart	22.16
15	Elisa D'Amore	Villa Maria	23.53
16	Karina Sanchez	Villa Maria	24.16
17	Sarah Hughes	Villa Maria	24.36
18	Shyra M-Harrison	Villa Maria	24.36.84
19	Olivia Iorio	Sacred Heart	24.59
20	Audra Kruszewski	Sacred Heart	25.01
21			25.38
22	Sasha Azouz	Sacred Heart	25.46
23	Sofia Fiore	Villa Maria	25.47
24	Eleni Magafas	Sacred Heart	25.48
25	Kristen Law	Villa Maria	25.51
26	Bonnie Luk	The Study	26.17
27			28.01
28	Catherine Apponi	Villa Maria	29.29
29			29.44
30	Caitlin Emily Base	Summit	30.29

Race HS 8 Midget Boys

<u>Place</u>	<u>Name</u>	<u>School</u>	<u>Time</u>
1	John Gerller	St. Georges	15.39
2	Peter He	Selwyn House	16.08
3	Tyler Syme	Riverdale	16.09
4			16.2
5	Giordano Iannarino	Selwyn House	16.26
6	Jacob Nahasi	Marymount	16.39
7			16.4
8	Charles C.	Selwyn House	16.51
9			17.11
10	Thula Sinnarajah	LaurenHill	17.14
11	Hunter		17.26
12	Hugo Choquette	Royal West	17.39
13	Brandon Levine	St. Georges	17.49
14	Rafel Sharif	LaurenHill	18.17
15	Giuliano De Micco	LaurenHill	18.25
16	George Hua	Royal West	18.28
17	Luca Giacomini	Riverdale	18.39
18	Gregory Isaacs	St. Georges	18.46
19	Justin Ilkich	LaurenHill	19.29
20	Peter Ronco	Riverdale	19.29.75
21	Ben Sew	Riverdale	20.17
22			21.39
23	Corey Wong	LaurenHill	21.42
24	Benjamin Mah	LaurenHill	22.21
25	Silas Owusu Acheaw	LaurenHill	22.28
26	Alexis Dimopoulos	LaurenHill	22.33
27	Brandon Hum	Riverdale	22.33.49
28	Aftab Khan	LaurenHill	23.12
29	Matthew Waxlax	St. Georges	23.56
30	Kee'Shawn Giles	LaurenHill	24.12
31			25.13
32	Nicolas Wong	LaurenHill	26.41
33	William Smith	St. Georges	26.45
34	Panagiotis Manias	LaurenHill	27.1

Race HS 9 Midget Girls

<u>Place</u>	<u>Name</u>	<u>School</u>	<u>Time</u>
1	Allison Looper	Royal West	17.46
2	Gloria Anastasopoulos	Royal West	17.53
3	Victoria Hough	Villa Maria	19.18
4	Gemma K- Errington	Villa Maria	19.31
5	Romy Shoam	Royal West	19.58
6	Danielle Santila	Royal West	20.1
7	Chloe Mersereau	Villa Maria	20.27
8	Annalie Smith	Royal West	20.29
9	Beatrice Morselli	Villa Maria	20.31
10	Skye Scruton	Trafalgar	21.46
11	Olivia Mendrison	Royal West	22.08
12	Rachel Wisnie	WIC	23.27
13	Fin Breman-Krip	Royal West	23.37
14	Katelyn McQuillen	Villa Maria	24.21
15	Cate Dunsley	Villa Maria	24.48
16	Bridget Kelly	Villa Maria	24.52
17	Sydney Zuckerman	WIC	25.06

18	Rebekka Daniels	Trafalgar	25.19
19	Caroline Silva	Trafalgar	25.2
20	Jaylin Rice Douglass	Trafalgar	25.27
21	Meihiba Gannon-Willis	Trafalgar	25.3
22	Victoire Pouret	Trafalgar	25.31
23	Frances Wheeler Hughes	Trafalgar	28.12
24	Clara Grenier	Trafalgar	28.13
25	Carlee Linder	WIC	29.46
26	Julia DiGenova	Villa Maria	31.2
27	Belinda Rivera	Trafalgar	31.26
28	Dessie Shaw	Royal West	32.26
29	Alyssa Wathen	Royal West	33.21

Race HS 10 Juvenile Girls

<u>Place</u>	<u>Name</u>	<u>School</u>	<u>Time</u>
1	Shannon Rooney	Riverdale	25.01
2	Meaghan Sabourin	Sacred Heart	25.43
3	Eleni Borondy	Sacred Heart	25.58
4	Georgia Shyndis	Villa Maria	26.38
5	Lily Shrickland	Villa Maria	26.59
6	Victoria Eine	Villa Maria	27.02
7	Mikayla Dinucci	Marymount	27.31
8	Emma McSharry	Villa Maria	27.35
9	Amelia	Villa Maria	28.04
10			28.07
11	Sophie Cotangelo	Villa Maria	28.14
12	Jennifer T.	Kells Academy	28.17
13	Rhianno Walker	Villa Maria	28.33
14	Katie Weekes		29.23
15	Danisha Bruce	Marymount	29.41
16	Lauren MacDonald	Sacred Heart	29.51
17	Melissa Tran	Villa Maria	29.55
18	Brittany Kwan	LaurenHill	30.3
19	Erica Gentile	Villa Maria	30.4
20			30.5
21	Meaghan Kelly	Villa Maria	30.50.61
22	Alex Weekes	Villa Maria	30.59
23	Laura DiGiovanni	Villa Maria	31.02
24			31.11
25	Zoe Fagnoli Brown	Royal West	31.3
26	Isabel Pasian-Rozalegy	Royal West	32.21
27	Melina Thibault	Villa Maria	32.43
28	Cassandra Nardi	Villa Maria	34.33
29	Venus Evans	LaurenHill	35.3
30	Amanda Marsillo	Villa Maria	35.32
31			35.44
32	Liana Lisella	Villa Maria	36.22
33	Zhi Lin	Kells Academy	37.03
34	Victoria Light	Villa Maria	37.48
35	Sophia Iatrou	Sacred Heart	37.49
36	Ainsley Vam Der Sluys	Villa Maria	37.51
37			37.55
38	Tina Bao-Han Nguyen	Summit	39.37
39	Alessia Palucci	Villa Maria	39.54
40			40.15
41			42.13

42	Dimitra Christakis	Villa Maria	42.14
43	Rosmarie Cianci	Sacred Heart	42.41
44			42.41.41
45	Tatiana Geramoutsos	Summit	43.03
46	Maria Collette	Summit	43.25.04
47	Alisia Main	Villa Maria	43.25.73
48	Gabrielle Lazanis	Villa Maria	43.3
49	Vuong Minh Anh Do	Kells Academy	43.30.56
50	Tatiana Tuccinardi	Sacred Heart	45.48
51	Alexa Scalia	Sacred Heart	45.49
52			48.33
53			48.34
54	Katya Hanna	Trafalgar	50.36
55	Sylvie Gordaneer	Trafalgar	50.39
56	Mimi Dinh	Kells Academy	50.5
57	Sa Pham	Kells Academy	52.36

Race HS 11 Juvenile Boys

<u>Place</u>	<u>Name</u>	<u>School</u>	<u>Time</u>
1	Benjamin G.	Selwyn House	18.26
2	Jordan Demelo	College Prep Int.	20.12
3	Tomas Caprera	Loyola	20.3
4	Erik McLaren	Royal West	20.49
5	Wishnon K.	Riverdale	21.42
6			21.5
7	Josh Rampersal	Royal West	22.07
8	Ben Joannis	Kells Academy	22.13
9	Josh Evans	St. Georges	22.13.68
10	Karim Noel	Summit	22.55
11			23.21
12	Ryan Neil McElligott	Summit	23.38
13	Kyle McLevy	Education Plus	23.56
14			24.07
15	James Trichas	LaurenHill	24.24
16	Aaron Lohner	Herzlih	24.43
17	Chris Turcotte	WIC	25.18
18			25.24
19			25.29
20	Wagar Shah	LaurenHill	25.49
21			26
22			28.36
23	JR Nonorsi	St. Georges	29.04
24	Vithurjan Vellepillai	LaurenHill	29.04.68
25	Chris Lazaris	LaurenHill	29.05.65
26	Sabe Vaithilingam	LaurenHill	29.11
27	Cameron Michael Stoute	Summit	29.53
28			29.55
29			30.27
30	Karim Mehdi	Kells Academy	32.37
31			32.56
32	Devadas Barrigar	Education Plus	34.18
33			36.21
34	Simon Gelber	Education Plus	36.21.44
35	Athi Kandasamy	LaurenHill	39.19
36	Nicholas Mascitto	Summit	39.5
37			39.59

38			40.02
39	Daniel Powell	Loyola	40.24
40	Jonathan McCall	Loyola	40.32
41	Daniel Johnston-Galvez	Loyola	40.33
42			40.34
43	Mark Namour	Loyola	41.25
44	Alex Pchjetski	Education Plus	42.32

Red = Tentative

Black=Confirmed

Juvenile Boys Div 1 - 8 teams (top 2 from each section make playoffs)

Semi Final	Final	Champions
------------	-------	-----------

A - LCCHS/PCHS tied, split games, LCCHS won by 3 - PCHS won by 5 - PCHS finished first on points differential

1A (Home) - PCHS - 2

P9 Tuesday, March 15th - 3:00
at Pierrefonds Comprehensive HS

PCHS - 6

2B - LBPHS - 1

P16 Thursday, March 17th - 3:30
at Vincent Massey Collegiate

Pierrefonds Comprehensive HS
Game MVP: Julian Petrilli and Alex Cacciatore

2A - LCCHS - 7

P10 Tuesday, March 15th - 2:00
at Vincent Massey Collegiate

VMC - 4

1B (Home) - VMC - 9

Juvenile Girls Div 1 - 7 teams (top 4 make playoffs)

Semi Final	Final	Champions
------------	-------	-----------

WWHS cannot play Mar. 14-15

VILLA cannot play Mar. 17-18

VMC cannot play Mar 18

1st (Home) - VMC - 8

P12 Wednesday, March 16th - 2:45
at Vincent Massey Collegiate

VMC - 7

4th - VILLA - 2

P18 Monday, March 21st - 2:30
at Vincent Massey Collegiate

Vincent Massey Collegiate
Game MVP: Maya Astrologo - VMC

3rd - LMAC - 8

P13 Wednesday, March 16th - 3:30
at Westwood HS SR Campus

LMAC - 1

2nd (Home) - WWHS - 6

Midget Boys Div 1 - 5 teams (top 4 make playoffs based on win%)

Semi Final	Final	Champions
------------	-------	-----------

Playoff Rule 1 - first and second from the same section cannot meet until the finals

VMC cannot play M17

LMAC cannot play M17

1st (Home) - VMC

P7 Wednesday, March 16th - 5:45
at Vincent Massey Collegiate

VMC - 8

4th - LMAC

P15 Thursday, March 17th - 1:00
at Vincent Massey Collegiate

Vincent Massey Collegiate

Game MVP: David Cioria

3rd - JFKHS - 5

P8 Tuesday, March 15th - 3:30

JFKHS - 2

2nd (Home) - LBPHS - 4

Midget Girls Div 1 - 4 teams (everyone makes playoffs)

Semi Final	Final	Champions
------------	-------	-----------

1st (home) PCHS - 7

P3 Monday, March 14th - 4:00
at Pierrefonds Comprehensive HS

PCHS (home) - 8

4th - LBPHS - 0

P17 Friday, March 18th - 3:45
at Pierrefonds Comprehensive HS

Pierrefonds Comprehensive HS

Game MVP: Lara Bertagnolli

3rd - VMC - 4

P4 Monday, March 14th - 4:00
at Vincent Massey Collegiate

VMC - 2

2nd - CSA - 2

Bantam Boys Div 1 - 5 teams (top 4 make playoffs based on win%)

Semi Final	Final	Champions
------------	-------	-----------

Playoff Rule 1 - first and second from the

A - LCCHS/PCHS cannot meet

B - LBPCHS/VMC cannot meet

1st (Home) - VMC - 8

P5 Tuesday, March 15th - 3:10
at Vincent Massey Collegiate

VMC - 7

3rd - PCHS - 0

P14 Thursday, March 17th - 2:15
at Vincent Massey Collegiate

Vincent Massey Collegiate

Game MVP: Massimo Piccianni

4th - LBPCHS - 6

P6 Wednesday, March 16th - 2:45
at Lasalle Community HS

LCCHS - 0

2nd (Home) - LCCHS - 11

Bantam Girls Div 1- 5 teams (top 4 make playoffs based on win%)

Semi Final

Final

Champions

Playoff Rule 1 - first and second from the same section cannot meet until the finals

1st (Home) - PCHS - 5

P1 Monday, March 14th - 3:00
at Pierrefonds Comprehensive HS

PCHS (Home) - 2

4th - VILLA - 0

P11 Friday, March 18th - 4:45
at Pierrefonds Comprehensive HS

Vincent Massey Collegiate

Game MVP: Sophia Peerworth

3rd - JP1 - 2

P2 Monday, March 14th - 3:00
at Vincent Massey Collegiate

VMC - 4

2nd (Home) - VMC - 9

Red = Tentative

Black=Confirmed

29/04/2016 16:56

Juvenile Boys Div 3 - 18 teams (top 4 from each section make playoffs)

Preliminaries	Quarter Finals	Semi Final	Final	Champions
---------------	----------------	------------	-------	-----------

RIVHS cannot play April 14th,15th
 CPI cannot play April 4-5-14th
 JFKHS cannot play April 4th
 KELLS cannot play April 8th
 WHS cannot play April 6th
 LPHS cannot play April 18-22nd
 JRHS cannot play April 8th

Playoff Rule 1 - first and second from the same section cannot meet until the finals

A - RIVHS/JRHS cannot meet Seed 1 - RHS Seed 4 - JRHS Seed 7 - CPI Seed 11 - PERSP
 B - KELLS/LA cannot meet Seed 2 - KELLS Seed 5 - LA Seed 8 - JFKHS Seed 12 - EMCS
 C - RHS/WHS cannot meet Seed 3 - RIVHS Seed 6 - WHS Seed 9 - LPHS Seed 10 - BA

RHS - Seed 1 (1st-1st place) - (Home) - 1

JFKHS - Seed 8 (2nd-3rd place) - 3

P13 Monday, April 11th - 3:45pm
at Rosemount HS

LPHS - 5

P3 Wednesday, April 6th - 3:30pm
at John F. Kennedy HS

LPHS - 3

LPHS - Seed 9 (3rd-3rd place) - 4

P23 Wednesday, April 13th - 3:00pm - DH
at John Rennie HS

LPHS - 0

JRHS - Seed 4 (1st-2nd place) - 9

EMCS - Seed 12 (3rd-4th place) - 4

P16 Thursday April 7th - 2:45pm
at John Rennie HS

JRHS (home) - 0

P4 Monday, April 4th - 3:30pm
at Lakeside Academy

LA. - 6

LA. - Seed 5 (2nd-2nd place) - 6

P27 Friday, April 29th - 3:00pm
at NDG Sports Complex

College Prep International
Game MVP: Youssef Zellag + Alper Cevik

RIVHS - Seed 3 (3rd-1st place) - (Home) - 6

PERSP - Seed 11 (2nd-4th place) - 7

P15 Tuesday, April 12th - 3:30pm
at Riverdale HS

RIVHS (home) - 4

P1 Monday, April 4th - 3:30pm
at Westmount HS

WHS - 2

WHS - Seed 6 (3rd-2nd place) - 8

P24 Tuesday, April 19th - 3:30pm
at Riverdale HS

CPI - 4

KELLS - Seed 2 (2nd-1st place) - (Home) - 6

BA - Seed 10 (1st-4th place) - 4

P14 Wednesday, April 13th - 3:45pm
at NDG Sports Complex

CPI - 5

P2 Wednesday, April 6th - 3:30pm
at NDG Sports Complex

CPI - 8

CPI - Seed 7 (1st-3rd place) - 6

Juvenile Girls Division 3 - 18 teams (top 2 from each section)

Quarter Finals	Semi Final	Final	Champions
----------------	------------	-------	-----------

LAURN cannot play April 4-7-8-15-26-27-28-29
 JFKHS cannot play April 4th

Playoff Rule 1 - first and second from the same section cannot meet until the finals

A - LPHS/JRHS cannot meet Seed 1 - LPHS Seed 4 - FACE
 B - LAURN/STG cannot meet Seed 2 - LAURN Seed 5 - STG
 C - JFKHS/FACE cannot meet Seed 3 - JFKHS Seed 6 - JRHS

LPHS - Seed 1 (1st-1st place) - 5

FACE - Seed 4 (1st-2nd place) - (Home) - 5 P17 Thursday, April 7th - 3:45pm LPHS (home) - 5
at John Rennie HS

P8 Tuesday, April 5th - 4:00pm FACE - 3
At Face HS

STG - Seed 5 (2nd-2nd place) - 2

P25 Wednesday, April 13th - 4:00pm - DH
at John Rennie HS

Lindsay Place HS
Game MVP: Madison Bell - LPHS

JRHS - Seed 6 (3rd-2nd place) - 2

P7 Tuesday, April 5th - 3:30pm JFKHS - 1
at John F. Kennedy HS

JFKHS - Seed 3 (3rd-1st place) - (Home) - 5 P18 Thursday, April 7th - 3:30pm LAURN - 2
at Lauren Hill Academy

LAURN - Seed 2 (2nd-1st place) - 2

Midget Boys Div 3 - 6 teams (everyone makes playoffs)

Quarter Finals Semi Final Final Champions

VMC - 1st - (Home) - 7

HA - 4th (Home) - 5 P19 Wednesday, April 13th - 4:30pm VMC (home)
at Vincent Massey Collegiate

P10 Wednesday, April 6th - 3:45pm HA - 0
at Hebrew Academy

LAURN - 5th - 4

P26 - Thursday, April 28th - 4:30pm
at Vincent Massey Collegiate

Game MVP:

MMA - 6th - 0

P9 Tuesday, April 5th - 3:30pm LA. - 4
at Lakeside Academy

LA - 3rd (Home) - 2 P20 Wednesday, April 13th - 4:00pm FACE
at Face HS

FACE - 2nd - (Home) - 7

Bantam Boys Div 3 - 6 teams (top 4 make playof

Semi Final Final Champions

JFKHS cannot play April 4th
RHS cannot play 4th -

VMC2 - 1st - 5

P5 Thursday, April 7th - 4:30pm VMC2 (home) - 4
at Vincent Massey Collegiate

VMC1 - 4th - 3

P21 - Thursday April 28th - 3:30pm
at Vincent Massey Collegiate

FACE HS
Game MVP: Anthony Phan

FACE - 3rd - 9

P6 Friday, April 8th - 3:00pm FACE - 5
at Rosemount HS

RHS - 2nd (Home) - 5

Bantam Girls Div 3- 4 teams (everyone makes playoffs)

Semi Final	Final	Champions
------------	-------	-----------

WHS cannot play April 5th

A - LCCHS/LAURN tied, split games, LCCHS won by 4 - LAURN won by 1 - LCCHS finished second on points differential

VMC - 1st (Home) - 2

VMC (home) - 6

WHS - 4th - 0

P22 Thursday, April 7th - 3:30pm
at Vincent Massey Collegiate

Vincent Massey Collegiate
Game MVP: Sarah Fragman - VMC

LAURN - 3rd - 0

P12 Tuesday, April 5th - 3:30pm
at Lasalle Community Comp. HS

LCCHS - 3

LCCHS - 2nd (Home) - 7

GMAA Indoor Soccer Standings 2015-2016

06/04/2016 8:34

School	Games	Win	Loss	OT Loss	Points
JB1A					
Pierrefonds Comprehensive HS	6	5	1	0	15
Lasalle Community Comp HS	6	5	1	0	15
Rosemere High School	6	1	5	0	3
LaurenHill Academy	6	1	5	0	3
JB1B					
Vincent Massey Collegiate	6	6	0	0	18
Lester B Pearson High School	6	3	3	1	10
Laurier MacDonald HS	5	1	4	2	5
Face High School	5	1	4	0	3
JB3A					
Riverdale High School	5	4	1	0	12
John Rennie High School	5	4	1	0	12
Lindsay Place High School	5	2	3	2	8
Emmanuel Christian School	5	2	3	0	6
Pierrefonds Comprehensive HS	5	2	3	0	6
Westwood High School	5	1	4	0	3
JB3B					
Kells Academy	5	4	1	0	12
Lakeside Academy	5	4	1	0	12
College Prep International	5	3	2	1	10
Beurling Academy	5	2	3	2	8
Centennial Academy	5	2	3	0	6
Royal Vale School	5	0	5	0	0
JB3C					
Rosemount High School	5	4	1	0	12
Westmount High School	5	4	1	0	12
John F Kennedy High School	5	3	2	0	9
Perspectives	5	2	3	0	6
Marymount Academy	5	2	3	0	6
St George's School	5	0	5	0	0
JG1A					
Vincent Massey Collegiate	5	4	1	0	12
Westwood High School	5	4	1	0	12
Laurier MacDonald HS	5	3	2	0	9
Villa Maria HS	5	3	2	0	9
Lasalle Community Comp HS	5	1	4	0	3
Lester B Pearson High School	5	0	5	0	0
JG3A					
Lindsay Place High School	6	6	0	0	18
John Rennie High School	6	3	3	1	10
Pierrefonds Comprehensive HS	6	3	3	0	9
Beurling Academy	6	0	6	0	0
JG3B					
LaurenHill Academy	6	6	0	0	18
St George's School	6	3	3	0	9
Kells Academy	6	2	4	0	6
Westmount High School	6	1	5	0	3
JG3C					
John F Kennedy High School	6	5	1	0	15
Face High School	6	4	2	0	12

	Laurier MacDonald High School	6	3	3	0	9
	Rosemount High School	6	0	6	0	0
MB1A						
	John F Kennedy HS	5	2	3	0	6
	Pierrefonds Comp. High School	5	1	4	2	5
MB1B						
	Vincent Massey Collegiate	6	6	0	0	18
	Lester B Pearson High School	6	3	3	0	9
	Laurier MacDonald High School	6	2	4	2	8
MB3A						
	Vincent Massey Collegiate	5	5	0	0	15
	Face High School	5	4	1	0	12
	Lakeside Academy	5	3	2	0	9
	Hebrew Academy	5	2	3	0	6
	LaurenHill Academy	5	1	4	0	3
	Marymount Academy	5	0	5	0	0
MG1A						
	Pierrefonds Comprehensive HS	6	6	0	0	18
	College Ste Anne	6	4	2	1	13
	Vincent Massey Collegiate	6	2	4	0	6
	Lester B Pearson High School	6	0	6	1	1
BB1A						
	Lasalle Community High School	5	4	1	0	12
	Pierrefonds Comp HS	5	2	3	0	6
BB1B						
	Vincent Massey High School	6	6	0	0	18
	Lester B Pearson High School	6	1	5	1	4
	John Paul 1 High School	6	1	5	0	3
BB3A						
	Vincent Massey Collegiate Team 2	6	5	1	0	15
	Rosemount High School	6	4	2	0	12
	Face High School	6	4	2	0	12
	Vincent Massey Collegiate Team 1	6	3	3	1	10
	LaurenHill Academy	6	3	3	0	9
	John F Kennedy High School	6	2	4	0	6
	St George's School	6	0	6	0	0
BG1A						
	Pierrefonds Comprehensive HS	5	5	0	0	15
	Villa Maria HS	5	1	4	0	3
BG1B						
	Vincent Massey Collegiate	5	4	1	1	13
	John Paul 1 High School	6	3	3	0	9
	Rosemount High School	5	0	5	0	0
BG3A						
	Vincent Massey Collegiate	6	6	0	0	18
	Lasalle Community Comp HS	6	3	3	1	10
	LaurenHill Academy	6	3	3	1	10
	Westmount High School	6	0	6	0	0

Field Lacrosse Standings

|

5/20/16 12:46 PM

School	Games	Win	Loss	Tie	Points
JB1A					
Howard S Billings HS	5	4	1	0	8
Kahnawake Survival School	5	4	1	0	8
Kuper Academy	5	4	1	0	8
Pierrefonds Comprehensive HS	5	2	3	0	4
John Rennie HS	5	1	4	0	2
Beaconsfield HS	5	0	5	0	0
	15				

|

Field Lacrosse Playoffs 2015-2016

Red = Tentative

Black=Confirmed

Juvenile Boys Div 1 - 6 teams (top 4 make playoffs)

26/05/2016 20:23

Semi Finals	Finals	Champions
-------------	--------	-----------

**PCHS cannot play on May 24 or May 26

**KUPER cannot play on May 24

PCHS - 4th - 7

Wednesday, May 25th - 4:00
at Howard S. Billings HS

HSBHS - 1st place (home) - 8

HSBHS (home) - 13

Thursday, May 26th - 4:15
at Howard S Billings HS

Howard S Billings HS

Game MVP: Stone Jacobs - HSBHS

KUPER - 3rd place - 5

Wednesday, May 25th - 4:00
At Kahnawake Sports Complex

KSS - 2nd place (home) - 7

KSS - 8

Rugby Playoffs 2015-2016

Red = Tentative

Juvenile Boys Div 1 - 4 teams (everyone makes playoffs)

02/06/2016 9:31

Semi Final	Final	Champions
------------	-------	-----------

LOY - 1st place (home) - 27

P5 Wednesday, May 25th - 4:15
at Ed Meagher Field

LOY (home) - 7

STT - 4th place - 19

P15 Tuesday, May 31st - 6:00pm
at Ed Meagher Field

Chateauguay Valley Regional High School
Championship MVP: Thomas Burton

CVR - 3rd place - 25

P6 Thursday, May 26th - 3:15
at Molson Stadium

CVR - 12

SELW - 2nd place (home) - 19

Juvenile Boys Division 3 - 10 teams (top 3 teams from each section)

Quarter Finals	Semi Final	Final	Champions
----------------	------------	-------	-----------

LRHS - 1A (home) - 21

P9 Thursday, May 26th - 5:15
at Beaconsfield HS

LRHS - 19

MSGR - 2B (Home) - 17

P1 Tuesday May 24th - 4:45pm
at ES Monseigneur Richard

BHS - 19

BHS - 3A - 36

P13 Monday, May 30th - 4:45
at Ed Meagher Field

Laurentian Regional High School
Championship MVP: Trevor Ward

WWHS - 2A (home) - 42

P2 Tuesday May 24th - 4:30pm
at Westwood JR Campus

WWHS - 5

LAURN - 3B - 14

P10 Thursday, May 26th - 4:45
at Ed Meagher Field

ROYAL (home) - 18

ROYAL - 1B (home) - 17

Juvenile Girls Division 1 - 7 teams (top 2 make playoffs)

Final

Champions

WWHS - 1st place (home) - 8

P18 Tuesday, May 31st - 6:00pm
at Terra Cotta Field

Westwood High School

Championship MVP: Jessica Montreuil

CVR - 2nd place - 7

Juvenile Girls 10s - 5 teams (top 4 make playoffs)

Semi Final

Final

Champions

ECS cannot play May 27th, 31st

ECS - 1st place (home) - 84

P7 Wednesday, May 25th - 5:30
at Ed Meagher Field

ECS (home) - 45

LCCHS - 4th place - 10

P14 Wednesday, June 1st 4:15
at Concordia University

Miss Edgars and Miss Cramps School

Championship MVP: Alex Bond

LRHS - 2nd place (home) - 40

P8 Wednesday, May 25th - 5:00
at Polyvalente Lavigne

LRHS - 28

PL - 3rd place - 7

Midget Boys 1 - 11 teams (top 3 from each section make playoffs)

Quarter Finals

Semi Final

Final

Champions

STT - 1A (home) - 5

P11 Thursday, May 26th - 4:15
at Terra Cotta Field

LOY (home team) - 40

LOY - 2B (home) - 65

P3 Tuesday May 24th - 4:15pm
at Ed Meagher Field

LOY - 13

CVR - 3A - 7

P16 Tuesday, May 31st - 4:30pm
at Ed Meagher Field

Loyola High School

Championship MVP: Marco Da Conceicao

WWHS - 2A (home) - 38

P4 Tuesday May 24th - 4:30pm
at Parc St-Robert

WWHS - 24

LAURN - 3B - 7

P12 Thursday, May 26th - 3:30
at Ed Meagher Field

WWHS - 7

ROYAL - 1B (home) - 17

Midget Girls Division 1 - 4 teamse (top 2 make playoffs)

Final

Champions

CVR - 1st place (home) - 12

P19 Tuesday, May 31st - 4:30pm
at Terra Cotta Field

Howard S. Billings High School

Championship MVP: Nikita Murray

HSBHS - 2nd place - 26

Bantam Boys Division 1 - 5 teamse (top 4 make playoffs)

Semi Final

Final

Champions

STT - 1st place (home) - 84

P20 Tuesday, May 24th - 4:15
at Terra Cotta Field

STT (home team) - 40

CVR - 4th place - 7

P17 Tuesday, May 31st - 3:15pm
at Ed Meagher Field

St. Thomas High School

Championship MVP: Jackson Conroy

SELW - 2nd place (home) - 12

P21 Thursday May 26th - 3:30
at Westmount Athletic Grounds

LOY - 21

LOY - 3rd place - 22

G.M.A.A. Rugby Standings 2016

26/05/2016 8:51						
	School	Games	Win	Loss	Tie	Points
Juvenile Boys 1A						
3	Loyola High School	3	3	0	0	6
	Selwyn House School	3	1	2	0	2
	Chateauguay Valley Regional High School	3	1	2	0	2
	St. Thomas High School	3	1	2	0	2
Juvenile Boys 3A						
3	Laurentian Regional High School	3	3	0	0	6
	Westwood High School	3	2	1	0	4
	Beaconsfield High School	3	1	2	0	2
	Lindsay Place High School	3	0	3	0	0
	John Rennie High School	0	0	0	0	0
Juvenile Boys 3B						
4	Royal West Academy	4	4	0	0	8
	Ecole Monseigneur Richard	4	3	1	0	6
	LaurenHill Academy	4	2	2	0	4
	College Jean de Brebeuf	4	1	3	0	2
	Heritage Regional High School	4	0	4	0	0
Juvenile Girls 1A						
6	Westwood High School	6	6	0	0	12
	Chateauguay Valley Regional High School	6	5	1	0	10
	St. Thomas High School	6	4	2	0	8
	Howard S. Billings High School	6	3	3	0	6
	Ecole Monseigneur Richard	6	2	4	0	4
	LaurenHill Academy	6	1	5	0	2
	Beaconsfield High School	6	0	6	0	0
Juvenile Girls 10s						
4	ECS School	4	4	0	0	8
	Laurentian Regional High School	4	3	1	0	6
	Polyvalente Lavigne	4	2	2	0	4
	Lasalle Community Comprehensive HS	4	0	3	1	1
	MacDonald HS	4	0	3	1	1
Midget Boys 1A						
4	St. Thomas High School	4	4	0	0	8
	Westwood High School	4	3	1	0	6
	Chateauguay Valley Regional High School	4	2	2	0	4
	West Island College	4	1	3	0	2
	Beaconsfield High School	4	0	4	0	0
Midget Boys 1B						
5	Royal West Academy	5	5	0	0	10
	Loyola High School	5	4	1	0	8
	LaurenHill Academy	5	3	2	0	6
	Selwyn House School	5	2	3	0	4
	College Jean de Brebeuf	5	1	4	0	2
	Ecole Secondaire Georges Vanier	5	0	5	0	0
Midget Girls 1A						
6	Chateauguay Valley Regional High School	6	5	1	0	10
	Howard S. Billings High School	6	4	2	0	8
	Westwood High School	6	3	3	0	6

Bantam Boys 1A**4**

Ecole Secondaire Georges Vanier	6	0	6	0	0
St. Thomas High School	4	4	0	0	8
Selwyn House School	4	3	1	0	6
Loyola High School	4	1	3	0	2
Chateauguay Valley Regional High School	4	1	3	0	2
Westwood High School	4	1	3	0	2

100

G.M.A.A. Spring Soccer Standings 2016

May 19, 16

9:03 PM

	<u>School</u>	<u>Games</u>	<u>Win</u>	<u>Loss</u>	<u>Tie</u>	<u>Points</u>
JBSA						
	Lasalle Community Comprehensive HS	4	3	1	0	9
	Pierrefonds Comp. High School	3	1	2	0	3
	Ecole Secondaire St Laurent	3	1	2	0	3
OUT	Howard S Billings HS	0	0	0	0	0
JGSA						
	Royal West Academy	6	5	0	1	16
	Lasalle Community Comprehensive HS	6	3	1	2	11
	Howard S Billings HS - Team 2	6	2	4	0	6
	Howard S Billings HS - Team 1	6	0	5	1	1
MGSA						
	Lower Canada College	6	6	0	0	18
	Lasalle Community Comprehensive HS	6	3	2	1	10
	MacDonald HS	6	2	4	0	6
	Howard S Billings HS	6	0	5	1	1
BBSA						
	Lower Canada College	4	3	1	0	9
	John Paul 1 HS	4	3	1	0	9
	Pierrefonds Comp. High School	4	2	2	0	6
	Bialik HS	4	1	3	0	3
	Lasalle Community Comprehensive HS	4	1	3	0	3

Badminton Team Championships Results 2016

Bantam Girls

BG	School
1st Place	JRHS
2nd Place	ROYAL
3rd Place	ECS
4th Place	MMA

Bantam Boys

BB	School
1st Place	LAURN
2nd Place	STG
3rd Place	WIC
4th Place	PCHS

Midget Girls

MG	School
1st Place	JRHS
2nd Place	RHS
3rd Place	ROYAL
4th Place	SHSM

Midget Boys

MB	School
1st Place	ROYAL
2nd Place	JRHS
3rd Place	LAURN
4th Place	BHS

Juvenile Girls

JG	School
1st Place	LPHS
1st Place	ECS
2nd Place	ROYAL
3rd Place	MMA

Juvenile Boys

JB	School
1st Place	ROYAL
2nd Place	MMA
3rd Place	RIVHS
4th Place	WIC

GMAA Tennis 2016

Bantam Girls Tennis Results

Team banner: Tie between ECS and Bialik A, with 9 points

ECS

Julia Webster
Luna Christensen
Alexa Goldberg
Ashley Rosenbloom
Sophia Chehade
Karina Borsellino
Sub: Emma Kelly

Bialik A

Kylie Isenberg
Riva Schwartz-Malinoff
Sarah Bensemana
Jessiee Caron
Ally Steinberg
Chloe Azran

Medal Winners

Gold

Singles: VILLA 2 - Maya Nadler

Doubles: ECS 1 - Alexa Goldberg & Ashley Rosenbloom

Silver

Singles: BIALA 2 - Riva Schwartz-Malinoff

Doubles: HZHS 2 - Talya Ezerzer & Naomi Feinberg

Bronze

Singles: VILLAFR 2 - Karina Faraidouni

Doubles: VILLAFR 1 - Emma Létourneau & Nour Khalil

GMAA Tennis 2016

Midget Girls Tennis Results

Team banner: LCCA, with 16 points

- Katherine Potter
- Sheri Subawalla
- MariaLuisa Vigano
- Gabriella Comito
- Stefania Di Battista
- Abby Shine

Sub : Sofia Tamarit

Team silver: LCCB, with 10.5 points

- Tatiana Grach
- Erica Sun
- Lauren Montgomery
- Alexa Shamie
- Danielle Cutler
- Carolyn Steinberg

Medal Winners

Gold

Singles: LCCA 1 - Katherine Potter

Doubles: LCCA 2 - Abby Shine & Stefania Di Battista

Silver

Singles: LCCA 2 - Sheri Subawalla

Doubles: ECS 2 - Chella Price & Taylor Rosenbloom

Bronze

Singles: VILLAFR 1 - Ariadna Modol

Doubles: LCCB 2 - Danielle Cutler & Carolyn Steinberg

GMAA Tennis 2016

Juvenile Girls Tennis Results

Team banner: The Study, with 13.5 points

- Sarah Petrecca
- Amel Melanson
- Grace Jast
- Erica Di Battista
- Michelle Antoniazzi
- Chelsea Zhou

Sub: Bianca Iacobacci

Team silver: LCCA, with 10 points

- Gabi Angoso Jiminez
- Emma Margles-Forgionne
- Alexa Papanastasiou
- Evelyne Renzi
- Clara MacIntosh
- Laura Cohen

Medal Winners

Gold

Singles: STUDY 1 - Sarah Petrecca

Doubles: STUDY 1 - Grace Jast & Erica Di Battista

Silver

Singles: LCC A 1 - Gabi Angoso Jiminez

Doubles: LCCA 1 - Alexa Papanastasiou & Evelyne Renzi

Bronze

Singles: STUDY 2 - Amel Melanson

Doubles: VILLAFR 1 - Stephanie Janusauskos & Katherine Lacroix

GMAA Tennis 2016

Bantam Boys Tennis Results

Team banner: LCCA, with 16 points

- Harry Wiltzer
- Tommy Fuentes
- Eli Cytrynbaum
- George Potter
- Matthew Anzarouth
- Jonah Greenspoon

Team silver: SELWYN, with 10,5 points

- Malcolm Nesbitt
- William Petrecca-Berthelet
- Alexandre Latkovski
- Xavier Dumas
- Nicholas de Courcy-Ireland
- Clint Lauritzen

Medal Winners

Gold

Singles: SELW 2 - William Petrecca-Berthelet

Doubles: LCCA 1 - Eli Cytrynbaum & George Potter

Silver

Singles: LCCA 1 - Harry Wiltzer

Doubles: LCCA 2 - Matthew Anzarouth & Jonah Greenspoon

Bronze

Singles: BIALA 1 - Jonathan Jagermann

Doubles: SELW 1 - Alexandre Latkovski & Xavier Dumas

GMAA Tennis 2016

Midget Boys Tennis Results

Team banner: LCCA, with 15.5 points

- Nikola Ilic
- Sean Jagerman
- Andrew Greenspoon
- Lucas Isenberg
- William De Sainte-Marie
- Carson Price-Gallagher

Team silver: LOYOLA, with 10 points

- Eaven Attie
 - Andrzej Fudorovich
 - Oliver Luponio
 - Caleb Hacala
 - Patrick Greiss
 - François St-Amour
- Sub: Joseph Gerace

Medal Winners

Gold

Singles: LCCA 1 - Nikola Ilic

Doubles: LCCA 2 - William De Sainte-Marie & Carson Price-Gallagher

Silver

Singles: LOY 1 - Eaven Attie

Doubles: LOY 1 - Oliver Luponio & Caleb Hacala

Bronze

Singles: LCCA 2 - Sean Jagerman

Doubles: SELW 1- Michael Raymond & Justin Goodman

GMAA Tennis 2016

Juvenile Boys Tennis Results

Team banner: LCCA, with 13.5 points

- Lee Hellyer-Milroy
- William Bouchard
- William Aziz
- Michael Lashchuck
- Gus Kemball
- Adam Starr

Team silver: LOYOLA, with 12 points

- Johnathan Néemeh
- Robert McMullan
- Tyler Watson
- Alexandre Apostolatos
- Ryan Chadwick
- Evan Hirschback

Subs: Joseph Gerace

Nicholas Chevrier

Medal Winners

Gold

Singles: LOY 1 - Johnathan Néemeh

Doubles: LCCA 1 - William Aziz & Michael Lashchuck

Silver

Singles: KUPER 1 - Sami Kahloun

Doubles: LOY 1 - Tyler Watson & Alexandre Apostolatos

Bronze

Singles: JRHS 2 - Thomas Vicanek

Doubles: LCCA 2 - Gus Kemball & Adam Starr