

**Juvenile Boys**

WWHS - 17

LCC #1

#16
2:35

CVR - 26

Field 1

LCC #1 - 24

#7

11:35 CVR - 5

Field 2

LCC #2 - 17

WWHS - 12
#1 9:20 Field 1
LCC #2 - 5

WWHS - 0

LCC #2

#11  
2:15  
Field 1

#14  
3:45 STAN - 36  
Field 1 MVP - Julian Perrotto

LPHS - 10

SELW - 17
#2 8:35 Field 1
LPHS #2 - 5

SELW - 5

#8

12:00

Field 2 STAN - 26

Acad.Laur - 12

STAN - 32
#3 10:15 Field 2
Acad.Laur - 0

STAN - 43

LRHS

#12  
2:35  
Field 2

#17  
4:55 STANSTEAD  
Field 1

LRHS - 14

St. T - 17
#4 9:20 Field 2
LRHS - 0

STT - 15

#9

12:20 STT - 35

Field 1

LA - 10

LA - 0
#5 9:45 Field 1
SEDB - 10

SEDB - 5

PCHS

#13  
2:15  
Field 2

#15  
3:45  
Field 2 STT - 7  
MVP - Justyn Hanryk

PCHS - 29

LPHS #1 - 20
#6 9:00 Field 1
PCHS - 7

LPHS #1 - 14

#10

12:20

Field 2 LPHS #1 - 3

LCC #1 - 5

**Midget Boys**

ROYAL - 10

LOY - 17
#1 10:05 Field 3
ROYAL #2 - 14

LOY - 5

SELW #2

#13  
12:20  
Field 3

#9

11:35 LA - 22

Field 3

SELW #2 - 15

LA - 25
#2 10:30 Field 3
SELW #2 - 0

LA - 19

#17

3:20

Field 1 MVP - Alex Grace

LA - 17

STAN - 31

Arth Pigeon - 10 STAN - 12

#3 10:50 Field 3  
Arth. Pigeon - 0

CJB #2 #14  
12:45  
Field 3

#10  
12:00 LCC #1 - 7  
Field 3

LCC #1 - 27  
#4 11:15 Field 3  
CJB #2 - 5

LCC #1 - 14

Acad. Laur - 5

ROYAL #1 - 24  
#5 10:30 Field 1  
Acad. Laur - 0

ROYAL #1 - 10

STG #15  
1:05  
Field 1

#11\*\*\*  
12:45 ROYAL #1 - 14  
Field 1

#19  
4:30 LA  
Field 1

KUPER - 24  
#6 9:00 Field 2  
St G - 14

KUPER - 7

STG - 27

#12 B CVR - 5  
1:50  
Field 2

LCC #2 - 12

CVR - 17  
#7 10:30 Field 2  
LCC #2 - 0

CVR - 19

LCC #2 #16  
1:05  
Field 2

#12 A  
12:45 CVR - 32  
Field 2

#18  
3:20 SELW #1 - 10  
Field 2 MVP - Nicholas Granas

LRHS - 5

LRHS - 0  
#1A 10:05 Field 2  
CJB #1 - 15

CJB #1 - 0

SELWYN #1 - 15  
#1B 10:15 Field 1  
LTMHS - 0

SELW #1 - 19

LTMHS -  
#20 1:30 Field 2

KUPER -

**Bantam Boys**

ROYAL - 7

Loser #6

#8

ROYAL 12:00  
Field 1

LCC #1 - 43  
#3 10:05 Field 1  
BCS - 0

LCC #1 - 42

BCS - 5

#10  
3:00 LCC #1 - 20  
Field 1 MVP - Dean DiGiorgio

LRHS - 15

LRHS - 0  
#1 9:45 Field 2  
SELW #2 - 10

SELW #2 - 10

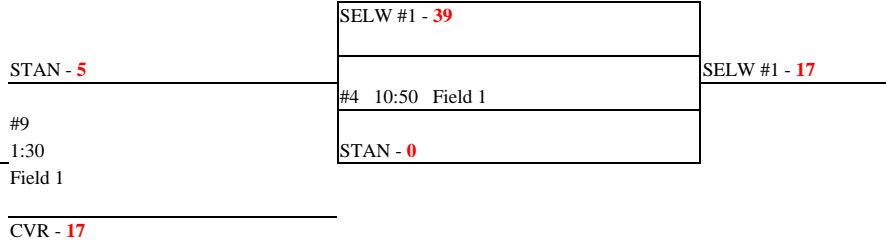
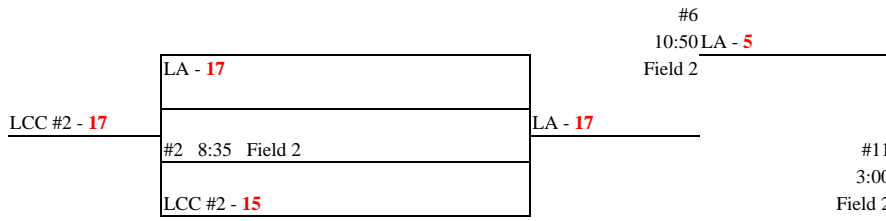
#5  
11:15 SELW #2 - 0  
Field 2

CVR - 7

LCC #2 11:35  
Field 1

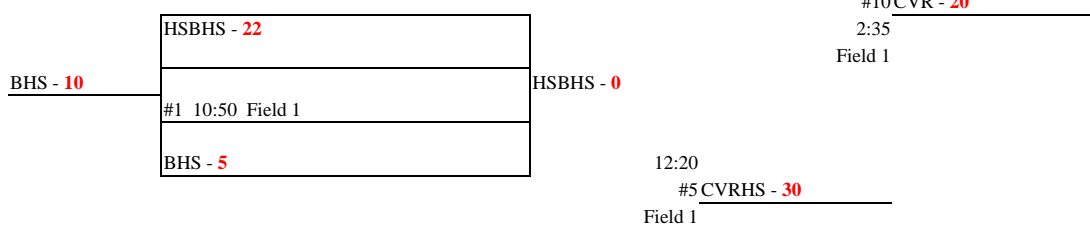
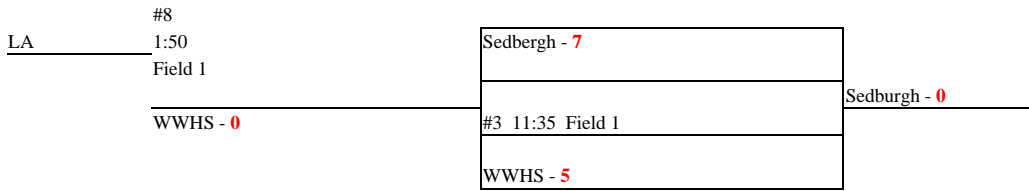
4:05 LCC  
Field 1

ROYAL - 15



**Juvenile Girls**

LA - 21

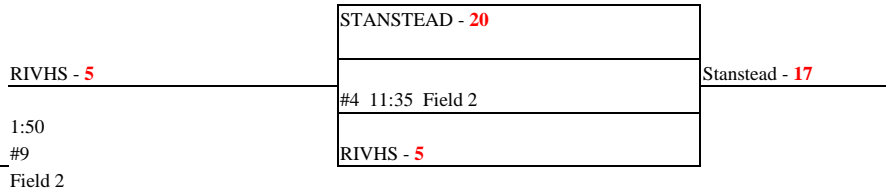
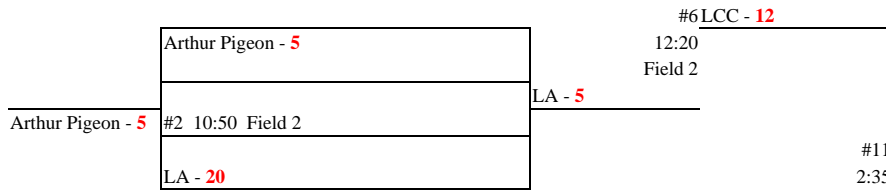


CVRHS - 24

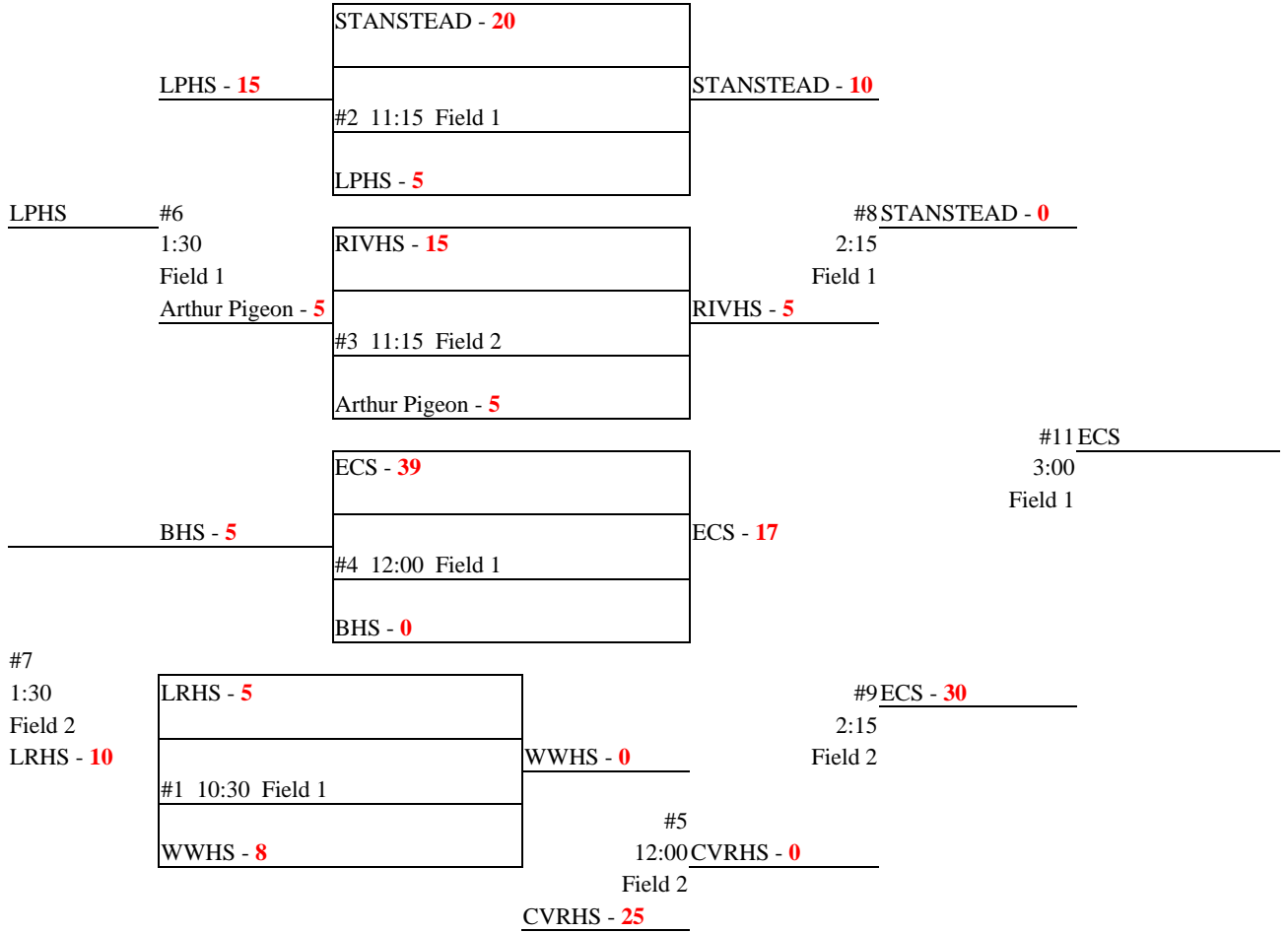
BHS #7  
1:05  
Field 2

#12 CVR  
3:20  
Field 1

LCC - 10



Midget Girls



## Badminton Individual Results 2008

Bantam Boys Singles	Place	Name	School	Bantam Girls Singles	Place	Name	School
	1st	Szaroz	EMCS		1st	Jenna Pealow	JRHS
	2nd	Chen	STG		2nd	Cynthia Chen	ROYAL
	3rd	Yeun Hum	WHS		3rd	Annie Cappiello	PCHS
	4th	Shatani	LCC	4th	Nadia Pansiuk	PCHS	
Bantam Boys Doubles	Place	Name	School	Bantam Girls Doubles	Place	Name	School
	1st	Kozlowski/Harshar	EMCS		1st	Goldstein/Bichar	ECS
	2nd	Eisenberg/Litwin	WIC		2nd	Coffen/Bianchi	JRHS
	3rd	Srivanstana/Yep	STT		3rd	Goforth/Nguyen	SHSM
	4th	Bernicky/Task	STT	4th	Houteit/Walker	JRHS	
Midget Boys Singles	Place	Name	School	Midget Girls Singles	Place	Name	School
	1st	Chen	STG		1st	Julianne Vroom	EMCS
	2nd	Kantawala	LPHS		2nd	Katherine Belisle	VILLA
	3rd	Chu	PCHS		3rd	Caroline Schmidt	EMCS
	4th	Robichaud	WHS	4th	Dale Bradley	ROYAL	
Midget Boys Doubles	Place	Name	School	Midget Girls Doubles	Place	Name	School
	1st	Battista/Battista	LAURN		1st	Speak/Gorski	ECS
	2nd	Freissen/Tyrell	JRHS		2nd	Morrison/Paradis	SHSM
	3rd	Tarakjian/LiSauve	JRHS		3rd	Logar/Demers	BHS
	4th	Pizzacarola/Quinn	LAURN	4th	Li/Palotta	WIC	
Juvenile Boys Singles	Place	Name	School	Juvenile Girls Singles	Place	Name	School
	1st	Frenette	LPHS		1st	Tamara Pealow	JRHS
	2nd	Rice	EMCS		2nd	Ali Fraquelli	STUDY
	3rd	Patel	LAURN		3rd	Kim Cebula	JRHS
	4th	Obata	EMCS	4th	Sanjida	VILLA	
Juvenile Boys Doubles	Place	Name	School	Juvenile Girls Doubles	Place	Name	School
	1st	Schieff/Liopoulos	WIC		1st	Kittner/Schiller	ECS
	2nd	Hum/Waxman	WIC		2nd	Bauer/Sutter	WWHS
	3rd	Triandos/Saviolidis	LAURN		3rd	Giffin/Lepierres	ECS
	4th	Diabo/Matthew	HSBHS	4th	Raferly/Thompson	JRHS	

# G.M.A.A. Final Badminton Standings 2007-2008

6/3/2008 13:08

School	Games	Win	Loss	Tie	Points
<b>Juvenile Girls 1A</b>					
John Rennie High School	4	4	0	0	8
Beaconsfield High School	4	2	2	0	4
Westwood High School	4	0	4	0	0
<b>Juvenile Girls 1B</b>					
Pierrefonds Comp. High School	6	6	0	0	12
Howard S Billings HS	6	4	2	0	8
Queen of Angels Academy	6	2	4	0	4
Marymount Academy	6	0	6	0	0
<b>Juvenile Girls 1C</b>					
ECS	8	7	0	1	15
Villa Maria High School	8	4	1	3	11
Westmount High School	8	3	4	1	7
LaurenHill Academy	8	2	5	1	5
Beurling Academy	8	1	7	0	2
<b>Juvenile Girls 1D</b>					
Sacred Heart School of Montreal	6	5	1	0	10
The Study	6	3	1	2	8
Trafalgar High School	6	1	4	1	3
Royal West Academy	6	1	4	1	3
<b>Juvenile Boys 1A</b>					
West Island College	8	7	0	1	15
John Rennie High School	8	5	2	1	11
Emmanuel Christian School	8	4	2	2	10
Westwood High School	8	1	6	1	3
Pierrefonds Comp. High School	8	0	7	1	1
<b>Juvenile Boys 1B</b>					
Howard S Billings High School	6	6	0	0	12
Lindsay Place High School	6	3	2	1	7
Macdonald High School	6	0	3	3	3
Beaconsfield High School	6	0	4	2	2
<b>Juvenile Boys 1C</b>					
LaurenHill Academy	8	8	0	0	16
Marymount Academy	8	5	2	1	11
Westmount High School	8	3	4	1	7
Royal West Academy	8	3	5	0	6
Lower Canada College	8	0	8	0	0
<b>Midget Girls 1A</b>					
Emmanuel Christian School	8	7	0	1	15
Beaconsfield High School	8	6	1	1	13
John Rennie High School	8	3	4	1	7
St Thomas High School	8	2	5	1	5
Westwood High School	8	0	8	0	0
<b>Midget Girls 1B</b>					
Lakeside Academy	10	7	1	2	16
West Island College	10	7	1	2	16
Queen of Angels Academy	10	7	2	1	15
Marymount Academy	10	2	6	2	6

	Howard S Billings High School	10	1	7	2	4
	Pierrefonds Comp. High School	10	1	8	1	3
<b>Midget Girls 1C</b>						
	ECS	8	6	0	2	14
	LaurenHill Academy	8	5	2	1	11
	Villa Maria High School	8	4	2	2	10
	Westmount High School	8	1	6	1	3
	Beurling Academy	8	1	7	0	2
<b>Midget Girls 1D</b>						
	The Study	8	8	0	0	16
	Royal West High School	8	5	2	1	11
	Sacred Heart School of Montreal	8	4	3	1	9
	St Georges High School	8	1	7	0	2
	Trafalgar High School	8	1	7	0	2
<b>Midget Boys 1A</b>						
	John Rennie High School	6	6	0	0	12
	Pierrefonds Comp. High School	6	4	2	0	8
	West Island College	6	2	4	0	4
	Westwood High School	6	0	6	0	0
<b>Midget Boys 1B</b>						
	Howard S Billings High School	6	4	0	2	10
	Macdonald High School	6	3	2	1	7
	Lindsay Place High School	6	1	1	4	6
	Beaconsfield High School	6	0	5	1	1
<b>Midget Boys 1C</b>						
	St Thomas High School	6	4	0	2	10
	St Georges High School	6	4	1	1	9
	Rosemount High School	6	2	3	1	5
	Centennial Academy	6	0	6	0	0
<b>Midget Boys 1D</b>						
	Lakeside Academy	8	5	2	1	11
	LaurenHill Academy	8	6	0	2	14
	Westmount High School	8	1	1	6	8
	Lower Canada College	8	1	5	2	4
	Royal West Academy	8	1	6	1	3
<b>Bantam Girls 1A</b>						
	John Rennie High School	6	6	0	0	12
	St Thomas High School	6	4	2	0	8
	Beaconsfield High School	6	2	4	0	4
	Westwood High School	6	0	6	0	0
<b>Bantam Girls 1B</b>						
	Pierrefonds Comp. High School	6	6	0	0	12
	Queen of Angels Academy	6	2	3	1	5
	Lakeside Academy	6	2	4	0	4
	West Island College	6	1	4	1	3
<b>Bantam Girls 1C</b>						
	ECS	8	8	0	0	16
	Villa Maria High School	8	5	2	1	11
	LaurenHill Academy	8	4	3	1	9
	Westmount High School	8	2	6	0	4
	Beurling Academy	8	0	8	0	0
<b>Bantam Girls 1D</b>						
	Royal West Academy	8	8	0	0	16
	The Study	8	5	2	1	11
	Sacred Heart School of Montreal	8	3	3	2	8
	Trafalgar School	8	2	5	1	5

	St Georges High School	8	0	8	0	0
<b>Bantam Boys 1A</b>						
	Emmanuel Christian School	8	8	0	0	16
	West Island College	8	6	2	0	12
	John Rennie High School	8	4	4	0	8
	Pierrefonds Comp. High School	8	2	6	0	4
	Westwood High School	8	0	8	0	0
<b>Bantam Boys 1B</b>						
	St Thomas High School	6	6	0	0	12
	Centennial Academy	6	3	3	0	6
	Rosemount High School	6	2	4	0	4
	St Georges High School	6	1	5	0	2
<b>Bantam Boys 1C</b>						
	Westmount High School	8	7	0	1	15
	LaurenHill Academy	8	6	1	1	13
	Lower Canada College	8	4	4	0	8
	Royal West Academy	8	2	6	0	4
	Marymount Academy	8	0	8	0	0



# \*\*\*Outdoor Track and Field Boys Championship Meet\*\*\*

Thursday, May 15th, 2008

GMAA

05/15/2008 - 05/15/2008

## Meet Scores

---

MALE TEAM Age Group 11 - 13		
1	PIERREFONDS COMP HS	PCHS 52.000
2	ROYAL WEST ACADEMY	ROY 40.500
3	HOWARD S BILLINGS HS	HSB 30.000
4	VINCENT MASSEY COLL	VMC 28.000
5	ROSEMOUNT HS	RHS 25.000
6	ST THOMAS HS	STT 18.000
6	WEST ISLAND COLLEGE	WIC 18.000
6	LOYOLA HIGH SCHOOL	LOY 18.000
9	KUPER ACADEMY	KUP 16.000
10	RIVERDALE HS	RIV 14.000
11	WESTWOOD HS	WWHS 13.000
12	LOWER CANADA COLLEGE	LCC 12.000
13	LINDSAY PLACE HS	LPHS 11.000
14	BEURLING ACADEMY	BA 10.500
15	JOHN F KENNEDY HS	JFK 3.000
15	ST GEORGE'S SCHOOL	STG 3.000
17	BEACONSFIELD HS	BHS 1.000
17	JOHN RENNIE HS	JRHS 1.000
MALE TEAM Age Group 14 - 15		
1	WESTWOOD HS	WWHS 60.000
2	LOYOLA HIGH SCHOOL	LOY 51.000
3	LASALLE COMMUNITY HS	LCHS 32.000
4	ROYAL WEST ACADEMY	ROY 31.000
5	PIERREFONDS COMP HS	PCHS 28.000
6	RIVERDALE HS	RIV 18.000
7	ROSEMOUNT HS	RHS 17.000
8	VINCENT MASSEY COLL	VMC 13.000
8	ST THOMAS HS	STT 13.000
8	LINDSAY PLACE HS	LPHS 13.000
8	WEST ISLAND COLLEGE	WIC 13.000
12	LAKESIDE ACADEMY	LA 11.000
12	HOWARD S BILLINGS HS	HSB 11.000
14	BEACONSFIELD HS	BHS 8.000
14	KUPER ACADEMY	KUP 8.000
16	LAURIER MACDONALD HS	LMAC 6.000

17	BEURLING ACADEMY	BA	4.000
17	LOWER CANADA COLLEGE	LCC	4.000
17	JOHN F KENNEDY HS	JFK	4.000
20	ROYAL VALE HS	RVAL	1.000

#### MALE TEAM Age Group 16 - 18

1	PIERREFONDS COMP HS	PCHS	69.000
2	VINCENT MASSEY COLL	VMC	41.000
3	LINDSAY PLACE HS	LPHS	40.000
4	LAURIER MACDONALD HS	LMAC	34.000
5	ROYAL WEST ACADEMY	ROY	27.000
6	WEST ISLAND COLLEGE	WIC	26.000
7	HOWARD S BILLINGS HS	HSB	24.000
8	WESTWOOD HS	WWHS	17.000
9	EMMANUEL CHRISTIAN	EMCS	16.000
10	LAKESIDE ACADEMY	LA	12.000
10	BEURLING ACADEMY	BA	12.000
10	LASALLE COMMUNITY HS	LCHS	12.000
13	JOHN F KENNEDY HS	JFK	11.000
14	BEACONSFIELD HS	BHS	6.000
15	LOWER CANADA COLLEGE	LCC	5.000
16	KUPER ACADEMY	KUP	4.000
17	ST THOMAS HS	STT	3.000
18	LESTER B PEARSON HS	LBP	2.000
18	SELWYN HOUSE SCHOOL	SELW	2.000

#### MALE INDIVIDUAL Age Group 11 - 13

1	BUCCI, MICHAEL	PIERREFONDS COMP HS	22.000
2	YOUNG, FRANCIS	ROSEMOUNT HS	21.000
3	REDGUARD, LUKAS	HOWARD S BILLINGS HS	16.000
4	DEMERS, LOUIS ERIK	ROYAL WEST ACADEMY	14.000
4	GILLIS, TYLER	RIVERDALE HS	14.000
6	RODRIGUES, BRANDON	VINCENT MASSEY COLL	13.000
7	KRAIMES, ALEX	WESTWOOD HS	11.000
8	FELLNER, JESSE	WEST ISLAND COLLEGE	10.000
9	DOHERTY, RYAN	HOWARD S BILLINGS HS	9.000
10	MIGUEL, PAULO	ROYAL WEST ACADEMY	8.500
11	SIGLER, GREG	LOWER CANADA COLLEGE	8.000
11	FULCRO, KRISTOPHER	PIERREFONDS COMP HS	8.000
13	JOCKS, JOSEPH	LOYOLA HIGH SCHOOL	7.000
13	GRANT, TREYVON	BEURLING ACADEMY	7.000
13	KING, MATTHEW	ROYAL WEST ACADEMY	7.000
16	RICCIO, CHRISTOPHER	VINCENT MASSEY COLL	6.000
17	BURRELL, CULLEN	HOWARD S BILLINGS HS	5.000
17	KHAN, FARHAD	PIERREFONDS COMP HS	5.000
17	LONE, DANIEL	ROYAL WEST ACADEMY	5.000
17	GILMORE, GREG	KUPER ACADEMY	5.000
21	JOHN PULLE, JUSTIN	ST THOMAS HS	4.000

21	KASTNER, COREY	WEST ISLAND COLLEGE	4.000
21	MIKELBERG, JESSE	LOWER CANADA COLLEGE	4.000
21	KOHAAL, JAI	KUPER ACADEMY	4.000
21	BALDASSARRE, MATHIEU	ROSEMOUNT HS	4.000
21	SYKES, ZACHARY	LINDSAY PLACE HS	4.000
21	KOGAN, MATTHEW	WEST ISLAND COLLEGE	4.000
28	KANTAWALA, MAULIK	LINDSAY PLACE HS	3.000
28	LAYNE, SHAQUAAN	JOHN F KENNEDY HS	3.000
28	KINNEAR, JUSTIN	ST THOMAS HS	3.000
28	WARD, JOSH	ST GEORGE'S SCHOOL	3.000
28	XIE, KEVIN	ST THOMAS HS	3.000
28	ROSSI, NICK	LOYOLA HIGH SCHOOL	3.000
28	SCHMIDT, ELDON	LINDSAY PLACE HS	3.000
35	LEE-MARCHAND, RICHARD	ST THOMAS HS	2.000
35	KOVALCHUCK, WILLIAM	LOYOLA HIGH SCHOOL	2.000
35	BISSANNETTE, ALEXANDRE	PIERREFONDS COMP HS	2.000
35	SINAGRA, ADAM	BEURLING ACADEMY	2.000
35	ETTALEB, HARNZA	ST THOMAS HS	2.000
35	ODA-GALLAGER, JOHN	KUPER ACADEMY	2.000
41	DELARONDE, DAKOTA	BEURLING ACADEMY	1.500
42	ROSSI, MARCO	PIERREFONDS COMP HS	1.000
42	WILLS, TANNER	KUPER ACADEMY	1.000
42	MORGAN-CAVALLARO, ROSSANO	BEACONSFIELD HS	1.000
42	HASTINGS, JAY	WESTWOOD HS	1.000
42	MCLEVY, SHAYNE	JOHN RENNIE HS	1.000
42	GRIZENKO-VIDO, MICHAEL	ROYAL WEST ACADEMY	1.000
<b>MALE INDIVIDUAL Age Group 14 - 15</b>			
1	BRUNETTA, JOSEPH	LASALLE COMMUNITY HS	28.000
2	VONRORETZ, TIM	ROYAL WEST ACADEMY	20.000
3	BIRO, DANIEL	RIVERDALE HS	17.000
3	CLYKE, KENNETH	ROSEMOUNT HS	17.000
5	ROBERTSON, COLEMAN	WESTWOOD HS	12.000
6	SADOWY, JUSTIN	WESTWOOD HS	11.000
6	ALLEYNE, KAREEM	LAKESIDE ACADEMY	11.000
8	FUSARO, CHRIS	LOYOLA HIGH SCHOOL	10.000
9	PANETTA, JORDAN	LOYOLA HIGH SCHOOL	9.000
10	HARVEY, SCOTT	LINDSAY PLACE HS	8.000
10	BAGSHAW, JAMES	PIERREFONDS COMP HS	8.000
10	HINTERMUELLER, DEVIN	BEACONSFIELD HS	8.000
13	MCPHADDEN, CAMERON	WESTWOOD HS	7.000
13	LAW-SMITH, JAMIE	ROYAL WEST ACADEMY	7.000
13	KITCHING, LUKE	WESTWOOD HS	7.000
13	MACKENZIE, TRISTAN	LOYOLA HIGH SCHOOL	7.000
17	GATTO, JOSEPH	LAURIER MACDONALD HS	6.000
18	SIMITSAKOS, CHRISTOS	LOYOLA HIGH SCHOOL	5.000
18	CARONE, DANIEL	VINCENT MASSEY COLL	5.000

18 ABRAHAM, JOHN	LOYOLA HIGH SCHOOL	5.000
18 RILEY, TYRONE	LINDSAY PLACE HS	5.000
18 SOUCY, MICHAEL	PIERREFONDS COMP HS	5.000
18 OLIVENSTEIN, ARTHUR	WESTWOOD HS	5.000
18 LUCCA, FABIO	VINCENT MASSEY COLL	5.000
18 ROY, CAMERON	ST THOMAS HS	5.000
26 WOO, GARRETT	LASALLE COMMUNITY HS	4.000
26 GUIDA-MADRUGA, DAVID	LOYOLA HIGH SCHOOL	4.000
26 BLUMENTHOL, AAROM	WEST ISLAND COLLEGE	4.000
26 MARTINO, MARCO	JOHN F KENNEDY HS	4.000
26 LEDOUX, ANDREW	HOWARD S BILLINGS HS	4.000
26 FRANK, GREG	WEST ISLAND COLLEGE	4.000
26 DIGIORGIO, NICK	LOWER CANADA COLLEGE	4.000
26 UMSTADT, FRED	HOWARD S BILLINGS HS	4.000
26 PALMER, CHRISTIAN	ROYAL WEST ACADEMY	4.000
35 DEDES, ANTHONY	WEST ISLAND COLLEGE	3.000
35 INUKPUK, DAVIDEE	LOYOLA HIGH SCHOOL	3.000
35 BARILLAN, MARK	HOWARD S BILLINGS HS	3.000
35 DURRANI, MONEEB	PIERREFONDS COMP HS	3.000
35 LAPOINTE, KIRK	WESTWOOD HS	3.000
40 RAGULAN, RATHIES	PIERREFONDS COMP HS	2.000
40 ROSSI, ANTHONY	PIERREFONDS COMP HS	2.000
40 CAVER, WES	KUPER ACADEMY	2.000
40 LIBERA, DAVID	ST THOMAS HS	2.000
40 MATZIORINIS, PHILIPPE	WEST ISLAND COLLEGE	2.000
40 SCULLION, LUCAS	ST THOMAS HS	2.000
40 BARTLETT, JOE	KUPER ACADEMY	2.000
47 KARKAVILAS, GEORGE	BEURLING ACADEMY	1.000
47 GABRIELLI, ANGELO	VINCENT MASSEY COLL	1.000
47 FORD, DAMEON	RIVERDALE HS	1.000
47 LATCHEM, NOAH	WESTWOOD HS	1.000

**MALE INDIVIDUAL Age Group 16 - 18**

1 PRIESS, ANDREW	VINCENT MASSEY COLL	27.000
2 STEINBRENNER, ALEXANDER	ROYAL WEST ACADEMY	26.000
3 GREENRIDGE, JAMEEL	LINDSAY PLACE HS	25.000
4 PEARSALL, BENJAMIN	EMMANUEL CHRISTIAN	14.000
4 TAYLOR, COLIN	PIERREFONDS COMP HS	14.000
6 LESIUK, TARAS	PIERREFONDS COMP HS	13.000
6 LITTLE, ALEX	WEST ISLAND COLLEGE	13.000
8 MIGNACCA, PETER	LAURIER MACDONALD HS	12.000
8 NORZIL, MATTHEW	LAKESIDE ACADEMY	12.000
10 MCALEAR, RICHARD	PIERREFONDS COMP HS	11.000
10 ALARIE, STEPHEN	LINDSAY PLACE HS	11.000
10 RACICNE, ROBERT	JOHN F KENNEDY HS	11.000
13 SHANAHAN, KEVIN	WESTWOOD HS	9.000
13 BURRELL, TANNER	HOWARD S BILLINGS HS	9.000

15 HOGAN, GORDON	PIERREFONDS COMP HS	8.000
15 DADE, NICHOLAS	HOWARD S BILLINGS HS	8.000
15 DONALDSON, NICK	WEST ISLAND COLLEGE	8.000
18 MAXWELL, KADEEM	BEURLING ACADEMY	7.000
19 GROSSER, MIRCO	LAURIER MACDONALD HS	6.000
20 NADEAU, NICHOLAS	BEURLING ACADEMY	5.000
20 PERRY, RASHAWN	LASALLE COMMUNITY HS	5.000
20 SANTANA, KYLE	LASALLE COMMUNITY HS	5.000
20 SCHOPPE, MICHAEL	LAURIER MACDONALD HS	5.000
24 RUPCIK, MATTHEW	HOWARD S BILLINGS HS	4.000
24 KIKESSIS, CHRIS	WEST ISLAND COLLEGE	4.000
24 ACCOLO, ANTONIO	PIERREFONDS COMP HS	4.000
24 RODRIGUES, JEREMY	VINCENT MASSEY COLL	4.000
24 TAIT, JAMIE	LOWER CANADA COLLEGE	4.000
24 HUSSEIN, OMAR	BEACONSFIELD HS	4.000
24 IANNACIO, MICHAEL	PIERREFONDS COMP HS	4.000
31 MALYNOWSKI, MAXYM	WESTWOOD HS	3.000
31 SPOUR, BRIAN	ST THOMAS HS	3.000
31 KARLS, SPENCER	KUPER ACADEMY	3.000
34 HOLMES, DEXTER	LASALLE COMMUNITY HS	2.000
34 MIRIELLO, MASSIMO	VINCENT MASSEY COLL	2.000
34 DODARO, BRUNO	VINCENT MASSEY COLL	2.000
34 BURROWES, JORDAN	BEACONSFIELD HS	2.000
38 BOURASSA, FRED	WEST ISLAND COLLEGE	1.000
38 DIVALERIO, KEVIN	LESTER B PEARSON HS	1.000
38 REDMOND, MATTHEW	PIERREFONDS COMP HS	1.000
38 BRAE, PHILLIP	HOWARD S BILLINGS HS	1.000
38 CLEMENT, DERICK	LESTER B PEARSON HS	1.000
38 COULSON, RYAN	HOWARD S BILLINGS HS	1.000
38 DIABO, CHRIS	HOWARD S BILLINGS HS	1.000
38 ZWANENBURG, PHILIP	ROYAL WEST ACADEMY	1.000
38 BATORY=BERNERDIN, WILL	LOWER CANADA COLLEGE	1.000
38 DIB, FREDERIC	LAURIER MACDONALD HS	1.000

---

<a href="#">Ev# 1 BOYS 11-13 100m Dash</a>	BOYS 11-13 100m Dash	<a href="#">Ev# 2 BOYS 11-13 200m Run</a>	BOYS 11-13 200m Run
<a href="#">Ev# 3 BOYS 11-13 400m Run</a>	BOYS 11-13 400m Run	<a href="#">Ev# 4 BOYS 11-13 800m Run</a>	BOYS 11-13 800m Run
<a href="#">Ev# 5 BOYS 11-13 1500m Run</a>	BOYS 11-13 1500m Run	<a href="#">Ev# 6 BOYS 11-13 80m Hurdles</a>	BOYS 11-13 80m Hurdles
<a href="#">Ev# 7 BOYS 11-13 4x100m Relay</a>	BOYS 11-13 4x100m Relay	<a href="#">Ev# 8 BOYS 11-13 4x400m Relay</a>	BOYS 11-13 4x400m Relay
<a href="#">Ev# 9 BOYS 11-13 High Jump</a>	BOYS 11-13 High Jump	<a href="#">Ev# 10 BOYS 11-13 Pole Vault</a>	BOYS 11-13 Pole Vault
<a href="#">Ev# 11 BOYS 11-13 Long Jump</a>	BOYS 11-13 Long Jump	<a href="#">Ev# 12 BOYS 11-13 Triple Jump</a>	BOYS 11-13 Triple Jump
<a href="#">Ev# 13 BOYS 11-13 Shot Put</a>	BOYS 11-13 Shot Put	<a href="#">Ev# 14 BOYS 11-13 Discus Throw</a>	BOYS 11-13 Discus Throw
<a href="#">Ev# 15 BOYS 11-13 Javelin Throw</a>	BOYS 11-13 Javelin Throw	<a href="#">Ev# 16 BOYS 14-15 100m Dash</a>	BOYS 14-15 100m Dash
<a href="#">Ev# 17 BOYS 14-15 200m Run</a>	BOYS 14-15 200m Run	<a href="#">Ev# 18 BOYS 14-15 400m Run</a>	BOYS 14-15 400m Run
<a href="#">Ev# 19 BOYS 14-15 800m Run</a>	BOYS 14-15 800m Run	<a href="#">Ev# 20 BOYS 14-15 1500m Run</a>	BOYS 14-15 1500m Run
<a href="#">Ev# 21 BOYS 14-15 3000m Run</a>	BOYS 14-15 3000m Run	<a href="#">Ev# 22 BOYS 14-15 100m Hurdles</a>	BOYS 14-15 100m Hurdles
<a href="#">Ev# 23 BOYS 14-15 400m Hurdles</a>	BOYS 14-15 400m Hurdles	<a href="#">Ev# 24 BOYS 14-15 4x100m Relay</a>	BOYS 14-15 4x100m Relay
<a href="#">Ev# 25 BOYS 14-15 4x400m Relay</a>	BOYS 14-15 4x400m Relay	<a href="#">Ev# 26 BOYS 14-15 High Jump</a>	BOYS 14-15 High Jump
<a href="#">Ev# 27 BOYS 14-15 Pole Vault</a>	BOYS 14-15 Pole Vault	<a href="#">Ev# 28 BOYS 14-15 Long Jump</a>	BOYS 14-15 Long Jump
<a href="#">Ev# 29 BOYS 14-15 Triple Jump</a>	BOYS 14-15 Triple Jump	<a href="#">Ev# 30 BOYS 14-15 Shot Put</a>	BOYS 14-15 Shot Put
<a href="#">Ev# 31 BOYS 14-15 Discus Throw</a>	BOYS 14-15 Discus Throw	<a href="#">Ev# 32 GIRLS 14-15 Javelin Throw</a>	GIRLS 14-15 Javelin Throw
<a href="#">Ev# 33 BOYS 16-18 100m Dash</a>	BOYS 16-18 100m Dash	<a href="#">Ev# 34 BOYS 16-18 200m Run</a>	BOYS 16-18 200m Run
<a href="#">Ev# 35 BOYS 16-18 400m Run</a>	BOYS 16-18 400m Run	<a href="#">Ev# 36 BOYS 16-18 800m Run</a>	BOYS 16-18 800m Run
<a href="#">Ev# 37 BOYS 16-18 1500m Run</a>	BOYS 16-18 1500m Run	<a href="#">Ev# 38 BOYS 16-18 3000m Run</a>	BOYS 16-18 3000m Run
<a href="#">Ev# 39 BOYS 16-18 110m Hurdles</a>	BOYS 16-18 110m Hurdles	<a href="#">Ev# 40 BOYS 16-18 400m Hurdles</a>	BOYS 16-18 400m Hurdles
<a href="#">Ev# 41 BOYS 16-18 4x100m Relay</a>	BOYS 16-18 4x100m Relay	<a href="#">Ev# 42 BOYS 16-18 4x400m Relay</a>	BOYS 16-18 4x400m Relay
<a href="#">Ev# 43 BOYS 16-18 High Jump</a>	BOYS 16-18 High Jump	<a href="#">Ev# 44 BOYS 16-18 Pole Vault</a>	BOYS 16-18 Pole Vault
<a href="#">Ev# 45 BOYS 16-18 Long Jump</a>	BOYS 16-18 Long Jump	<a href="#">Ev# 46 BOYS 16-18 Triple Jump</a>	BOYS 16-18 Triple Jump

[\[Top of Page\]](#) [\[Event List\]](#)

---

### Event 1 BOYS 11-13 100m Dash

#### FINALS

11.68	1	Young, Francis	13	RHS
12.44	2	Grant, Treyvon	13	BA
12.45	3	Bucci, Michael	13	PCHS
12.46	4	Rodrigues, Brandon	13	VMC
12.82	5	Gilmore, Greg	12	KUP
12.99	6	Rossi, Marco	13	PCHS
13.07	7	Kateb, Mark-Anthony	12	PCHS
13.68	8	Rossi, Nick	12	LOY

[\[Top of Page\]](#) [\[Event List\]](#)

---

### Event 2 BOYS 11-13 200m Run

#### FINALS

23.70	1	Young, Francis	13	RHS
24.92	2	Rodrigues, Brandon	13	VMC
24.95	3	Bucci, Michael	13	PCHS
26.74	4	Gilmore, Greg	12	KUP
26.93	5	Bissannette, Alexandre	13	PCHS

[\[Top of Page\]](#) [\[Event List\]](#)

---

### Event 3 BOYS 11-13 400m Run

56.91	1	Young, Francis	13	RHS
59.76	2	Rodrigues, Brandon	13	VMC
1:00.19	3	Gillis, Tyler	13	RIV
1:02.09	4	Fulcro, Kristopher	12	PCHS
1:04.63	5	Lee-Marchand, Richard	13	STT
1:05.01	6	Grizenko-Vido, Michael	13	ROY
1:05.04	7	Monge, Fabrizio	13	JFK
	7	Falgiani, Anthony	12	RVAL

1:05.04	9	Kantawala, Maulik	13	LPHS
1:06.12	10	Riccio, Christopher	13	VMC
1:06.22	11	Kinnear, Justin	13	STT
1:06.23	12	Kovalchuck, William	12	LOY
1:06.26	13	Snyder, Dan	13	KUP
1:08.61	14	Larouche, Bing	13	JRHS
1:10.24				

[\[Top of Page\]](#) [\[Event List\]](#)

---

**Event 4 BOYS 11-13 800m Run**

2:20.23	1	Demers, Louis Erik	13	ROY
	2	Gillis, Tyler	13	RIV
2:21.44	3	Doherty, Ryan	13	HSB
2:26.70	4	Ward, Josh	13	STG
2:33.72	5	Kinnear, Justin	13	STT
2:35.29	6	McLevy, Shayne	13	JRHS
2:35.65	7	Digiorgio, Dean	13	LCC
2:35.87	8	Yatrou, Max	13	ROY
2:36.00	9	Sinagra, Adam	12	BA
2:36.18	10	Sykes, Zachary	12	LPHS
2:36.85	11	Inukpuk, Joe	12	LPHS
2:37.34	12	Lone, Daniel	13	ROY
2:37.43	13	Ferreira, Jonathan	13	PCHS
2:37.68	14	Maisonneuve, Corey	13	WWHS
2:40.26	15	Ettaleb, Harnza	13	STT
2:41.11				

[\[Top of Page\]](#) [\[Event List\]](#)

---

**Event 5 BOYS 11-13 1500m Run**

4:46.00	1	Demers, Louis Erik	13	ROY
	2	Doherty, Ryan	13	HSB
5:02.00	3	Sykes, Zachary	12	LPHS
5:14.00	4	Lone, Daniel	13	ROY
5:16.00	5	Ettaleb, Harnza	13	STT

5:18.00	6	Hastings, Jay	12	WWHS
5:24.00	7	Maisonneuve, Corey	13	WWHS
5:29.00	8	Ferreira, Jonathan	13	PCHS
5:30.00	9	McLevy, Shayne	13	JRHS
5:33.00	10	Delaronde, Dakota	12	BA
5:46.00		Digiorgio, Dean	13	LCC
DNF				

[\[Top of Page\]](#) [\[Event List\]](#)

---

**Event 6 BOYS 11-13 80m Hurdles**

**FINALS**

	1	Miguel, Paulo	12	ROY
13.55	2	Khan, Farhad	13	PCHS
13.59	3	Riccio, Christopher	13	VMC
14.08	4	Rossi, Nick	12	LOY
14.36	5	Kovalchuck, William	12	LOY
14.43	6	Wills, Tanner	13	KUP
15.14				

[\[Top of Page\]](#) [\[Event List\]](#)

---

**Event 7 BOYS 11-13 4x100m Relay**

	1	Pierrefonds Comp HS A		PCHS
51.04	2	Vincent Massey Coll A		VMC
54.92	3	St Thomas HS A		STT
54.99	4	Loyola High School A		LOY
55.10	5	Kuper Academy A		KUP
55.31	6	Lindsay Place HS A		LPHS
55.56	7	Beurling Academy A		BA
57.66	8	John F Kennedy HS A		JFK
57.83	9	Westwood HS A		WWHS
59.98	10	Royal Vale HS A		RVAL
1:00.13				

[\[Top of Page\]](#) [\[Event List\]](#)

---

**Event 8 BOYS 11-13 4x400m Relay**



4:19.50	1	Pierrefonds Comp HS A	PCHS
4:31.19	2	Royal West Academy A	ROY
4:36.10	3	Vincent Massey Coll A	VMC
4:46.55	4	Loyola High School A	LOY
4:49.21	5	Kuper Academy A	KUP
4:56.33	6	Westwood HS A	WWHS
4:56.86	7	Lindsay Place HS A	LPHS
5:03.06	8	Beurling Academy A	BA
5:07.87	9	Selwyn House School A	SELW

[\[Top of Page\]](#) [\[Event List\]](#)

---

#### Event 9 BOYS 11-13 High Jump

1.48m	1	Kraimes, Alex	13	WWHS
1.48m	2	Gillis, Tyler	13	RIV
1.45m	3	Kastner, Corey	13	WIC
1.40m	4	Kantawala, Maulik	13	LPHS
1.40m	5	Delaronde, Dakota	12	BA
1.40m	5	Miguel, Paulo	12	ROY
1.35m	7	Sinagra, Adam	12	BA
1.35m	8	Jocks, Joseph	12	LOY
1.35m	9	Pierre, Abdul	13	LPHS
1.35m	10	Digirolamo, Alessandro	13	LOY
1.30m	11	Taddio, John	13	KUP
1.30m	12	Grizenko-Vido, Michael	13	ROY
1.30m	13	Alfred, Glenn	13	RIV

[\[Top of Page\]](#) [\[Event List\]](#)

---

#### Event 10 BOYS 11-13 Pole Vault

1.50m	1	Jocks, Joseph	12	LOY
-------	---	---------------	----	-----

[\[Top of Page\]](#) [\[Event List\]](#)

---

#### Event 11 BOYS 11-13 Long Jump

5.04m	1	Bucci, Michael	13	PCHS
4.86m	2	Fulcro, Kristopher	12	PCHS
4.78m	3	Johnpulle, Justin	13	STT
4.68m	4	Layne, Shaquaan	13	JFK
4.61m	5	Grant, Treyvon	13	BA
4.58m	6	Kraimes, Alex	13	WWHS
4.57m	7	Mikelberg, Jesse	13	LCC
4.47m	8	Baldassarre, Mathieu	13	RHS
4.31m	9	Burrell, Cullen	13	HSB
4.18m	10	Grizenko-Vido, Michael	13	ROY
4.14m	11	Kinnear, Justin	13	STT
4.14m	12	Digirolamo, Alessandro	13	LOY
4.02m	13	Snyder, Dan	13	KUP
3.80m	14	Louris, Nicholas	12	RVAL
3.70m	15	Vezina, Justin	13	SELW

[\[Top of Page\]](#) [\[Event List\]](#)

---

**Event 12 BOYS 11-13 Triple Jump**

9.92m	1	King, Matthew	13	ROY
9.73m	2	Burrell, Cullen	13	HSB
9.58m	3	Mikelberg, Jesse	13	LCC
9.30m	4	Kraimes, Alex	13	WWHS
9.03m	5	Lone, Daniel	13	ROY
8.84m	6	Sinagra, Adam	12	BA
8.33m	7	Gilmore, Greg	12	KUP
8.14m	8	Delaronde, Dakota	12	BA
7.93m	9	Grant, Treyvon	13	BA
7.72m	10	Jocks, Joseph	12	LOY
7.56m	11	Karinanayake, Dinith	13	PCHS
7.52m	12	Frosst, Rajan	13	KUP
7.35m	13	Fry, Sean	13	LOY
6.74m	14	Lowe, Adam	13	WWHS

---

Event 13 BOYS 11-13 Shot Put

10.50m	1	Redguard, Lukas	13	HSB
9.58m	2	Fellner, Jesse	12	WIC
9.56m	3	Kohaal, Jai	13	KUP
9.28m	4	Schmidt, Eldon	13	LPHS
9.01m	5	Oda-Gallager, John	13	KUP
8.93m	6	Sinagra, Adam	12	BA
8.59m	7	Kogan, Matthew	13	WIC
8.36m	8	Digiorgio, Dean	13	LCC
7.60m	9	Xie, Kevin	12	STT
7.22m	10	Pierre, Abdul	13	LPHS
6.86m	11	Vezina, Justin	13	SELW

---

Event 14 BOYS 11-13 Discus Throw

28.41m	1	Redguard, Lukas	13	HSB
26.76m	2	Fellner, Jesse	12	WIC
24.19m	3	Kogan, Matthew	13	WIC
22.85m	4	Sigler, Greg	13	LCC
22.79m	5	Riccio, Christopher	13	VMC
22.78m	6	Kinnear, Justin	13	STT
22.41m	7	Paquette, Eric	12	JRHS
22.07m	8	Burrell, Cullen	13	HSB
19.60m	9	Baldassarre, Mathieu	13	RHS
19.59m	10	Nadon, Eric	12	JRHS
15.35m	11	Digirolamo, Justin	12	STG
14.37m	12	Bernicky, James	13	STT

---

Event 15 BOYS 11-13 Javelin Throw

1	Bucci, Michael	13	PCHS
34.15m			
2	Sigler, Greg	13	LCC
29.65m			
3	Baldassarre, Mathieu	13	RHS
28.92m			
4	Xie, Kevin	12	STT
26.54m			
5	Redguard, Lukas	13	HSB
25.02m			
6	Morgan-Cavallaro, Rossano	13	BHS
24.18m			
7	Cartwright, Bruce	13	HSB
23.15m			
8	Lee-Marchand, Richard	13	STT
21.60m			
9	Wills, Tanner	13	KUP
19.00m			
10	St Onge, Alexandre	13	RHS
18.44m			
11	Kogan, Matthew	13	WIC
17.83m			
12	Digirolamo, Justin	12	STG
13.95m			
	Morgan-Cavallaro, Tomaso	13	BHS
NM			

[\[Top of Page\]](#) [\[Event List\]](#)

---

Event 16 BOYS 14-15 100m Dash

FINALS

1	Biro, Daniel	14	RIV
12.18			
2	Carone, Daniel	15	VMC
12.19			
3	Abraham, John	14	LOY
12.34			
4	Sadowy, Justin	14	WWHS
12.37			
5	Caver, Wes	15	KUP
12.39			
6	Vonroretz, Tim	15	ROY
12.49			
7	Ragulan, Rathies	15	PCHS
12.72			
8	Ledoux, Andrew	15	HSB
12.74			

[\[Top of Page\]](#) [\[Event List\]](#)

---

Event 17 BOYS 14-15 200m Run

FINALS

1	Clyke, Kenneth	14	RHS
25.10			
2	Alleyne, Kareem	14	LA
25.53			
3	Ledoux, Andrew	15	HSB
25.68			
4	Hintermueller, Devin	15	BHS

25.90			
5	Palmer, Christian	15	ROY
26.36			
6	Ragulan, Rathies	15	PCHS
26.42			

[\[Top of Page\]](#) [\[Event List\]](#)

---

Event 18 BOYS 14-15 400m Run

	1	Brunetta, Joseph	14	LCHS
55.01				
	2	Gatto, Joseph	15	LMAC
58.04				
	3	Vonroretz, Tim	15	ROY
58.78				
	4	Clyke, Kenneth	14	RHS
58.98				
	5	Libera, David	14	STT
1:00.32				
	6	Alleyne, Kareem	14	LA
1:00.47				
	7	Brochu, Noel	15	HSB
1:01.42				
	8	Matziorinis, Philippe	15	WIC
1:01.44				
	9	Kitching, Luke	14	WWHS
1:01.60				
	10	Umstadt, Fred	15	HSB
1:03.22				
	11	Morneault, Eric	15	WWHS
1:04.46				
	12	Arceiro, Eric	14	LOY
1:06.25				
	13	Del Rossi, Daniel	14	BA
1:08.02				

[\[Top of Page\]](#) [\[Event List\]](#)

---

Event 19 BOYS 14-15 800m Run

	1	Kitching, Luke	14	WWHS
2:18.75				
	2	Roy, Cameron	14	STT
2:21.30				
	3	Umstadt, Fred	15	HSB
2:23.99				
	4	Durrani, Moneeb	14	PCHS
2:25.92				
	5	Matziorinis, Philippe	15	WIC
2:28.50				
	6	Abraham, John	14	LOY
2:33.89				
	7	Trudel, Eric	15	JRHS
2:35.70				
	8	Bains, Amitpaul	15	RIV
2:38.16				
	9	Donovan, Adamo	15	RVAL
2:39.62				
	10	Inukpuk, Davidee	15	LOY
2:57.38				

---

Event 20 BOYS 14-15 1500m Run

1	Robertson, Coleman	15	WWHS
4:45.76			
2	Bagshaw, James	15	PCHS
4:48.32			
3	Harvey, Scott	15	LPHS
4:57.85			
4	Digiorgio, Nick	15	LCC
4:59.99			
5	Olivenstein, Arthur	14	WWHS
5:05.02			
6	Gatto, Joseph	15	LMAC
5:06.87			
7	Inukpuk, Davidee	15	LOY
5:09.08			
8	Roy, Cameron	14	STT
5:11.26			
9	Lamont, John	14	SELW
5:15.95			
10	Dawson, Bjorn	15	SELW
5:19.30			
11	Carata, Paul	14	VMC
5:29.78			
12	Donovan, Adamo	15	RVAL
5:37.66			
13	Long, Connor	15	KUP
6:26.14			
	Chaput, Cameron	14	LCHS
DNF			

---

Event 21 BOYS 14-15 3000m Run

1	McPhadden, Cameron	14	WWHS
10:28.58			
2	Robertson, Coleman	15	WWHS
10:32.04			
3	Harvey, Scott	15	LPHS
10:41.18			
4	Inukpuk, Davidee	15	LOY
10:52.67			
5	Scullion, Lucas	15	STT
10:52.92			
6	Digiorgio, Nick	15	LCC
11:08.68			
7	Donovan, Adamo	15	RVAL
11:50.03			
8	Lamont, John	14	SELW
12:00.86			
9	Law-Smith, Jamie	15	ROY
12:13.32			
10	Chaput, Cameron	14	LCHS
13:19.96			
11	Gomez, Jordan	14	LCHS
14:33.95			
	Morneault, Eric	15	WWHS
DNF			

---

Event 22 BOYS 14-15 100m Hurdles

FINALS

16.04	1	Biro, Daniel	14	RIV
	2	Lucca, Fabio	15	VMC
16.28	3	Sadowy, Justin	14	WWHS
16.34	4	Bagshaw, James	15	PCHS
16.39	5	Hintermueller, Devin	15	BHS
16.81	6	Vonroretz, Tim	15	ROY
20.61				

---

Event 23 BOYS 14-15 400m Hurdles

1:07.48	1	Vonroretz, Tim	15	ROY
	2	Fusaro, Chris	14	LOY
1:10.46	3	Law-Smith, Jamie	15	ROY
1:12.16	4	Olivenstein, Arthur	14	WWHS
1:15.91	5	Bartlett, Joe	14	KUP
1:16.54	6	Latchem, Noah	14	WWHS
1:19.99	7	Pappadia, Alessandro	14	LOY
1:20.86	8	Poirier, Mathieu	14	BHS
1:24.40	9	Weber, Paul	14	WWHS
1:26.25	10	Hiscock, Michael	14	LOY
1:41.88				

---

Event 24 BOYS 14-15 4x100m Relay

51.52	1	Westwood HS A	WWHS
	2	Loyola High School A	LOY
51.79	3	St Thomas HS A	STT
52.58	4	Pierrefonds Comp HS A	PCHS
53.72	5	Beurling Academy A	BA
54.36	6	Royal Vale HS A	RVAL
1:03.82		Lasalle Community HS A	LCHS

DQ Kuper Academy A KUP  
DQ

[\[Top of Page\]](#) [\[Event List\]](#)

---

Event 25 BOYS 14-15 4x400m Relay

1	Westwood HS A	WWHS	
4:05.60	2	Pierrefonds Comp HS A	PCHS
4:14.29	3	Kuper Academy A	KUP
4:18.92	4	Loyola High School A	LOY
4:25.82	5	Vincent Massey Coll A	VMC
4:43.90	6	Beurling Academy A	BA
4:57.43			

[\[Top of Page\]](#) [\[Event List\]](#)

---

Event 26 BOYS 14-15 High Jump

1	Brunetta, Joseph	14	LCHS	
1.80m	2	Riley, Tyrone	14	LPHS
1.70m	3	Blumenthol, Aarom	14	WIC
1.70m	4	Dedes, Anthony	14	WIC
1.55m	5	Biro, Daniel	14	RIV
1.50m	6	Ford, Dameon	15	RIV
1.50m	7	Trocchia, Robert	14	LOY
1.50m	8	Lucca, Fabio	15	VMC
1.40m	8	McPhadden, Cameron	14	WWHS
1.40m	10	Perlman, Mark	15	SELW
1.35m	10	Son, Hyun-Uk	15	LOY
1.35m	10	Joyal, Nathan	14	WWHS
1.35m		Matziorinis, Philippe	15	WIC
NM				

[\[Top of Page\]](#) [\[Event List\]](#)

---

Event 27 BOYS 14-15 Pole Vault

1	Panetta, Jordan	14	LOY	
2.20m	2	Fusaro, Chris	14	LOY
2.00m	3	Guida-Madruga, David	15	LOY



1.60m

[\[Top of Page\]](#) [\[Event List\]](#)

---

**Event 28 BOYS 14-15 Long Jump**

1	Clyke, Kenneth	14	RHS	
5.37m	2	Alleyne, Kareem	14	LA
5.28m	3	Frank, Greg	14	WIC
5.20m	4	Lapointe, Kirk	15	WWHS
5.17m	5	Palmer, Christian	15	ROY
5.04m	6	Ragulan, Rathies	15	PCHS
4.85m	7	Karkavilas, George	14	BA
4.81m	8	Arnold, Andrew	15	JRHS
4.67m	9	Silverstein, Matthew	14	STG
4.53m	10	Thorpe, Jono	14	STG
4.30m	11	MacKenzie, Tristan	15	LOY
4.27m				

[\[Top of Page\]](#) [\[Event List\]](#)

---

**Event 29 BOYS 14-15 Triple Jump**

1	Vonroretz, Tim	15	ROY	
10.80m	2	Simitsakos, Christos	15	LOY
10.52m	3	Martino, Marco	14	JFK
10.48m	4	Law-Smith, Jamie	15	ROY
9.94m	5	Panetta, Jordan	14	LOY
9.66m	6	Karkavilas, George	14	BA
9.65m	7	Del Rossi, Daniel	14	BA
8.90m	8	Cequeira, Kendrick	15	VMC
8.90m	9	Inukpuk, Davidee	15	LOY
8.67m	10	Brown, Arthur	15	LCC
7.80m		Amsden, Ryan	14	STT
NM				

[\[Top of Page\]](#) [\[Event List\]](#)

---

**Event 30 BOYS 14-15 Shot Put**

1	Brunetta, Joseph	14	LCHS
---	------------------	----	------

14.38m			
2	Soucy, Michael	15	PCHS
12.85m			
3	Sadowy, Justin	14	WWHS
12.76m			
4	Hintermueller, Devin	15	BHS
12.20m			
5	MacKenzie, Tristan	15	LOY
12.11m			
6	Biro, Daniel	14	RIV
12.09m			
7	Coll, Chris	15	RIV
11.78m			
8	Cequeira, Kendrick	15	VMC
11.22m			
9	Woo, Garrett	14	LCHS
10.95m			
10	Guzzo, Adam	15	LMAC
10.03m			
11	MacKey, Ben	14	STG
9.45m			
12	Latchem, Noah	14	WWHS
9.34m			
13	Esposito, Anthony	14	LOY
9.04m			

[\[Top of Page\]](#) [\[Event List\]](#)

---

**Event 31 BOYS 14-15 Discus Throw**

1	Brunetta, Joseph	14	LCHS
38.34m			
2	MacKenzie, Tristan	15	LOY
29.99m			
3	Woo, Garrett	14	LCHS
26.96m			
4	Barillan, Mark	15	HSB
25.62m			
5	Rossi, Anthony	15	PCHS
25.00m			
6	Gabrielli, Angelo	15	VMC
23.00m			
7	Latchem, Noah	14	WWHS
22.59m			
8	MacKey, Ben	14	STG
21.38m			
9	Silverstein, Matthew	14	STG
21.28m			
10	D'Errico, Ricky	14	PCHS
19.95m			
11	Joyal, Nathan	14	WWHS
19.72m			
12	Hiscock, Michael	14	LOY
17.51m			
13	Guida-Madruga, David	15	LOY
15.35m			

[\[Top of Page\]](#) [\[Event List\]](#)

---

**Event 32 GIRLS 14-15 Javelin Throw**

1	Biro, Daniel	14	RIV
---	--------------	----	-----

42.19m			
2	Brunetta, Joseph	14	LCHS
39.07m			
3	Trocchia, Robert	14	LOY
35.50m			
4	Woo, Garrett	14	LCHS
32.06m			
5	Panetta, Jordan	14	LOY
30.37m			
6	Bagshaw, James	15	PCHS
29.88m			
7	MacKenzie, Tristan	15	LOY
29.10m			
8	Silverstein, Matthew	14	STG
28.22m			
9	Hintermueller, Devin	15	BHS
27.86m			
10	Latchem, Noah	14	WWHS
26.90m			
11	Amsden, Ryan	14	STT
25.04m			
12	Digiorgio, Nick	15	LCC
23.89m			
13	Brochu, Noel	15	HSB
22.86m			
14	Barillan, Mark	15	HSB
22.00m			
15	Bethel, Harrison	14	WWHS
21.42m			

[\[Top of Page\]](#) [\[Event List\]](#)

---

Event 33 BOYS 16-18 100m Dash

FINALS

	1	Taylor, Colin	17	PCHS
11.55	2	Norzil, Matthew	17	LA
11.93	3	Iannacio, Michael	17	PCHS
12.04	4	Karls, Spencer	16	KUP
12.12	5	Shanahan, Kevin	17	WWHS
12.20	6	Coulson, Ryan	16	HSB
12.53	7	Coppola, Felice	17	WWHS
12.65	8	Maxwell, Kadeem	17	BA
13.06				

[\[Top of Page\]](#) [\[Event List\]](#)

---

Event 34 BOYS 16-18 200m Run

FINALS

	1	Taylor, Colin	17	PCHS
23.29	2	Mignacca, Peter	17	LMAC
24.23				

24.72	3	Greenridge, Jameel	17	LPHS
24.77	4	Hogan, Gordon	17	PCHS
25.79	5	Miriello, Massimo	16	VMC

[\[Top of Page\]](#) [\[Event List\]](#)

---

**Event 35 BOYS 16-18 400m Run**

55.63	1	Greenridge, Jameel	17	LPHS
57.18	2	Steinbrenner, Alexander	17	ROY
57.49	3	Mignacca, Peter	17	LMAC
58.25	4	Hogan, Gordon	17	PCHS
58.26	5	Maxwell, Kadeem	17	BA
59.12	6	Alarie, Stephen	16	LPHS
59.50	7	Clement, Derick	17	LBP
59.76	8	Dib, Frederic	17	LMAC
1:00.28	9	Schoppe, Michael	17	LMAC
1:02.13	10	Smirnov, Denis	16	SELW
1:02.15	11	Miriello, Massimo	16	VMC
1:02.64	12	Hodgson, Steven	17	WWHS
1:05.73	13	Kumar-Gordon, Naresh	17	LPHS

[\[Top of Page\]](#) [\[Event List\]](#)

---

**Event 36 BOYS 16-18 800m Run**

2:15.55	1	Greenridge, Jameel	17	LPHS
2:20.09	2	Lesiuk, Taras	17	PCHS
2:21.33	3	Schoppe, Michael	17	LMAC
2:23.15	4	McAlear, Richard	17	PCHS
2:23.31	5	Alarie, Stephen	16	LPHS
2:26.17	6	Clement, Derick	17	LBP
2:30.73	7	Hodgson, Steven	17	WWHS
2:32.23	8	Brae, Phillip	17	HSB
2:32.58	9	Bernier, Shane	16	PCHS
2:39.58	10	Burgess, Kyle	14	BHS

11 Ward, Cedrick 17 BA  
2:49.70

[\[Top of Page\]](#) [\[Event List\]](#)

---

**Event 37 BOYS 16-18 1500m Run**

1	Pearsall, Benjamin	17	EMCS
4:35.84			
2	McAlear, Richard	17	PCHS
4:39.17			
3	Hussein, Omar	15	BHS
4:47.16			
4	Lesiuk, Taras	17	PCHS
4:47.22			
5	Tait, Jamie	17	LCC
4:54.07			
6	Batory=bernerdin, Will	16	LCC
4:58.40			
7	Legriss, Stephane	17	HSB
5:06.45			
8	Pelchat, Julien	16	SELW
5:22.37			
9	Agostino, Nic	16	SELW
5:29.04			
10	Sweeney, Jonathan	17	WWHS
5:41.28			

[\[Top of Page\]](#) [\[Event List\]](#)

---

**Event 38 BOYS 16-18 3000m Run**

1	Pearsall, Benjamin	17	EMCS
10:01.79			
2	Lesiuk, Taras	17	PCHS
10:01.87			
3	Rodrigues, Jeremy	17	VMC
10:20.73			
4	McAlear, Richard	17	PCHS
10:22.64			
5	Tait, Jamie	17	LCC
10:42.22			
6	Zwanenburg, Philip	17	ROY
10:45.35			
	Batory=bernerdin, Will	16	LCC
DNF			

[\[Top of Page\]](#) [\[Event List\]](#)

---

**Event 39 BOYS 16-18 110m Hurdles**

1	Priess, Andrew	17	VMC
17.86			
2	Steinbrenner, Alexander	17	ROY
17.90			
3	Grosser, Mirco	17	LMAC
19.82			
4	Dade, Nicholas	17	HSB
19.86			
5	Burrowes, Jordan	14	BHS
20.53			

20.61	6	Diabo, Chris	17	HSB
22.74	7	Houle, Easton	17	VMC

[\[Top of Page\]](#) [\[Event List\]](#)

#### Event 40 BOYS 16-18 400m Hurdles

1:00.70	1	Greenridge, Jameel	17	LPHS
1:03.74	2	Steinbrenner, Alexander	17	ROY
1:05.49	3	Priess, Andrew	17	VMC
1:05.70	4	Mignacca, Peter	17	LMAC
1:07.92	5	Grosser, Mirco	17	LMAC
1:09.05	6	Dib, Frederic	17	LMAC
1:09.08	7	McLaren, Jordan	16	LPHS
1:09.13	8	Malynowski, Maxym	17	WWHS
1:13.26	9	Houle, Easton	17	VMC
1:17.28	10	Kumar-Gordon, Naresh	17	LPHS

[\[Top of Page\]](#) [\[Event List\]](#)

#### Event 41 BOYS 16-18 4x100m Relay

47.73	1	Pierrefonds Comp HS A		PCHS
49.89	2	Laurier MacDonald HS A		LMAC
50.17	3	Westwood HS A		WWHS
50.79	4	Vincent Massey Coll A		VMC
53.44	5	Emmanuel Christian A		EMCS
53.86	6	Kuper Academy A		KUP
DQ		Lindsay Place HS A		LPHS

[\[Top of Page\]](#) [\[Event List\]](#)

#### Event 42 BOYS 16-18 4x400m Relay

3:51.81	1	Pierrefonds Comp HS A		PCHS
4:02.78	2	Laurier MacDonald HS A		LMAC
4:08.64	3	Lindsay Place HS A		LPHS
4:09.94	4	Vincent Massey Coll A		VMC

4:11.90	5	Selwyn House School A		SELW
4:14.03	6	Westwood HS A		WWHS

[\[Top of Page\]](#) [\[Event List\]](#)

---

**Event 43 BOYS 16-18 High Jump**

	1	Racicne, Robert	17	JFK
1.70m				
	2	Santana, Kyle	17	LCHS
1.65m				
	3	Rupcik, Matthew	16	HSB
1.65m				
	4	Malynowski, Maxym	17	WWHS
1.60m				
	5	Holmes, Dexter	16	LCHS
1.60m				
	6	Schoppe, Michael	17	LMAC
1.55m				
	7	Kumar-Gordon, Naresh	17	LPHS
1.55m				
	8	Planter, Melton	17	JFK
1.50m				
	9	Malka, Jordan	17	HZS
1.45m				
	10	Thompson, Kevin	17	WWHS
1.45m				
	10	Voltaire, Jason	17	PCHS
1.45m				
		Burrell, Tanner	16	HSB
NM				

[\[Top of Page\]](#) [\[Event List\]](#)

---

**Event 44 BOYS 16-18 Pole Vault**

	1	Burrell, Tanner	16	HSB
2.40m				
	2	Dade, Nicholas	17	HSB
2.00m				

[\[Top of Page\]](#) [\[Event List\]](#)

---

**Event 45 BOYS 16-18 Long Jump**

	1	Norzil, Matthew	17	LA
5.84m				
	2	Perry, Rashawn	17	LCHS
5.51m				
	3	Steinbrenner, Alexander	17	ROY
5.34m				
	4	Alarie, Stephen	16	LPHS
5.22m				
	5	Maxwell, Kadeem	17	BA
5.21m				
	6	Brae, Phillip	17	HSB
5.19m				
	7	Redmond, Matthew	17	PCHS
5.14m				

5.13m	8	Voltaire, Jason	17	PCHS
4.70m	9	Ward, Cedrick	17	BA
4.65m	10	Noonan, Mike	17	WWHS
3.83m	11	Planter, Melton	17	JFK

[\[Top of Page\]](#) [\[Event List\]](#)

---

#### Event 46 BOYS 16-18 Triple Jump

11.93m	1	Steinbrenner, Alexander	17	ROY
11.73m	2	Alarie, Stephen	16	LPHS
11.71m	3	Priess, Andrew	17	VMC
10.96m	4	Maxwell, Kadeem	17	BA
10.63m	5	Burrell, Tanner	16	HSB
10.43m	6	Redmond, Matthew	17	PCHS
10.19m	7	Zwanenburg, Philip	17	ROY
9.50m	8	Ward, Cedrick	17	BA
9.39m	9	Rotondo, Alex	17	PCHS
9.10m	10	Sergi, Sean	17	KUP

[\[Top of Page\]](#) [\[Event List\]](#)

---

#### Event 47 BOYS 16-18 Shot Put

12.31m	1	Priess, Andrew	17	VMC
11.46m	2	Little, Alex	17	WIC
11.25m	3	Accolo, Antonio	17	PCHS
11.05m	4	Nadeau, Nicholas	17	BA
9.96m	5	Dodaro, Bruno	16	VMC
9.92m	6	Donaldson, Nick	17	WIC
9.73m	7	Reade, Mitchell	17	KUP
9.59m	8	Altman, Ryan	16	SELW
9.50m	9	Planter, Melton	17	JFK
9.39m	10	Dib, Frederic	17	LMAC
9.35m	11	Racicne, Robert	17	JFK

[\[Top of Page\]](#) [\[Event List\]](#)



---

**Event 48 BOYS 16-18 Discus Throw**

1	Donaldson, Nick	17	WIC
31.26m			
2	Little, Alex	17	WIC
29.92m			
3	Racicne, Robert	17	JFK
28.98m			
4	Spour, Brian	17	STT
28.86m			
5	Nadeau, Nicholas	17	BA
28.15m			
6	Bourassa, Fred	16	WIC
24.98m			
7	Thompson, Kevin	17	WWHS
24.29m			
8	Schoppe, Michael	17	LMAC
23.82m			
9	Accolo, Antonio	17	PCHS
23.38m			
10	Divalerio, Kevin	17	LBP
22.68m			
11	Ruccolo, Dino	17	JFK
19.95m			
12	Legriz, Stephane	17	HSB
19.87m			
13	Malynowski, Maxym	17	WWHS
19.35m			
14	Dade, Nicholas	17	HSB
19.19m			

[\[Top of Page\]](#) [\[Event List\]](#)

---

**Event 49 BOYS 16-18 Javelin Throw**

1	Shanahan, Kevin	17	WWHS
36.36m			
2	Priess, Andrew	17	VMC
34.27m			
3	Kikessis, Chris	17	WIC
34.22m			
4	Little, Alex	17	WIC
33.83m			
5	Hogan, Gordon	17	PCHS
32.11m			
6	Divalerio, Kevin	17	LBP
30.70m			
7	Norzil, Matthew	17	LA
29.85m			
8	Dicicco, John	17	LBP
29.54m			
9	Malka, Jordan	17	HZS
27.72m			
10	Legriz, Stephane	17	HSB
27.54m			
11	Nadeau, Nicholas	17	BA
27.20m			
12	Mallette, Kevin	17	WWHS
24.35m			
13	Carreiro, Andre	17	JFK
20.57m			

14	Spour, Brian	17	STT
16.85m	Iwaz, Anthony	17	LMAC
NM			

[\[Top of Page\]](#) [\[Event List\]](#)

# FLAG FOOTBALL PLAYOFFS 2008

6/3/2008 13:14

## *Juvenile Girls*

Semi	Final	Champions
<b>KUPER - 2nd (Home) - 13</b>		
* Monday May 26th - 3:45pm at Parc des Benevoles	<b>KUPER - 38</b>	
<b>QAA - 3rd - 12</b>	Wednesday May 28th - 3:45 at LPHS	<b>Kuper Academy</b>
	<b>LPHS - 1st (HOME) - 0</b>	

## *Bantam Girls*

Semi	Final	Champions
<b>WIC - 2nd/3rd - 6</b>		
Monday May 26th - 3:45pm at DDO	<b>VILLA - 0</b>	
<b>VILLA - 2nd/3rd - 13</b>	Thursday May 29th - 3:00pm at Stade Hebert	<b>John Paul 1 High School</b>
<b>QAA - 4th - 0</b>		
Monday May 26th - 2:30pm at DDO	<b>JP1 - 2</b>	
<b>JP1 - 1st - 19</b>		

## G.M.A.A. Girls Flag Football Final Standings 2008

School	Games	Win	Loss	Tie	Points
<b>Juvenile Girls "1A"</b>					
Lindsay Place High School	6	5	1	0	10
Kuper Academy	6	4	2	0	8
Queen of Angels Academy	6	4	2	0	8
John Rennie High School	6	1	4	1	3
Villa Maria High School	6	0	5	1	1
<b>Bantam Girls "1A"</b>					
John Paul I High School	6	6	0	0	12
West Island College	6	3	3	0	6
Villa Maria High School	6	3	3	0	6
Queen of Angels Academy	6	0	6	0	0

# Field Lacrosse Playoffs 2008

6/3/2008 13:13

## Juvenile Boys 1

--

<b>CJB - 2nd (HOME) - 16</b>	
Tuesday May 27th - 5:00pm	<b>CJB - 14</b>
<b>KUPER - 3rd - 3</b>	Championship Game
	Thursday May 29th - 4:00pm
<b>HSBHS - 4th - 9</b>	at Lakeside Academy
Monday May 26th - 4:00pm	<b>LA (HOME) - 13</b>
<b>*LA - 1st (HOME) - 10</b>	

**College Jean de Brebeuf**

# Field Lacrosse Final Standings 2007-2008

1st

6/3/08 1:10 PM

School	Games	Win	Loss	Tie	Points
<b>JB1A</b>					
Lakeside Academy	6	6	0	0	12
College Brebeuf	6	5	1	0	10
Kuper Academy	6	4	2	0	8
Howard S. Billings High School	6	3	3	0	6
Centennial Academy	6	2	4	0	4
Lindsay Place High School	6	1	5	0	2
Beaconsfield High School	6	0	6	0	0

# \*\*\*Outdoor Track and Field Girls Championship Meet\*\*\*

Wednesday, May 14th, 2008

GMAA

14/05/2008 - 14/05/2008

## Meet Results

---

<a href="#">Ev# 1 GIRLS 11-13 100m Dash</a>	GIRLS 11-13 100m Dash	<a href="#">Ev# 2 GIRLS 11-13 200m Run</a>	GIRLS 11-13 200m Run
<a href="#">Ev# 3 GIRLS 11-13 400m Run</a>	GIRLS 11-13 400m Run	<a href="#">Ev# 4 GIRLS 11-13 800m Run</a>	GIRLS 11-13 800m Run
<a href="#">Ev# 5 GIRLS 11-13 1500m Run</a>	GIRLS 11-13 1500m Run	<a href="#">Ev# 6 GIRLS 11-13 60m Hurdles</a>	GIRLS 11-13 60m Hurdles
<a href="#">Ev# 7 GIRLS 11-13 4x100m Relay</a>	GIRLS 11-13 4x100m Relay	<a href="#">Ev# 8 GIRLS 11-13 4x400m Relay</a>	GIRLS 11-13 4x400m Relay
<a href="#">Ev# 9 GIRLS 11-13 High Jump</a>	GIRLS 11-13 High Jump	<a href="#">Ev# 10 GIRLS 11-13 Pole Vault</a>	GIRLS 11-13 Pole Vault
<a href="#">Ev# 11 GIRLS 11-13 Long Jump</a>	GIRLS 11-13 Long Jump	<a href="#">Ev# 12 GIRLS 11-13 Triple Jump</a>	GIRLS 11-13 Triple Jump
<a href="#">Ev# 13 GIRLS 11-13 Shot Put</a>	GIRLS 11-13 Shot Put	<a href="#">Ev# 14 GIRLS 11-13 Discus Throw</a>	GIRLS 11-13 Discus Throw
<a href="#">Ev# 15 GIRLS 11-13 Javelin Throw</a>	GIRLS 11-13 Javelin Throw	<a href="#">Ev# 16 GIRLS 14-15 100m Dash</a>	GIRLS 14-15 100m Dash
<a href="#">Ev# 17 GIRLS 14-15 200m Run</a>	GIRLS 14-15 200m Run	<a href="#">Ev# 18 GIRLS 14-15 400m Run</a>	GIRLS 14-15 400m Run
<a href="#">Ev# 19 GIRLS 14-15 800m Run</a>	GIRLS 14-15 800m Run	<a href="#">Ev# 20 GIRLS 14-15 1500m Run</a>	GIRLS 14-15 1500m Run
<a href="#">Ev# 21 GIRLS 14-15 3000m Run</a>	GIRLS 14-15 3000m Run	<a href="#">Ev# 22 GIRLS 14-15 80m Hurdles</a>	GIRLS 14-15 80m Hurdles
<a href="#">Ev# 23 GIRLS 14-15 400m Hurdles</a>	GIRLS 14-15 400m Hurdles	<a href="#">Ev# 24 GIRLS 14-15 4x100m Relay</a>	GIRLS 14-15 4x100m Relay
<a href="#">Ev# 25 GIRLS 14-15 4x400m Relay</a>	GIRLS 14-15 4x400m Relay	<a href="#">Ev# 26 GIRLS 14-15 High Jump</a>	GIRLS 14-15 High Jump
<a href="#">Ev# 27 GIRLS 14-15 Pole Vault</a>	GIRLS 14-15 Pole Vault	<a href="#">Ev# 28 GIRLS 14-15 Long Jump</a>	GIRLS 14-15 Long Jump
<a href="#">Ev# 29 GIRLS 14-15 Triple Jump</a>	GIRLS 14-15 Triple Jump	<a href="#">Ev# 30 GIRLS 14-15 Shot Put</a>	GIRLS 14-15 Shot Put
<a href="#">Ev# 31 GIRLS 14-15 Discus Throw</a>	GIRLS 14-15 Discus Throw	<a href="#">Ev# 32 GIRLS 14-15 Javelin Throw</a>	GIRLS 14-15 Javelin Throw
<a href="#">Ev# 33 GIRLS 16-18 100m Dash</a>	GIRLS 16-18 100m Dash	<a href="#">Ev# 34 GIRLS 16-18 200m Run</a>	GIRLS 16-18 200m Run
<a href="#">Ev# 35 GIRLS 16-18 400m Run</a>	GIRLS 16-18 400m Run	<a href="#">Ev# 36 GIRLS 16-18 800m Run</a>	GIRLS 16-18 800m Run
<a href="#">Ev# 37 GIRLS 16-18 1500m Run</a>	GIRLS 16-18 1500m Run	<a href="#">Ev# 38 GIRLS 16-18 3000m Run</a>	GIRLS 16-18 3000m Run
<a href="#">Ev# 39 GIRLS 16-18 100m Hurdles</a>	GIRLS 16-18 100m Hurdles	<a href="#">Ev# 40 GIRLS 16-18 400m Hurdles</a>	GIRLS 16-18 400m Hurdles
<a href="#">Ev# 41 GIRLS 16-18 4x100m Relay</a>	GIRLS 16-18 4x100m Relay	<a href="#">Ev# 42 GIRLS 16-18 4x400m Relay</a>	GIRLS 16-18 4x400m Relay
<a href="#">Ev# 43 GIRLS 16-18 High Jump</a>	GIRLS 16-18 High Jump	<a href="#">Ev# 44 GIRLS 16-18 Pole Vault</a>	GIRLS 16-18 Pole Vault
<a href="#">Ev# 45 GIRLS 16-18 Long Jump</a>	GIRLS 16-18 Long Jump	<a href="#">Ev# 46 GIRLS 16-18 Triple Jump</a>	GIRLS 16-18 Triple Jump
<a href="#">Ev# 47 GIRLS 16-18 Shot Put</a>	GIRLS 16-18 Shot Put	<a href="#">Ev# 48 GIRLS 16-18 Discus Throw</a>	GIRLS 16-18 Discus Throw
<a href="#">Ev# 49 GIRLS 16-18 Javelin Throw</a>	GIRLS 16-18 Javelin Throw		

[\[Top of Page\]](#) [\[Event List\]](#)

---

### Event 1 GIRLS 11-13 100m Dash

#### FINALS

13.58	1	Fields, Nirra	13	LA
13.63	2	Vizcaino, Adele	12	VMC
13.97	3	Lusterio-Adler, Olivia	12	STT
14.18	4	Laccone, Christina	13	LCHS
14.60	5	Robinson, Telyah	13	LA
14.91	6	Woo, Sara	12	LCHS
15.00	7	Morgan, Jadzia	12	PCHS
15.15	8	Burke-Green, Sarah	13	PCHS

#### PRELIMS

13.69 Q	1	Fields, Nirra	13	LA
---------	---	---------------	----	----

2	Lusterio-Adler, Olivia	12	STT
13.84 Q			
3	Vizcaino, Adele	12	VMC
13.98 Q			
4	Laccone, Christina	13	LCHS
14.07 q			
5	Woo, Sara	12	LCHS
14.53 q			
6	Robinson, Telyah	13	LA
14.56 Q			
7	Burke-Green, Sarah	13	PCHS
14.75 q			
8	Morgan, Jadzia	12	PCHS
14.80 q			
9	Cagianos, Teresa	12	LCC
14.85			
10	Di Eugenio, Olivia	12	VMC
14.96			
11	Delaney, Meagan	12	BA
15.10			
12	Bonneville-Piuze, Kasha	12	LCC
15.12			

[\[Top of Page\]](#) [\[Event List\]](#)

---

Event 2 GIRLS 11-13 200m Run

FINALS

1	Vizcaino, Adele	12	VMC
28.95			
2	Yates, Lashaunda	12	RVAL
30.19			
3	Angell, Meaghan	12	WWHS
30.29			
4	Di Eugenio, Olivia	12	VMC
31.57			

PRELIMS

1	Agyemang, Glenda	13	PCHS
28.63 Q			
2	Vizcaino, Adele	12	VMC
28.80 Q			
3	Frantz, Samantha	13	ROY
29.67 q			
4	Angell, Meaghan	12	WWHS
29.92 Q			
5	Yates, Lashaunda	12	RVAL
30.61 q			
6	Di Eugenio, Olivia	12	VMC
30.97 q			
7	Rosen, Charlotte	13	ECS
30.99			
8	Woo, Sara	12	LCHS
31.06			
9	Cagianos, Teresa	12	LCC
31.07			
10	Pietrantonio, Laura	13	QAA
31.20			
11	Cruickshank, Caylah	13	STT
31.39			



12	Flanagan, Lyndee	13	BHS
32.32			
13	Palisaitis, Emilie	13	STUD
32.39			
	Gauthier-Beaupre, Amelie	12	WWHS
DNF			

[\[Top of Page\]](#) [\[Event List\]](#)

---

#### Event 3 GIRLS 11-13 400m Run

1	Frantz, Samantha	13	ROY
1:08.32			
2	Lafferty, Amanda	13	LBP
1:10.26			
3	Yates, Lashaunda	12	RVAL
1:10.98			
4	Leclerc, Catherine	13	LBP
1:11.86			
5	Agozzino, Claudia	12	VMC
1:12.06			
6	Folino, Stefania	12	VMC
1:13.46			
7	Owen, Mary	12	WWHS
1:15.48			
8	Gasperec, Kayla	12	PCHS
1:15.96			
9	Vincelli, Megab	13	LPHS
1:16.80			
10	Dilazzaro, Alexandra	13	JFK
1:20.39			
11	Bolduc, Ccourtney	12	QAA
1:20.93			
12	Duford, Kristina	13	PCHS
1:21.01			
13	Belvedere, Lauren	12	QAA
1:21.64			

[\[Top of Page\]](#) [\[Event List\]](#)

---

#### Event 4 GIRLS 11-13 800m Run

1	Grant, Erin	13	STT
2:38.13			
2	Folino, Stefania	12	VMC
2:45.59			
3	Lafferty, Amanda	13	LBP
2:48.15			
4	Agozzino, Claudia	12	VMC
2:51.99			
5	Morgan, Sarah	13	STUD
2:54.25			
6	Duford, Kristina	13	PCHS
2:55.98			
7	Karina, Gevas	12	WWHS
2:56.10			
8	Gasperec, Kayla	12	PCHS
2:59.44			
9	Lusterio-Adler, Olivia	12	STT
3:00.36			
10	Tiberi, Emily	12	LCC
3:01.64			

3:02.66	11	Shaughnessy, Carolyn	12	ROY
	12	Owen, Mary	12	WWHS
3:04.10	13	McMillan, Brittany	12	QAA
3:05.40	14	Lavoie, Ccaitlin	12	ROY
3:19.04				

[\[Top of Page\]](#) [\[Event List\]](#)

---

#### Event 5 GIRLS 11-13 1500m Run

5:36.97	1	Grant, Erin	13	STT
6:00.16	2	Henderson-Hamilton, Clair	13	ROY
6:12.49	3	Marginson, Holly	13	WWHS
6:12.77	4	Karina, Gevas	12	WWHS
6:32.56	5	Knezevic, Alisa	13	VILL
6:34.39	6	Leclerc, Laura	12	TRAF
6:34.62	7	Tiberi, Emily	12	LCC
6:34.63	8	Moss, Kaylie	12	STG
6:36.36	9	Pallotta, Alexandra	12	TRAF
6:37.64	10	McMillan, Brittany	12	QAA
6:39.29	11	Owen, Mary	12	WWHS
6:40.51	12	Dibacco, Stephanie	12	VMC
6:59.62	13	Tooker, Emily	12	QAA

[\[Top of Page\]](#) [\[Event List\]](#)

---

#### Event 6 GIRLS 11-13 60m Hurdles

##### FINALS

11.42	1	Leclerc, Catherine	13	LBP
11.82	2	Robinson, Telyah	13	LA
12.66	3	Thompson, Jenna	13	BHS
13.02	4	McLaughlin, Annie	12	LA
13.29	5	Smith, Breanne	13	BA
13.30	6	Vincelli, Megab	13	LPHS
13.31	7	Howard, Mara	13	TRAF
13.44	8	Dilazzaro, Alexandra	13	JFK

PRELIMS

11.27 Q	1	Leclerc, Catherine	13	LBP
12.07 Q	2	Thompson, Jenna	13	BHS
12.54 Q	3	Robinson, Telyah	13	LA
12.98 q	4	McLaughlin, Annie	12	LA
13.33 q	5	Smith, Breanne	13	BA
13.42 q	6	Howard, Mara	13	TRAF
13.43 q	7	Vincelli, Megab	13	LPHS
13.44 q	8	Dilazzaro, Alexandra	13	JFK
13.48	9	Maduro, Alexandra	13	ECS
13.52	10	Laurelli, Jacinta	12	BHS
14.50	11	Moss, Yasmeena	12	TRAF
15.04	12	Greenridge, Liyah	13	LPHS

[\[Top of Page\]](#) [\[Event List\]](#)

Event 7 GIRLS 11-13 4x100m Relay

59.25	1	Vincent Massey Coll. A		VMC
59.96	2	Lester B Pearson A		LBP
1:00.19	3	ECS A		ECS
1:01.92	4	Lakeside Academy A		LA
1:02.47	5	Westwood HS A		WWHS
1:03.12	6	Lindsay Place HS A		LPHS
1:03.40	7	St Thomas HS A		STT
1:03.77	8	Queen of Angels A		QAA
1:03.98	9	Villa Maria HS A		VILL
1:05.25	10	Trafalgar School A		TRAF
1:06.18	11	The Study A		STUD
1:06.63	12	Royal West Academy A		ROY
1:10.55	13	Sacred Heart School A		SHSM

[\[Top of Page\]](#) [\[Event List\]](#)

Event 8 GIRLS 11-13 4x400m Relay

1	Vincent Massey Coll. A	VMC
4:57.01	2 Lester B Pearson A	LBP
5:07.19	3 ECS A	ECS
5:16.89	4 Royal West Academy A	ROY
5:22.53	5 The Study A	STUD
5:28.49	6 Westwood HS A	WWHS
5:32.44	7 Lindsay Place HS A	LPHS
5:40.36	8 Trafalgar School A	TRAF
5:51.79	9 Sacred Heart School A	SHSM
6:05.36		

[\[Top of Page\]](#) [\[Event List\]](#)

---

#### Event 9 GIRLS 11-13 High Jump

1	Laccone, Christina	13	LCHS
1.49m	2 Lafferty, Amanda	13	LBP
1.46m	3 Yates, Lashaunda	12	RVAL
1.40m	4 MacDonald, Rachel	12	WWHS
1.35m	5 Sugar, Lauren	13	ECS
1.35m	6 Malynowsky, Monyka	12	WWHS
1.30m	7 Blackburn, Kellie	13	STG
1.30m	8 Dias, Meaghan	13	WWHS
1.30m	9 Fisher, Nicole	13	TRAF
1.25m	10 Kagan-Cassidy, Miya	13	TRAF
1.25m	11 Diacoumacos, Eleni	13	SHSM
1.20m	12 Durham, Emma	13	STUD
1.15m			

[\[Top of Page\]](#) [\[Event List\]](#)

---

#### Event 11 GIRLS 11-13 Long Jump

1	Laccone, Christina	13	LCHS
4.50m	2 Lafferty, Amanda	13	LBP
4.33m	3 Frantz, Samantha	13	ROY
4.12m	4 Delaney, Meagan	12	BA
4.12m	5 Woo, Sara	12	LCHS

4.07m	6	MacDonald, Rachel	12	WWHS
4.05m	7	Golden, Charlotte	13	ECS
3.90m	8	Couture, Kathleen	13	VILL
3.81m	9	Howard, Mara	13	TRAF
3.80m	10	Tran-Pham, Elaine	13	LBP
3.76m	11	Murray, Lyndsey	12	JRHS
3.62m	12	Dias, Meaghan	13	WWHS
3.49m	13	Yates, Lashaunda	12	RVAL
3.48m				

[\[Top of Page\]](#) [\[Event List\]](#)

---

#### Event 12 GIRLS 11-13 Triple Jump

	1	Lafferty, Amanda	13	LBP
9.08m	2	MacDonald, Rachel	12	WWHS
8.63m	3	Leclerc, Catherine	13	LBP
8.43m	4	Malynowsky, Monyka	12	WWHS
8.37m	5	Delaney, Meagan	12	BA
7.89m	6	Doan, Thu	13	LBP
7.77m	7	Maduro, Alexandra	13	ECS
7.74m	8	Diacoumacos, Eleni	13	SHSM
7.50m	9	Dias, Meaghan	13	WWHS
7.41m	10	Ziadie, Chelsea	12	KUP
7.35m	11	Dilazzaro, Alexandra	13	JFK
7.00m	12	Farella, Julia	13	ECS
6.87m	13	Caprara, Bianca	12	JRHS
6.11m				

[\[Top of Page\]](#) [\[Event List\]](#)

---

#### Event 13 GIRLS 11-13 Shot Put

	1	Thompson, Jenna	13	BHS
10.00m	2	Williams, Brianna	12	PCHS
9.72m	3	Parsons, Tamika	13	PCHS
8.93m	4	Maighan, Destiny	12	BA
8.75m	5	Doan, Thu	13	LBP

8.67m	6	Cussen, Chelsea	13	PCHS
8.55m	7	Pelletier, Roxanne	13	RHS
8.48m	8	Wong, Kathleen	13	ROY
8.32m	9	Boucher, Elizabeth	13	RHS
7.94m	10	Kagan-Cassidy, Miya	13	TRAF
7.73m	11	Delaney, Meagan	12	BA
7.39m	12	Ventrella, Cynthia	12	VMC
7.13m				

[\[Top of Page\]](#) [\[Event List\]](#)

---

#### Event 14 GIRLS 11-13 Discus Throw

	1	Doan, Thu	13	LBP
22.57m	2	Lusterio-Adler, Olivia	12	STT
19.58m	3	Thompson, Jenna	13	BHS
18.83m	4	Cussen, Chelsea	13	PCHS
18.80m	5	Leclerc, Catherine	13	LBP
17.73m	6	Beaudoin, Susanna	13	ECS
16.14m	7	Bonneville-Piuze, Kasha	12	LCC
15.99m	8	Sugar, Lauren	13	ECS
15.92m	9	Boucher, Elizabeth	13	RHS
15.49m	10	Musto, Briana	13	ECS
15.38m	11	Malynowsky, Monyka	12	WWHS
14.83m	12	Abelson, Rebecca	13	TRAF
13.99m	13	Michelin, Jessica	12	TRAF
13.81m	14	Hodhod, Mary Jane	13	WWHS
12.41m	15	Parluzzo, Andrea	12	WWHS
12.36m				

[\[Top of Page\]](#) [\[Event List\]](#)

---

#### Event 15 GIRLS 11-13 Javelin Throw

	1	Leclerc, Catherine	13	LBP
21.85m	2	Cagianos, Teresa	12	LCC
20.59m	3	MacE, Brogan	13	PCHS
19.32m	4	Williams, Brianna	12	PCHS

18.69m	5	Dibacco, Stephanie	12	VMC
18.12m	6	Doan, Thu	13	LBP
17.91m	7	Horvat, Emily	12	QAA
17.48m	8	Beaudoin, Susanna	13	ECS
17.40m	9	Pelletier, Roxanne	13	RHS
15.42m	10	Abelson, Rebecca	13	TRAF
14.94m	11	Michelin, Jessica	12	TRAF
14.82m	12	Musto, Briana	13	ECS
11.30m	13	Tran-Pham, Elaine	13	LBP
10.50m	14	Howard, Mara	13	TRAF
9.66m		Bonneville-Piuze, Kasha	12	LCC
NM		Boucher, Elizabeth	13	RHS
NM				

[\[Top of Page\]](#) [\[Event List\]](#)

---

### Event 16 GIRLS 14-15 100m Dash

#### FINALS

13.25	1	Padvaiskas, Gabriella	14	SHSM
13.76	2	Campbell, Camille	14	WWHS
14.08	3	St Onge, Melissa	14	WWHS
14.23	4	Lapierre, Alexa	14	LPHS
14.34	5	Andrews, Katrina	14	QAA
14.36	6	Cesaire, Marilyne	14	LBP
14.41	7	Polson, Laura	14	STT

#### PRELIMS

13.19 Q	1	Padvaiskas, Gabriella	14	SHSM
13.70 Q	2	Campbell, Camille	14	WWHS
13.90 Q	3	St Onge, Melissa	14	WWHS
14.02 Q	4	Lapierre, Alexa	14	LPHS
14.10 q	5	Mceniry-H, Nevada	14	ROY
14.20 q	6	Cesaire, Marilyne	14	LBP
	7	Polson, Laura	14	STT

14.32	q	8	Andrews, Katrina	14	QAA
14.35	q	9	Hebert-V, Cassandra	14	ROY
14.53		9	Strater, Christina	14	ROY
14.53		11	Mancini, Sarah	14	KUP
14.63		12	Martino, Shaniqua	14	LA
14.65		13	Flanagan, Rochelle	15	BHS
14.66					

[\[Top of Page\]](#) [\[Event List\]](#)

---

Event 17 GIRLS 14-15 200m Run

FINALS

27.13		1	Padvaiskas, Gabriella	14	SHSM
28.04		2	St Onge, Melissa	14	WWHS
28.13		3	Campbell, Camille	14	WWHS
28.85		4	Cesaire, Marilyne	14	LBP
29.28		5	Lapierre, Alexa	14	LPHS
30.20		6	McKenzie, Ramona	15	PCHS

PRELIMS

27.61	Q	1	Padvaiskas, Gabriella	14	SHSM
28.10	Q	2	St Onge, Melissa	14	WWHS
28.40	Q	3	Campbell, Camille	14	WWHS
28.62	q	4	Cesaire, Marilyne	14	LBP
29.00	q	5	Lapierre, Alexa	14	LPHS
29.50	q	6	McKenzie, Ramona	15	PCHS
29.84		7	Hunziker, Rebecca	14	QAA
29.94		8	Flanagan, Rochelle	15	BHS
30.12		9	Hebert-V, Cassandra	14	ROY
30.87		10	Flynn, Breanna	15	ROY
31.06		11	Elian, Sabine	14	ECS
31.65		12	Ranco, Kellie	14	LMAC

[\[Top of Page\]](#) [\[Event List\]](#)

---



### Event 18 GIRLS 14-15 400m Run

1:08.79	1	Lapierre, Alexa	14	LPHS
1:09.42	2	Scott, Hailey	14	WWHS
1:09.76	3	Cesaire, Marilyne	14	LBP
1:11.22	4	Greenfield, Julia	15	STT
1:11.28	5	McDonald, Elizabeth	14	SHSM
1:13.59	6	Elian, Sabine	14	ECS
1:14.15	7	Speak, Alexandra	15	ECS
1:14.62	8	Parsons, Kristina	14	STT
1:15.67	9	Gibbon, Emily	14	WWHS
1:15.71	10	Laurin, Gabrielle	15	LCC
1:16.08	11	Boisjoli, Talya	14	STUD

[\[Top of Page\]](#) [\[Event List\]](#)

---

### Event 19 GIRLS 14-15 800m Run

2:41.92	1	McDonald, Elizabeth	14	SHSM
2:42.49	2	Young, Lucy	14	ECS
2:44.45	3	Drummond, Kristen	14	ROY
2:46.16	4	Read, Laura	14	BHS
2:51.37	5	Walford, Allison	15	JRHS
2:52.66	6	Hutchins, Kathryn	14	BHS
2:56.22	7	Griffiths, Erin	15	LCC
2:56.30	8	Gibbon, Emily	14	WWHS
2:57.92	9	Gentile, Alexandra	15	RHS
2:58.19	10	Boisjoli, Talya	14	STUD
2:59.06	11	Cybulsky, Anna	14	STUD
2:59.11	12	McLaren, Nicole	15	ROY
2:59.91	13	Bergner, Theresa	14	PCHS
3:02.14	14	Polson, Laura	14	STT

[\[Top of Page\]](#) [\[Event List\]](#)

---

### Event 20 GIRLS 14-15 1500m Run

1	Drummond, Kristen	14	ROY
5:49.21			
2	Young, Lucy	14	ECS
5:50.18			
3	Thompson, Aija	14	ROY
5:55.46			
4	Leone, Arielle	14	VMC
5:56.53			
5	Walford, Allison	15	JRHS
6:09.26			
6	Barwick, Alison	14	SHSM
6:10.18			
7	Bragg, Jessica	15	STT
6:13.82			
8	McLaren, Nicole	15	ROY
6:20.48			
9	Griffiths, Erin	15	LCC
6:39.71			
10	Ludgate, Devon	15	ECS
7:00.46			

[\[Top of Page\]](#) [\[Event List\]](#)

---

**Event 21 GIRLS 14-15 3000m Run**

1	Drummond, Kristen	14	ROY
12:26.17			
2	Thompson, Aija	14	ROY
12:26.84			
3	Leone, Arielle	14	VMC
12:37.46			
4	Barwick, Alison	14	SHSM
12:47.21			
5	Stafford, Raeanne	14	JRHS
12:53.14			
6	McLaren, Nicole	15	ROY
13:04.21			
7	Orcutt, Spencer	15	SHSM
13:24.01			
8	Rivest, Julie	15	LCC
13:59.15			
9	Bertoia, Corinne	14	STUD
14:41.95			
10	Ludgate, Devon	15	ECS
15:04.87			
11	Magonet, Jessica	14	STUD
15:08.67			
12	Pessina, Katarina	14	ECS
15:28.95			
13	Balaghi, Liana	14	ECS
15:43.03			

[\[Top of Page\]](#) [\[Event List\]](#)

---

**Event 22 GIRLS 14-15 80m Hurdles**

**FINALS**

1	Lee, Caitlin	15	LCHS
13.37			
2	McKenzie, Ramona	15	PCHS
13.90			

14.26	3	Andrews, Katrina	14	QAA
14.35	4	Drouin-Penney, Sarah-Ann	14	ROY
14.55	5	Tubio, Eva	15	LBP
15.17	6	Hendricks, Amarah	15	PCHS
15.52	7	Steinberg, Jillian	14	LPHS
20.52	8	Fiset-Cote, Julia	15	PCHS

PRELIMS

13.58	1	Lee, Caitlin	15	LCHS
14.68	2	McKenzie, Ramona	15	PCHS
14.80	3	Drouin-Penney, Sarah-Ann	14	ROY
14.84	4	Andrews, Katrina	14	QAA
14.93	5	Hendricks, Amarah	15	PCHS
15.90	6	Tubio, Eva	15	LBP
16.16	7	Steinberg, Jillian	14	LPHS
16.66	8	Fiset-Cote, Julia	15	PCHS
16.67	9	Cybulsky, Anna	14	STUD
17.20	10	Wright Connors, Taylor	15	SHSM
17.31	11	Ranco, Kellie	14	LMAC
17.33	12	Yazarek, Sara	14	WWHS
17.55	13	Christodouloupoulos, Steph	14	SHSM
18.14	14	St Vil, Sabrina	15	JFK

[\[Top of Page\]](#) [\[Event List\]](#)

Event 23 GIRLS 14-15 400m Hurdles

1:19.69	1	Tubio, Eva	15	LBP
1:22.84	2	Cybulsky, Anna	14	STUD
1:23.59	3	Barwick, Alison	14	SHSM
1:25.75	4	Mutumbo, Rachel	14	JRHS
1:26.99	5	Brown, Ali	14	ECS
1:31.22	6	Hanna, Julie	14	SHSM
1:31.37	7	Fyfe, Emily	14	SHSM

1:32.02	8	Gentile, Alexandra	15	RHS
1:36.83	9	Larose, Lise	14	LPHS
1:38.31	10	Steinberg, Jillian	14	LPHS
1:38.35	11	Roulet, Andrea	14	BHS
1:51.04	12	Lisio, Fabia	14	ECS
2:03.74	13	Ibrahim, Sarah	14	ECS

[\[Top of Page\]](#) [\[Event List\]](#)

---

#### Event 24 GIRLS 14-15 4x100m Relay

57.64	1	Westwood HS A		WWHS
57.67	2	Royal West Academy A		ROY
57.97	3	Queen of Angels A		QAA
58.06	4	Sacred Heart School A		SHSM
59.17	5	Pierrefonds Comp HS A		PCHS
59.41	6	ECS A		ECS
59.95	7	St Thomas HS A		STT
1:00.47	8	The Study A		STUD
1:00.52	9	Lindsay Place HS A		LPHS
1:01.39	10	Kuper Academy A		KUP
1:04.03	11	Trafalgar School A		TRAF
1:04.54	12	Vincent Massey Coll. A		VMC

[\[Top of Page\]](#) [\[Event List\]](#)

---

#### Event 25 GIRLS 14-15 4x400m Relay

4:53.68	1	ECS A		ECS
4:54.11	2	Westwood HS A		WWHS
4:57.08	3	St Thomas HS A		STT
5:01.72	4	Sacred Heart School A		SHSM
5:19.83	5	Lindsay Place HS A		LPHS
5:22.23	6	The Study A		STUD
5:57.72	7	Trafalgar School A		TRAF

[\[Top of Page\]](#) [\[Event List\]](#)

---

**Event 26 GIRLS 14-15 High Jump**

1.58m	1	Lee, Caitlin	15	LCHS
1.45m	2	McDonald, Elizabeth	14	SHSM
1.45m	2	Drouin-Penney, Sarah-Ann	14	ROY
1.30m	4	Scott, Hailey	14	WWHS
1.30m	4	Muller, Bryelle	14	QAA
1.30m	6	Debrun, Alex	14	TRAF
1.30m	7	Speak, Alexandra	15	ECS
1.25m	8	Barwick, Alison	14	SHSM
1.25m	9	Hebert-V, Cassandra	14	ROY
1.25m	10	D'Onofrio, Eliza	14	VILL
1.20m	11	Fyfe, Emily	14	SHSM
1.20m	12	Hunziker, Rebecca	14	QAA

[\[Top of Page\]](#) [\[Event List\]](#)

---

**Event 28 GIRLS 14-15 Long Jump**

4.54m	1	Drouin-Penney, Sarah-Ann	14	ROY
4.47m	2	Lee, Caitlin	15	LCHS
4.33m	3	Cesaire, Marilyne	14	LBP
4.21m	4	Strater, Christina	14	ROY
4.11m	5	Ranco, Kellie	14	LMAC
4.00m	6	Stacey, Alanna	14	ROY
3.99m	7	Mutumbo, Rachel	14	JRHS
3.95m	8	Cruciat, Danika	14	BHS
3.86m	9	Speak, Alexandra	15	ECS
3.72m	10	Cybulsky, Anna	14	STUD
3.68m	11	Kitner, Sarah	15	ECS
3.46m	12	Gallagher, Madison	14	KUP

[\[Top of Page\]](#) [\[Event List\]](#)

---

**Event 29 GIRLS 14-15 Triple Jump**

10.42m	1	Padvaiskas, Gabriella	14	SHSM
9.35m	2	Strater, Christina	14	ROY
9.30m	3	McDonald, Elizabeth	14	SHSM
9.23m	4	Cesaire, Marilyne	14	LBP
8.60m	5	Walford, Allison	15	JRHS
8.57m	6	Drouin-Penney, Sarah-Ann	14	ROY
8.36m	7	Nitoslawski, Sophie	14	ECS
7.94m	8	Kitner, Sarah	15	ECS
7.68m	9	Wright Connors, Taylor	15	SHSM
7.36m	10	Yazarek, Sara	14	WWHS
7.16m	11	Giampaolo, Chloe	14	VILL
7.02m	12	Flynn, Breanna	15	ROY
6.19m	13	Bervaldi, Kelly	14	VILL

[\[Top of Page\]](#) [\[Event List\]](#)

---

#### Event 30 GIRLS 14-15 Shot Put

7.52m	1	Guzzo, Elizabeth	15	LMAC
7.32m	2	Mormina, Ivana	14	VILL
7.12m	3	Smith, Dominique	15	WWHS
6.90m	4	Emond, Jessica	15	ECS
6.84m	5	Pettas, Laura	15	RHS
6.81m	6	Kitner, Sarah	15	ECS
6.80m	7	Wheatley, Katie	14	ROY
6.60m	8	Larose, Lise	14	LPHS
6.55m	9	Small, Faiya	15	LCHS
6.23m	10	Cusana, Alexia	14	VMC
5.87m	11	Verkempinck, Julie	14	WWHS
5.86m	12	Beaulieu, Caitlin	14	STT

[\[Top of Page\]](#) [\[Event List\]](#)

---

#### Event 31 GIRLS 14-15 Discus Throw

22.22m	1	Paliotti, VanEssa	15	SHSM
--------	---	-------------------	----	------

21.46m	2	Flanagan, Rochelle	15	BHS
20.72m	3	Small, Faiya	15	LCHS
19.47m	4	Iodice, Sarah	14	VILL
18.74m	5	St Vil, Sabrina	15	JFK
18.00m	6	Nowac, Sydnee	14	PCHS
17.73m	7	Guzzo, Elizabeth	15	LMAC
17.07m	8	Brown-Vandercruys, Erin	14	SHSM
15.30m	9	Mormina, Ivana	14	VILL
15.29m	10	Omassi, Jenna	14	TRAF
15.09m	11	Alexander, Lauren	14	WWHS
14.95m	12	Kreslin, Cristina	15	VILL
14.28m	13	Creaney, Janice	14	WWHS
13.61m	14	Workman-Reid, Nicole	14	ECS
13.42m	15	Warshaw, Mimi	14	ECS

[\[Top of Page\]](#) [\[Event List\]](#)

---

Event 32 GIRLS 14-15 Javelin Throw

24.61m	1	Gallagher, Madison	14	KUP
23.22m	2	Lee, Caitlin	15	LCHS
22.33m	3	Paliotti, VanEssa	15	SHSM
19.97m	4	Horvat, Megan	15	QAA
16.69m	5	St Vil, Sabrina	15	JFK
16.63m	6	Guzzo, Elizabeth	15	LMAC
15.42m	7	Brown-Vandercruys, Erin	14	SHSM
14.62m	8	Simeone, Kayla	14	LBP
14.32m	9	Debrun, Alex	14	TRAF
13.74m	10	Boora, Rupinder	14	VILL
13.25m	11	Cavanaugh, Melissa	14	ROY
13.14m	12	Nowac, Sydnee	14	PCHS
12.31m	13	Berriman, Catherine	14	VILL
10.19m	14	Small, Faiya	15	LCHS

[\[Top of Page\]](#) [\[Event List\]](#)

---

**Event 33 GIRLS 16-18 100m Dash****FINALS**

13.85	1	Agard, Shauna	16	LCHS
13.96	2	Nowlin, Bianca	17	PCHS
14.78	3	Schwinghamer, Rose	17	RVAL
14.95	4	Chalifour, Alanna	17	PCHS
15.09	5	Digirolamo, Sofia	17	SHSM
15.63	6	Juneau, Amanda	16	RVAL
15.65	7	Hall, Chianna	17	PCHS
16.26	8	Kazanel, Jodi	17	RIV

**PRELIMS**

13.58 Q	1	Agard, Shauna	16	LCHS
13.77 Q	2	Nowlin, Bianca	17	PCHS
14.48 Q	3	Schwinghamer, Rose	17	RVAL
14.64 Q	4	Digirolamo, Sofia	17	SHSM
14.79 q	5	Chalifour, Alanna	17	PCHS
14.97 q	6	Hall, Chianna	17	PCHS
15.19 q	7	Kazanel, Jodi	17	RIV
15.20 q	8	Juneau, Amanda	16	RVAL
15.35	9	Sioui, Emily	16	BHS
15.39	10	Cipriano, Daissey	17	JFK

[\[Top of Page\]](#) [\[Event List\]](#)

---

**Event 34 GIRLS 16-18 200m Run****FINALS**

29.89	1	Schwinghamer, Rose	17	RVAL
30.33	2	Romoff, Shannon	17	STUD
30.41	3	Digirolamo, Sofia	17	SHSM
31.46	4	Juneau, Amanda	16	RVAL
31.66	5	Burke, Morgan	17	PCHS
	6	Bruck, Kristina	16	BHS



31.95

PRELIMS

1	Schwinghamer, Rose	17	RVAL	
30.29 Q	2	Digirolamo, Sofia	17	SHSM
30.45 Q	3	Romoff, Shannon	17	STUD
30.65 q	4	Juneau, Amanda	16	RVAL
30.91 q	5	Burke, Morgan	17	PCHS
31.46 q	6	Bruck, Kristina	16	BHS
32.07 q	7	Kazanel, Jodi	17	RIV
32.29	8	Ta, Ashley	17	VILL
32.49	9	Coloccia, Lucie	17	LMAC
33.09				

[\[Top of Page\]](#) [\[Event List\]](#)

---

Event 35 GIRLS 16-18 400m Run

1	Bovaird, Lindsay	17	STUD	
1:06.40	2	Juneau, Amanda	16	RVAL
1:09.91	3	Schwinghamer, Rose	17	RVAL
1:10.47	4	McLean, Melanie	17	WWHS
1:10.56	5	Hall, Chianna	17	PCHS
1:13.50	6	Dixon, Caitlin	17	SHSM
1:17.11	7	Sweet, Teresa	17	SHSM
1:17.82	8	Taylor, Laura	17	PCHS
1:19.95	9	Debruyne, Amanda	17	STUD
1:21.80	10	Beaudoin, Andre Anne	17	STUD
1:22.50	11	Arunasalampillai, Ramiya	16	VILL
1:23.37				

[\[Top of Page\]](#) [\[Event List\]](#)

---

Event 36 GIRLS 16-18 800m Run

1	Fuller, Sara	17	JRHS	
2:51.31	2	Guilliani, Jenna	17	HSB
2:51.81	3	McLean, Melanie	17	WWHS
2:54.08				

2:58.40	4	Cutler, Samantha	17	ECS
3:02.06	5	Dixon, Caitlin	17	SHSM
3:07.55	6	Colozza, Caroline	17	SHSM
3:13.76	7	Debruyne, Amanda	17	STUD
3:15.15	8	Kazanel, Jodi	17	RIV
3:16.12	9	Beaudoin, Andre Anne	17	STUD
3:16.82	10	Murdoch-Finegold, Lyann	17	QAA
3:17.58	11	Valayapathy, Pavithra	17	VILL

[\[Top of Page\]](#) [\[Event List\]](#)

---

#### Event 37 GIRLS 16-18 1500m Run

6:07.69	1	Sabo, Victoria	17	VILL
6:29.23	2	McLean, Melanie	17	WWHS
6:37.46	3	Lone, Sarah	16	ROY
6:42.95	4	Colozza, Caroline	17	SHSM
7:07.34	5	Nadon, Christina	17	JRHS
DNF		Fuller, Sara	17	JRHS

[\[Top of Page\]](#) [\[Event List\]](#)

---

#### Event 38 GIRLS 16-18 3000m Run

12:43.42	1	Sabo, Victoria	17	VILL
12:55.76	2	Fuller, Sara	17	JRHS
13:24.13	3	Tait, Chloe	17	STUD
13:31.02	4	Lone, Sarah	16	ROY
16:07.52	5	Nadon, Christina	17	JRHS

[\[Top of Page\]](#) [\[Event List\]](#)

---

#### Event 39 GIRLS 16-18 100m Hurdles

17.75	1	Digirolamo, Sofia	17	SHSM
17.95	2	Schwinghamer, Rose	17	RVAL
20.41	3	Roaldi, Marianne	17	SHSM
20.62	4	Sioui, Emily	16	BHS

21.75	5	Shaw, Claire	17	STUD
21.98	6	Bertoia, Corinne	14	STUD

[\[Top of Page\]](#) [\[Event List\]](#)

---

Event 40 GIRLS 16-18 400m Hurdles

1:49.76	1	Beaudoin, Andre Anne	17	STUD
1:49.78	2	Michel, Andrea	16	STUD

[\[Top of Page\]](#) [\[Event List\]](#)

---

Event 41 GIRLS 16-18 4x100m Relay

57.20	1	Pierrefonds Comp HS A		PCHS
59.91	2	The Study A		STUD
1:00.78	3	Sacred Heart School A		SHSM
1:01.53	4	Royal Vale HS A		RVAL
1:05.65	5	Trafalgar School A		TRAF

[\[Top of Page\]](#) [\[Event List\]](#)

---

Event 42 GIRLS 16-18 4x400m Relay

4:54.82	1	The Study A		STUD
5:07.46	2	Pierrefonds Comp HS A		PCHS
5:30.45	3	Sacred Heart School A		SHSM
5:36.99	4	Villa Maria HS A		VILL

[\[Top of Page\]](#) [\[Event List\]](#)

---

Event 43 GIRLS 16-18 High Jump

1.45m	1	Agard, Shauna	16	LCHS
1.35m	2	Wiechek, Sonia	17	VMC
1.25m	3	Laforge, Frederique	17	SHSM

[\[Top of Page\]](#) [\[Event List\]](#)

---

Event 45 GIRLS 16-18 Long Jump

	1	Agard, Shauna	16	LCHS
--	---	---------------	----	------

4.70m	2	Nowlin, Bianca	17	PCHS
4.39m	3	Burke, Morgan	17	PCHS
4.17m	4	Schwinghamer, Rose	17	RVAL
4.16m	5	Coloccia, Lucie	17	LMAC
4.07m	6	Cipriano, Daissey	17	JFK
4.01m	7	Zuk, Kathleen	17	BA
3.99m	8	Kwan, Lailing	17	LCHS
3.78m	9	Sweet, Teresa	17	SHSM
3.73m	10	Hall, Chianna	17	PCHS
3.66m	11	Young, Susan	17	BA
3.51m	12	Jay, Ariel	17	STUD
3.42m	13	Kanagaratham, Kevvy	17	VILL
3.30m	14	Juneau, Laura	16	RVAL
3.02m				

[\[Top of Page\]](#) [\[Event List\]](#)

---

**Event 46 GIRLS 16-18 Triple Jump**

9.48m	1	Agard, Shauna	16	LCHS
8.62m	2	Guilliani, Jenna	17	HSB
8.24m	3	Young, Susan	17	BA
7.98m	4	McLean, Melanie	17	WWHS
7.93m	5	Paoletti, Cclaudia	17	STUD
7.82m	6	Zuk, Kathleen	17	BA
7.73m	7	Sweet, Teresa	17	SHSM
7.49m	8	Jay, Ariel	17	STUD
7.33m	9	Castellano, Maria Olivia	17	STUD
7.24m	10	Kwan, Lailing	17	LCHS
7.12m	11	Coloccia, Lucie	17	LMAC

[\[Top of Page\]](#) [\[Event List\]](#)

---

**Event 47 GIRLS 16-18 Shot Put**

9.81m	1	Agard, Shauna	16	LCHS
	2	Phizicky, Lauren	17	TRAF

7.64m	3	Mastantuono, Christina	16	VILL
7.60m	4	Zuk, Kathleen	17	BA
7.35m	5	Thompson, Tishauna	16	RVAL
7.28m	6	Young, Susan	17	BA
7.03m	7	Cipriano, Daissey	17	JFK
6.90m	8	Ta, Ashley	17	VILL
6.90m	9	Grbac, Brittany	17	LMAC
6.60m	10	Saleh, Annie	17	STUD
5.71m	11	Singh, Parbpreet	17	LBP
5.70m	12	Laforge, Frederique	17	SHSM
5.53m				

[\[Top of Page\]](#) [\[Event List\]](#)

#### Event 48 GIRLS 16-18 Discus Throw

	1	Phizicky, Lauren	17	TRAF
24.60m	2	Young, Susan	17	BA
21.19m	3	De Stefano, Lara	17	STUD
19.92m	4	Mastantuono, Christina	16	VILL
19.68m	5	Grbac, Brittany	17	LMAC
18.60m	6	Roaldi, Marianne	17	SHSM
16.68m	7	Tessler, Caitlin	17	TRAF
16.60m	8	Saleh, Annie	17	STUD
16.44m	9	Castellano, Maria Olivia	17	STUD
16.28m	10	Zuk, Kathleen	17	BA
16.23m	11	Silva, Traci	17	STT
16.19m	12	Singh, Parbpreet	17	LBP
13.65m	13	Siddiqui, Saher	17	VILL
13.45m	14	Valayapathy, Pavithra	17	VILL
13.28m				

[\[Top of Page\]](#) [\[Event List\]](#)

#### Event 49 GIRLS 16-18 Javelin Throw

	1	Kelly, Jaclyn	17	BHS
21.97m	2	Phizicky, Lauren	17	TRAF

21.23m			
3	Grbac, Brittany	17	LMAC
20.29m			
4	Ta, Ashley	17	VILL
18.00m			
5	Tessler, Caitlin	17	TRAF
16.09m			
6	Silva, Traci	17	STT
15.54m			
7	Wilkinson, Lori	17	RIV
15.52m			
8	Singh, Parbpreet	17	LBP
15.29m			
9	Abbott, Samantha	17	RIV
13.93m			
10	Valayapathy, Pavithra	17	VILL
10.02m			

[\[Top of Page\]](#) [\[Event List\]](#)

**GMAA Halo Road Race - 2008****Results - High School Race #1****Bantam Girls 2km**

<b>Place</b>	<b>Name</b>	<b>School</b>	<b>Bib</b>	<b>Time</b>
1	Erin Grant	STT		6.56
2	Leanne Sciotto	VILLA		7.33
3	Amanda Lafferty	LBPHS	216	7.35
4	Claire Henderson-Hamilton	ROYAL		7.36
5	Jessica Krejcik	ROYAL		7.41
6	Karina Gevas	WWHS		7.50
7	Rebecca Hunziker	QAA		7.57
8	Samantha Frantz	ROYAL		8.01
9	Cynthia Fournier	JFKHS	211	8.03
10	Caitlin Lavoie	ROYAL		8.31
11	Kimberly Fontes	SHSM	322	8.36
12	Audrey Kedzierski	WWHS		8.37
13	Charlotte Hings	VILLA	283	8.38
14	Laura Leclerc	TRAF	264	8.39
15	Kaylie Moss	STG	250	8.41
16	Rachel Goldberg	ECS	201	8.53
17	Carolyn Shaughnessy	ROYAL	311	8.54
18	Michelle Murphy	WIC		8.55
19	Caludia Di Salvatore	SHSM		8.56
20	Kathleen Couvric	VILLA	279	8.57
21	Sarah Yaremkov	SHSM	320	9.04
22	Jessica Johnston	VILLA	288	9.12
23	Keisha Goodleaf	QAA		9.13
24	Olivia Kostin-Cohen	STG	247	9.14
25	Rachel Levesque	SHSM	321	9.15
26	Stenia Down	VILLA	275	9.16
27	Hayley McBride	VILLA		9.17
28	Kabisha Valanthapillai	RVALE	291	9.29
29	Andrea Kaplin	STG	251	9.32
30	Mira Machobe	WIC	310	9.36
31	Victoria Yue	VILLA	276	9.38
32	Kawenni:io Lawrence	QAA		9.39
33	Kathleen Brown-Vandecruys	SHSM		9.42
34	Julia Farella	ECS	204	9.44
35	Victoria Sordain	ECS	203	9.48
36	Margot Shapiro	ROYAL		9.51
37	Kahlila Paul Cote	VILLA		9.52
38	Pom Buchanan	ECS	200	9.59
39	Camille Angle	STG	252	10.02
40	Julia Morris	TRAF	365	10.03
41	Jenny Coopersmith	STG	248	10.04
42	Alexandra Pallotta	TRAF	257	10.05
43	Jamie Farnsworth	STG	249	10.06
44	Kristina Pivnicki	TRAF	270	10.07
45	Kristen Skica	VILLA	289	10.09
46	Shannon O'Brien	TRAF	268	10.15
47	Julie Hoang	ROYAL		10.16
48	Christine Le	WIC	309	10.31
49	Natalie Vineberg	STG	253	10.38
50	Emily Dias-Geoffoy	TRAF	261	10.42
51	Melanie Negranu	TRAF	258	10.42

52	Rebecca Medvedev	HSTL		10.46
53	Zaharoula Tsapekis	WIC	308	10.49
54	Elana Luks	HSTL		10.54
55	Sara Minoque	ECS	205	11.01
56	Tai MacKenzie	TRAF	262	11.02
57	Myranda Venditoli	TRAF	260	11.03
58	Chloe Harrison-Steward	ECS	202	11.05
59	Stephanie Sudano			11.12
60	Jackie Vauphas	ROYAL		11.13
61	Emanuela Buonamici	WIC	293	11.16
62	Stephanie Yip	WIC	302	11.18
63	Sabrina Cardoso	VMC		11.19
64	Megan Veogh	VILLA	286	11.21
65	Vanessa Cobird	VILLA	287	11.27
66	Emily Woo	ROYAL		11.28
67	Sarah Mastopasqua	VMC		11.34
68	Alexia Lombardi	VMC		11.35
69	Cynthia Ventrella	VMC		11.36
70	Sabrina Valenti	VMC		11.38
71	Melanie Proulx	JFKHS	212	11.42
72				11.44
73	Isabella Burne	VILLA	278	11.49
74	Viviane Bui	VILLA	285	12.20
75	Anastasia Alexis	VILLA	273	12.29
76				12.30
77				12.31
78				12.52
79				12.54
80	Emily Shtull	ROYAL		13.00
81	Ivanna	VILLA	272	13.03
82	Jenna Laricca	VMC		13.04
83	Lauren Ganze	WIC	295	13.06
84	Ashely Ighorewo	JFKHS	213	13.07
85	Marie-Lise Page	WIC	300	13.11
86	Hagit Malikin	WIC	298	13.15
87	Stephanie Marais	WIC	312	13.17
88	Talya Freidman	WIC	294	13.38
89	Abbey Webber	WIC	307	13.48
90	Amanda Di Sclafani	VMC		13.49
91	Karleen Muhlegg	WIC	299	14.09
92	Julia Gabby	JFKHS	215	14.10
93	Isabella Nudo	QAA		14.11
94	Jennifer Goth	TRAF	267	14.13
95	Anna-Gabrielle Tremblay	TRAF	269	14.16
96	Lara Antebi	TRAF	256	14.19
97	Sabrina Knolam	VILLA	280	14.25
98	Katherine Martineau	TRAF	259	14.26
99	Maude Braunstein	WIC	292	14.28
100	Sydney Goldman	WIC	296	14.30
101	Vanessa Parent	WIC	301	14.44
102	Robin Katz	WIC	297	14.49
103	Luciana Iammarone	VMC	332	14.52
104	Vanessa Bertoni	VMC	331	14.57

**GMAA Halo Road Race - 2008  
Results - High School Race #2**



**Bantam Boys 2km**

<b>Place</b>	<b>Name</b>	<b>School</b>	<b>Bib</b>	<b>Time</b>
1				7.09
2	Daniel Lone	ROYAL		7.11
3	Michael Grizenko-V	ROYAL		7.12
4	Matthew King	ROYAL		7.36
5	Adamo Baggio	VMC		7.43
6	Brandon Rodriguez	VMC		7.47
7	Maximilien Rahuba-Pigeon	SELW	312	7.55
8	Justin Vezina	SELW	307	7.57
9	Malik Bouabid	WIC	267	7.59
10	Cody Wong	ROYAL		8.08
11	David Smith	SELW	310	8.10
12	Nicholas Kavathas	CENT		8.11
13	Christopher Riccio	VMC		8.12
14	Christian Patience	ROYAL		8.13
15	Josh Abravanel	ROYAL		8.14
16	Julien Bohbot	SELW	290	8.16
17	Lias Borshan	SELW	291	8.19
18	Nicholas Bonomo	VMC		8.20
19	Tony Pulice	VMC		9.21
20	Paulo Miguel	ROYAL		8.22
21	Adam Palayew	SELW	299	8.27
22	Joshua Gabert-D	ROYAL		8.30
23	Michael Tiexiera-Viera	JFKHS	207	8.31
24	Emiliano Morales-E	ROYAL		8.32
25				8.39
26	Spencer Wuest	SELW	309	8.43
27	Dan Ton-That	SELW	304	8.44
28	David Raflopoulos	WIC	266	9.01
29	Leonardo Lamanuzzi	SELW	314	9.02
30	Noah Daoust	SELW	294	9.03
31	Dillion D'Ornellas	CENT		9.04
32	Alex Pettem	ROYAL		9.05
33	Maxim Dragan	CENT		9.06
34	Alexandre Trudeau	SELW	306	9.08
35	Daniel Vericain	EMCS	277	9.09
36	Alex Weindrich	ROYAL		9.14
37	Michael Turchetta	EMCS	275	9.15
38	Thomas Audesse-K	ROYAL		9.16
39	Mathieu Sauvageau	EMCS	276	9.17
40	Karl Saade	WIC	247	9.18
41	Matthew Schaffer	WIC	255	9.19
42	Steven Bloom	WIC	246	9.20
43	Nicholas Jonas	SELW	297	9.21
44	Christopher Rodney-Vigneux	VMC		9.22
45	Colton Diabo	KSS	280	9.23
46	Patrick Fyfe	ROYAL		9.24
47	Sean Le Noble	WIC	257	9.25
48	Trevor Laurie	WIC	258	9.26
49	Fabrizio Monge	JFKHS	208	9.27
50	Daniel Rosenthal-Romangnolo	SELW	300	9.29
51				9.29
52	Jean-Sebastien Dackiw	SELW	293	9.30
53	Daniel Abrams	CENT		9.31
54	Corey Spector	WIC	263	9.32

55	Nicholas Vit	SELW	308	9.33
56	Francesco Valinte	VMC		9.34
57	Matthew Rodin	WIC	253	9.35
58	Tingly Larigiano	VMC		9.36
59	Stephen Gideon	ROYAL		9.42
60	Pietro Mosea	VMC		9.43
61	Ian Molerhino	VMC		9.44
62	Rikil Desai	RVALE	245	9.45
63	Dat Nguyen	SELW	313	9.46
64	Jonathan Trafficante	SELW	305	9.47
65	Zissis Hadjis	SELW	296	9.55
66	Xun Gong	SELW	317	10.00
67	Lesley Lam	SELW	315	10.03
68	J Nashiekli	WIC	250	10.08
69	Vincent Cahtigny-Barbosa	WIC	252	10.09
70	Justino Donovan	RVALE	244	10.16
71	Alex Bassilla	CENT		10.22
72	Trevon Nichols	JFKHS	203	10.23
73	Ronald Hinson	JFKHS	205	10.24
74	Neil Corber	WIC	260	10.25
75	Shaquan Layne	JFKHS	202	10.26
76	Kevin Ung	JFKHS	204	10.27
77	Jeremy Rutman	WIC	261	10.39
78	Davide Fabbri	JFKHS	206	10.40
79				10.41
80	Jake Schwartz	SELW	301	10.42
81	David Dupont	SELW	318	10.43
82	Nicholas Van Eyk	EMCS	274	10.44
83	Charles-Alexandre Lacoste Lepine	SELW	316	10.45
84				10.46
85	Gregory Masters	ROYAL		10.51
86	Luca Carata	VMC		10.52
87	John Fabrizzio	VMC	330	11.06
88	Massimo Latocca	VMC		11.07
89	Colin Sequira	SELW	311	11.15
90	Liam Shannon	SELW	302	11.16
91	Adam Karpman	SELW	298	11.18
92	Phillippe Brock	SELW	292	11.21
93	Jamie Beallor	SELW	289	11.22
94	Zach Friedman	ROYAL		11.23
95	William Gallo	SELW	295	11.24
96	Elior Yona	WIC	254	11.25
97	Andrew Bernstein	WIC	248	11.26
98	Corey Saxe	WIC	249	11.27
99	Edward Cross	WIC	264	11.28
100	Adamo Bergola	VMC		11.29
101	Vincent Gisonti	VMC	314	12.00
102	Daniel Flegg	WIC	262	12.01
103	Brandon Malz	WIC	259	12.02
104	Nomaan Ahmed	WIC	256	12.03

**GMAA Halo Road Race - 2008  
Results - High School Race #3  
Bantam Girls 2km**

<b>Place</b>	<b>Name</b>	<b>School</b>	<b>Bib</b>	<b>Time</b>
--------------	-------------	---------------	------------	-------------

1	Konwawenanhawi Diabo	KSS	306	7.49
2	Mikaela Papich	STUDY	312	7.57
3	Sarah Morgan	STUDY	317	7.59
4	Jaqueline Va	STUDY		8.13
5	Susanna Beaudoin	ECS	200	8.15
6	Summer Martin	KSS	307	8.16
7	Mallory Faurette	LAURN	323	8.18
8	Sabrina Manolakos	ROYAL		8.19
9	Sarah Kaidbey	ECS	201	8.20
10	Meghan Vaillancourt	QAA		8.26
11	Ariana Lazaris	LAURN	325	8.36
12	Roxanna Covone	LAURN	327	8.45
13	Monika Inukpuk	QAA		8.46
14	Olivia Ganescu	ROYAL		8.47
15	Jari Homer	KSS	303	8.48
16	Kathryn Yao	VILLA	265	8.49
17	Sabrina Nolan	STUDY		8.52
18	Kellie Blackburn	STG	243	8.59
19	Alisa Knezevic	VILLA	271	9.08
20	Annie Qin	STG	247	9.10
21	Karen Butt	STUDY	315	9.13
22	Kaniehwataks Lauder	QAA		9.14
23	Krishna Patel	LAURN	328	9.16
24	Vera Wagner	TRAF	252	9.26
25	Diana Stepner	STG	245	9.28
26	Sasha Monteiro	VILLA	268	9.35
27	Karmen Hoge	ROYAL		9.36
28	Kate Mikula	STUDY	318	9.48
29	Robyn Gathercole	STG	246	9.54
30	Elisa Couone	LAURN	326	9.55
31				9.56
32	Tiffana Paulrajah	LAURN	332	10.06
33				10.12
34	Lenka Wicha	STG	244	10.13
35	Jane Cui	ROYAL		10.16
36	Gabby Fangor	WIC	286	10.17
37				10.19
38	Ruby McComber	KSS	304	10.21
39	Shannon Thomas	JLHS	310	10.22
40	Kamiah Matchett	LAURN	333	10.24
41	Winne Luong	ROYAL		10.33
42	Sangmin Lee	ROYAL		10.31
43	Lori Dalkin	TRAF	257	10.43
44	Jenna Downey	TRAF	255	10.44
45	Amanda Lee	ROYAL		10.52
46	Alia Bdeira	ROYAL		10.56
47				10.57
48	Elaine Huang	ROYAL		11.14
49	Divya Patel	LAURN	329	11.15
50	Fong-Yee Chao	LAURN	336	11.16
51	Mikayla Suchecki	JLHS	309	11.17
52				11.19
53	Stephanie Moryoussef	HSTL		11.22
54	Reyana HadeF	WIC	288	11.38
55	Amanda Fiore	WIC	285	11.40
56	Abelina Simitsakos	QAA		11.56
57	Carly Rosenfield	WIC	290	11.57

58	Melaine Taing	LAURN	335	12.03
59	Gabrielle Rimok	WIC	284	12.09
60	Gabrielle Tkalec	ROYAL		12.14
61	Shetal Patel	LAURN	330	12.24
62	Sarah Oliel	WIC	283	12.25
63	A R-Kert	WIC	292	12.55
64	Latisha Williams	VILLA	270	12.56
65	Brittany Hum	WIC	289	12.57
66	Jessica Itscovitch	WIC	291	12.58
67	Bhahathy Kathivesu	VILLA	269	12.59
68	Margaret Boucher	VILLA	279	13.00
69	Jessica Krauss	VILLA	266	13.01
70	Vanessa Lepore	VILLA	267	13.02
71	Madangi Kandiah	LAURN	331	13.03
72	Ashley Orloff	HSTL		13.04
73	Adriana Archontopoulos	LAURN		13.06
74	Cindy Le	LAURN	334	13.09
75	Leigh Gantman	WIC	287	13.46
76				13.54
77	Alissa Habachi	WIC	281	14.09
78	Bianca Bruzzese	TRAF	253	14.16
79	Joanne Singerman	TRAF	254	14.18
80	Kayla Jacobs	KSS	305	14.34
81				15.27
82	Kayla Horowitz	WIC	282	15.30
83	Olivia Evangelidis	WIC	280	15.31

**GMAA Halo Road Race - 2008**  
**Results - High School Race #4**  
**Bantam Boys 2km**

<b>Place</b>	<b>Name</b>	<b>School</b>	<b>Bib</b>	<b>Time</b>
1	Nicholas Payette	LCC	219	6.40
2	Kenya Shatani	LCC	212	6.41
3	Joshua Ward	STG	231	6.47
4	James Morrison	LAURN	324	6.48
5	Jamie Steinmetz	LCC		6.52
6	David Hamlin	WWHS	274	7.02
7				7.03
8	Alex Cerantola	LAURN		7.13
9	Neil Nandall	LAURN	323	7.14
10	Kevin Ward	SELW	308	7.15
11	Ridwan Karim	LAURN	326	7.17
12	Jordan Cusano	WWHS	273	7.19
13				7.22
14	Andrea Leone	LAURN	318	7.29
15	Jonathan Ruck	WWHS	268	7.45
16	Daniel Kozel	LCC		7.46
17	Devin O'Donnell	SELW	302	7.48
18	Ben Skilvas	CENT		7.51
19	Corey Roth	WWHS	272	7.53
20	Joshua Dannenbaum	SELW	285	7.54
21	Axel Buschmann	SELW	283	7.55
22	Randy Sobhai	LAURN		7.56
23	Martin Chan	LAURN	325	7.59
24	Sterling Mitchell	SELW	301	8.01

25	Niklas Gruman	STG	225	8.03
26	Clayton Symon	LCC		8.14
27	Lam Vong	JFKHS	207	8.15
28	Alex Flores-Rescipro	STG	236	8.17
29	David Dryden	JFKHS	206	8.18
30	David De Cotiis	SELW	286	8.20
31	Matthew Rossy	SELW	303	8.21
32	Jeffrey Fitzpatrick	SELW	297	8.22
33	Josh Morantz	CENT		8.23
34	Ashesh Patel	LAURN	322	8.24
35				8.26
36	Stephane Smirnov	SELW	305	8.27
37	David Barmish	SELW	290	8.28
38	Justin Lindsay	CENT		8.34
39	David Irlhoff	HSTL		8.35
40	Micael Bertucci	STG	230	8.41
41	Anthony Papa	LCC		8.42
42	Nguyen Minh Khoa Jimmy	LAURN		8.44
43	Matthew Mastrogicomo	CENT		8.47
44	Eric Bindman	STG	323	8.48
45	Joshua Cape	SELW	293	8.49
46	Jesse Gordon	STG	233	8.50
47	Camille Darwiche	WIC	256	8.51
48	Jeremy Barrs	STG	234	8.52
49	Jeremy Serfaty	LAURN	321	8.54
50	Maxime Lambert	WIC	259	8.55
51	Josh Livingston	JFKHS	205	8.56
52	Raphael Brassard	SELW	282	8.59
53	Joseph Saiyan	LAURN		9.02
54	Jamie Thorpe	STG	238	9.07
55	Eric-James Boffey	SELW	281	9.09
56	Bernard Bechard-Torres	SELW	291	9.10
57	Jacob Farbstein	HSTL		9.15
58	Isaac Reitman	STG	237	9.17
59	Gregory John Briffett	WWHS	275	9.22
60	Nicholas Dufresne	WIC	254	9.30
61				9.38
62	Anthony Chow	SELW	295	9.41
63	Justin Chimisso	STG	237	9.42
64	Jarrett Wener	STG	228	9.56
65	Kevin Duong	STG	226	10.02
66	Justin Roy	JLHS	310	10.09
67	Marco Covello	SELW	296	10.12
68	Dev Sumbly	SELW	306	10.13
69	Edouard Charlebois	SELW	294	10.14
70	Patrick Park	STG	229	10.15
71	Matt Hui	JFKHS	209	10.22
72	Nicholas Chabanne-Salbaing	SELW	284	10.32
73	Bryce Drewery Schoeler	STG	227	10.44
74	Andrew Lowther	SELW	300	10.50
75	Bilal Powle Hoogian	LAURN	328	11.29
76	Noah Wade	SELW	307	11.35
77	Nicholas Andrei	SELW	289	11.41
78	Jonathan Boateng	SELW	292	11.42
79	Alessandro Defazio	SELW	287	11.43
80	Joshua Rosenzweig	WIC	257	11.54
81	Joshua Efros	WIC	258	11.58

82	Matthew Schwartzman	SELW	304	12.02
83	Julian Posteraro	WIC	252	12.03
84	Kolby McKeown	WIC	263	12.05
85	Avery Assayag	HSTL		12.12
86	Konstantinos Grillas	SELW	299	12.13
87	Jake Rashkovan	HSTL		12.14
88	Jean-Christophe Azzopardi	SELW	280	12.15
89	Michael Jaehoon Cho	WIC	250	12.23
90	Julian Pendenza	WIC	253	12.26
91	James Cressaty	WIC	262	12.27
92	Aaron Rogers	WIC	255	12.34
93	George Stuart	WIC	260	12.37
94	Louis Bucket	SELW		12.42
95	Matthew Goldbloom	SELW	298	12.43
96	Christian Simitsakos	WIC	244	13.09
97	Chad Ofter	WIC	248	13.31
98	Nicholas Papagelis	LAURN	319	13.38
99	Alexandre Maguid	WIC	245	13.44
100	Sami Islam	JFKHS	204	13.45
101	Ioannis Tomaras	WIC	261	13.53
102	Dao Minh	JFKHS	210	13.55
103	Jeff Nguyen	JFKHS	208	13.56
104	Zachary Roitman	WIC	249	13.57
105	Elijah Michon	WIC	251	13.58
106	Zachary Schiffman	WIC	247	14.00

**GMAA Halo Road Race - 2008**  
**Results - High School Race #5**  
**Midget Girls 4km**

<b>Place</b>	<b>Name</b>	<b>School</b>	<b>Bib</b>	<b>Time</b>
1	Allison Sibthorpe	QAA		15.27
2	Alison Barwick	SHSM	265	16.06
3	Alex VanderWeyden	ECS	209	16.30
4	Andrea Weber	LLHS	293	17.33
5	Rebecca Sciotto	VILLA	252	17.53
6	Sabine Elian	ECS	207	18.07
7	Devon Ludgate	ECS	210	18.08
8	Elysa Spadafino	LLHS	299	18.17
9	Katarina Pessina	ECS	203	19.01
10	Sarah Kitner	ECS	200	19.06
11	Cassandra Marino	VILLA	247	19.22
12	Katia Arcarese	LAURN		19.26
13	Kayla Tutino	LLHS	297	19.34
14	Cecilia Dumouchel	ECS	201	19.35
15	Zoe Smale	VILLA	243	19.42
16	Monica Couto	LLHS	295	19.46
17	Cora Masucci	VILLA	239	20.20
18	Sarah Benoit	SHSM	268	20.21
19	Brittany Myers	LAURN		20.22
20	Stephanie Beauchamp	VILLA	246	20.27
21	Maria Loren Eberle	SHSM	266	20.36
22	Liana Balaghi	ECS	204	20.37
23	Bianca Hannus	VILLA	245	20.44
24	Fiona Lennox	VILLA	254	20.45
25	Caroline Cyr	QAA		20.46

26	Laurie Shahbazian	ECS	205	21.15
27	Olicia Minicucci	LCC		21.29
28	Sabrina Laing	VILLA	242	21.34
29	Marie-Julie Vermette	VILLA	251	21.40
30	Sakugi Sivakumar	VILLA	238	21.46
31	Tameera Shaik	LAURN		21.47
32	Carla Eiseinger	VILLA	244	21.52
33	Sarah Ibrahim	ECS	206	21.55
34	Alexa Pilla	ECS	202	22.06
35	Jordan Goldberg	ECS	208	22.07
36				22.25
37	Sharhana Ganeshaligam	LAURN		22.32
38	Ahsley Mosuk	LAURN		22.33
39	Monali Patel	LAURN		22.34
40	Taylor Goodleaf	QAA		23.03
41	Erica Mancuso	VILLA	253	23.52
42	Alexandrria Papillo	VILLA	249	23.53
43	Sabrina Novak	RVALE	259	24.06
44	Magda Howard	CENT		24.31
45	Sabrina Grande	VILLA	248	24.32
46	Melinda Pena	LLHS	294	24.42
47	Alexandra Parquez	LLHS	296	24.43
48	Camille Chara	SHSM		25.02
49	Jessica Colavincenzo	SHSM		25.10
50	Marie Tiramani	SHSM	264	25.22
51	Deandra D'Arcangelo	VILLA	243	25.23
52	Claudia Antonacci	VILLA	241	25.24
53	Annie Cammisano	SHSM	267	25.26
54	Melanie D'Ifri	SHSM	260	25.46
55	Emily David	SHSM	261	26.18
56	Rukayah Gomdah	LAURN		25.26
57	Shaneha Patel	LAURN		27.15
58	Priya Patel	LAURN		27.16
59	Nicoletta Xanthopoulos	VILLA	240	27.20
60	Harsha Patel	LAURN		27.26
61	Alexandra Alaccni	SHSM	274	27.29
62	Katherine Wagner	TRAF	232	27.30
63	Jenna Omassi	TRAF	231	27.34
64	Bianca Rautel Joseph	EMCS	279	27.36
65	Angela	JFKHS	215	27.39
66	Diana Asturias	JFKHS	216	27.42
67	Catherine Santos	JFKHS	217	27.46
68	Jessica Lutfy	TRAF		27.49
69	Emma-Jo Morris	TRAF	235	27.51
70	Alexa Maclean	TRAF	237	27.52
71	Lisa Bolden	TRAF	236	27.53

**GMAA Halo Road Race - 2008**  
**Results - High School Race #6**  
**Midget Boys 4km**

Place	Name	School	Bib	Time
1	Ben Landry	CENT		13.36
2	Brian Galbraith	CENT		13.37
3	Max Levesque	LLHS	280	14.36
4	Marino Marinakis	JFKHS	206	DQ

5	Jeremy Boniello	JFKHS	209	DQ
6	Marco Martino	JFKHS	212	DQ
7	Steven Nero	JFKHS	203	DQ
8	Rafael Lopez-Gillon	JFKHS	204	DQ
9	John Lamont	SELW		15.22
10	Bjorn Dawson	SELW		15.32
11	Johnathan Sidel	WIC	243	15.49
12	Alain Ha	CENT		15.52
13	Alex Bourgoing	LLHS	291	15.53
14	Ajay Aujla	WIC	238	16.09
15	Billy Markis	LLHS	278	16.10
16	Adamo Donovan	RVALE	234	16.19
17	James Legoff	LAURN		16.31
18	Pirasath Vallipuram	LAURN		16.32
19	Eric Fineberg	HSTL		16.37
20	Daniel Miller	HSTL		16.39
21	Benjamin Palevsky	SELW		16.40
22	Mark Perlman	SELW		16.42
23	Dylan Applebaum	CENT		16.48
24	Greg Amiel	WIC	237	16.52
25	Dena Abedi	CENT		16.57
26	Christiano DeSantis	RVALE	236	17.05
27	Michael Conte	JFKHS	205	17.52
28	William MacLean	LAURN		17.53
29	Vasigaran Kailasapillai	LAURN		17.55
30	Michael Cohen	SELW		17.57
31				18.14
32	Steven Cromlish	CENT		18.16
33	Krushanth Kandiah	LAURN		18.34
34	Jenith Aiyathurai	LAURN		18.50
35	Jon Brasnett	WIC	239	18.51
36	Imtiyazz Sikder	LAURN		18.55
37	Jayson Thomas	LAURN		18.57
38	Ashton Bribal	LAURN		18.58
39	Krishnaa Siva	LAURN		18.59
40	Cory Wener	LAURN		19.19
41	Nick Di Liello	EMCS	256	19.20
42	Alfredo Cosentino	STG	222	19.44
43	Mayur Patel	LAURN		19.56
44	Harpreet Atwal	CENT		20.15
45	Chien-Ting Chen	STG	223	20.42
46	Shawn Melo	LLHS	289	21.02
47				21.21
48	Phillip DuMesnil	CENT		21.23
49	Michael Ortike	LLHS	283	21.24
50	Matthew Martin	LLHS	292	21.30
51	Domenic Adorante	LLHS	282	21.31
52				21.37
53	Vithusan Chelliah	LAURN		22.12
54	Michael Sauve Milas	LLHS	290	22.22
55	Emadadur Rahman	LAURN		22.28
56	Mitech Patel	LAURN		22.52
57	Tharsan Vacanthurajah	LAURN		22.56
58	Samuel Jean	JFKHS	213	23.09
59	Andrew F	JFKHS	210	23.55
60	Danny DeLubeillis	JFKHS	215	24.04
61	Amit Desai	RVALE	233	24.06



**GMAA Halo Road Race - 2008**  
**Results - High School Race #7**  
**Midget Girls 4km**

<b>Place</b>	<b>Name</b>	<b>School</b>	<b>Bib</b>	<b>Time</b>
1	Kristen Drummond	ROYAL		15.56
2	Aija Thompson	ROYAL		15.59
3	Nicole McLaren	ROYAL	232	16.40
4	Chloe Tait	STUDY	285	16.56
5			217	17.26
6	Cynthia Foule	SHSM		17.29
7	Anna Cybulsky	STUDY	286	18.15
8	Marilyne Cesaire	LBPHS	216	18.25
9	Talya Boisjoli	STUDY	287	18.32
10	Julie Hanna	SHSM	268	18.43
11	Tiffany Le	LAURN		18.59
12	Corinne Bertoia	STUDY	284	19.17
13	Kavi Velauthapilai	LAURN	294	19.24
14	Claudia Pulice	SHSM	267	19.36
15	Brianna Lydon	VILLA	249	19.37
16	Jessica Magonet	STUDY	288	19.54
17	Kathleen O'Keefe	SHSM	260	19.59
18	Montana Diabo	QAA		20.29
19	Alexia Cusano	VMC	300	20.30
20	Sarina Correia	VMC	302	20.31
21	Alicia Dam	VILLA	250	20.49
22	Sarah Sokol	QAA		20.51
23	Paola Morin	SHSM	265	20.52
24	Stefanie Covello	SHSM	262	20.55
25	Kristen Hirsh-Pearson	QAA		21.20
26	Kayla Miguez	ROYAL		21.56
27				22.15
28	Luana Zappitelli	SHSM	261	23.10
29	Chelsea McComber	KSS	282	23.11
30	Eleni Zimianitis	LAURN		23.12
31				23.17
32	Vanessa Fuldiniti			23.48
33			293	24.15
34	Paulina McKay	LAURN		24.18
35	Yasmine Shaalan	LAURN		24.29
36	Susannah Fisher	ROYAL		24.32
37	Mina Lam	VMC		24.33
38	Amanda Lepore	VILLA	247	24.36
39	Chloe Blumer	ECS	200	24.42
40	Fiona Spence	LAURN	295	24.54
41	Jasmine Patel	LAURN	297	24.56
42				25.35
43			221	30.11
44	Natasha Pulice	ROYAL		30.25
45	Emily Bartali-G	ROYAL		30.28
46	Sheryl Reuangrith	ROYAL		30.30

**GMAA Halo Road Race - 2008**  
**Results - High School Race #8**

### Midget Boys 4km

<b>Place</b>	<b>Name</b>	<b>School</b>	<b>Bib</b>	<b>Time</b>
1	Scott Harvey	LPHS		13.17
2	Davidee Inukpuk	LOY	259	13.44
3	Ran Shu	ROYAL		13.55
4	Greg Singh	LAURN		13.58
5				13.59
6	Xavier Lindley-Megias	CENT		14.00
7	Jamie Law-Smith	ROYAL		14.35
8				15.00
9	Sean Alphord	LAURN		15.05
10	Massimo Miriello	VMC		15.17
11	Luka Taddeo	JFKHS	205	15.18
12	Michael Abdalla	LLHS	279	15.19
13	Matthew Burdick	LLHS	278	15.37
14	Sto Jacob	KSS	243	15.48
15	Rudy Leger	LLHS	281	15.52
16	AJ Rashkovan	HSTL		15.54
17				15.55
18	Joshua Jimmratie	LAURN		16.13
19	Gregory Lemmo	LAURN		16.20
20	David Bousquet	LAURN		16.21
21	David Carby	LAURN		16.40
22				16.42
23	Richard Dupuis	LAURN		16.43
24	Alessandro Poljak	JFKHS		16.46
25	Joseph Ciampini	LAURN		16.47
26	Andrew Dias	LLHS	277	16.56
27	David Berardo	LAURN		17.09
28				17.10
29	Corey Branco-Flores	VMC		17.37
30				17.38
31				17.40
32				17.52
33	Jonathan Sebag	HSTL		18.00
34	Dmitriy Grudin	ROYAL		18.01
35	Domenic Nizzola	CENT		18.18
36	Muninder Singh	LAURN		18.23
37	Jimmy Le	LAURN		18.31
38	James Kolla	LAURN		18.51
39				19.48
40	Michael Wrobel	ROYAL		20.16
41	Graham Martin	JLHS	251	20.52
42				21.08
43	Hamad Khan	LAURN		21.52
44	Julio Del Carman	VMC	297	21.53
45	Paul Carata	VMC	301	21.54
46	Bobby Bougie	JLHS	250	21.55
47	Justin Cheng	ROYAL		21.56
48	Justin Matani	VMC	299	21.57
49	Arun Dayananda	ROYAL		21.58
50	Jacob Wald	ROYAL		22.04
51	Raheem McGrath	JLHS	252	22.25
52	Joey Crisati	VMC	298	22.26
53	Alex Montanaro	JFKHS	253	22.37
54	Bernard Wong	ROYAL		23.23

55	Adam Omassi	CENT		23.35
56	Aftab Mian	LAURN		24.11
57	Preston Blake	JLHS	253	24.13
58	Dustin Graham	JLHS	254	24.14
59	Samin Bhuiyan	ROYAL		24.26
60	Ratheepan Selvarajah	ROYAL		24.28
61	Kaushihan Kanapathipollai	LLHS	280	25.19
	Mustafa Ahmed	LAURN	DQ	

**GMAA Halo Road Race - 2008**  
**Results - High School Race #9**  
**Juvenile Boys 5km**

Place	Name	School	Bib	Time
1	Ben Pearsall	EMCS		16.54
2	Jameel Greenridge	LPHS		17.32
3	Jamie Tait	LCC	208	17.48
4	William Batony-Bernardin	LCC	207	18.06
5	Phillip Zwanenburg	ROYAL		18.23
6	Denis Smirnov	SELW		19.28
7				19.32
8				19.39
9	Thoranweanecken Rice	KSS	243	19.40
10	Atewenniio Deer	KSS	244	19.41
11	Keko Williams	CENT		19.42
12	Josh Schiff	WIC	232	19.43
13	Jesse Gemoki	LLHS	283	20.18
14				20.23
15	Thomas Stewart-Waywell	RVALE	230	20.27
16	Steven Carson	LLHS	282	20.28
17	Alex Aoumeliotis	RVALE	229	20.43
18	Melton	JFKHS	204	20.57
19	Ryan Brun	SELW		20.59
20				21.21
21				21.34
22	Dilan Patel	LAURN		21.42
23	Chris Davis	LAURN		21.46
24	Thomas Nichols	SELW		21.48
25				21.52
26	Andrew Pololos	LAURN		22.02
27	Ryan Altman	SELW		22.11
28	Olivier Gran	Educ Plus		22.24
29				22.49
30	Thomas Lemos	LAURN		23.19
31	Jermaine Muckler	LAURN		23.28
32	George Dimopoulos	LAURN		23.50
33	Nicholas Busch	Educ Plus		23.52
34	Zach Wise	CENT		23.54
35	Dimitri Gallos	LAURN		23.56
36	Matthew Khoury	LAURN		23.57
37	Alex Shiri	SELW		23.58
38	Tristano Tenaglia	SELW		23.59
39	Chris Culley	JLHS	262	24.00
40	Robert Racine	JFKHS	202	24.28
41	Nico Mills	JLHS	263	25.13
42				25.35

43				26.39
44	Joshua Rosenberg	Educ Plus		26.58
45	Scott Irwin	Educ Plus		27.02
46	Mike Deloso	JLHS	261	27.09
47	Marco Brown	JLHS	260	27.28
48	Robert Sevo	LLHS		27.29
49	Tyler Schmidt	EMCS	241	27.46
50	Phillip Ta Kim	SELW		27.47
51	Vernon Lemos	LAURN		28.23
52	Salvatore Tedone	EMCS	240	28.28
53				28.29
54	Willie Felberbaum	Educ Plus		28.30
55	Sam Litvack	Educ Plus		28.42
56	Nessim Malka	Educ Plus		28.43
57				28.44
58				28.45
59	Barry Thompson	Connections	288	28.48

**GMAA Halo Road Race - 2008**  
**Results - High School Race #10**  
**Juvenile Girls 5km**

<b>Place</b>	<b>Name</b>	<b>School</b>	<b>Bib</b>	<b>Time</b>
1	Victoria Sabo	VILLA	215	20.33
2	Sarah Lone	ROYAL		22.41
3	Sanjida Hoque	VILLA		22.55
4	Kelly Macridis	LLHS	270	25.60
5	Parithra Valayapathy	VILLA	220	25.41
6	Amanda Juneau	RVALE	233	26.00
7	Laura Juneau	RVALE	234	26.05
8	Rose Schwinghammer	RVALE	236	26.07
9	Lailing Kwan	LCCHS	251	28.18
10				28.22
11	Ramiya Arunasalampillai	VILLA	222	28.47
12	Alex Enciu	ECS	200	28.59
13	Emilie Dolan	VILLA	666	29.11
14	M Ribeiro	VILLA	999	29.12
15	Ashley Ta	VILLA	223	30.02
16	Shadiya Hawas	LAURN		30.03
17	Vyshica Patgunarasa	LAURN		30.08
18	Saher Siggiqui	VILLA	219	33.43
19	Sangeetha Jeyakumar	VILLA	216	34.21
20	Sandra Covone	Educ Plus		34.22
21	Anca Bejenaru	Educ Plus		34.23
22	Debby Noel	Educ Plus		34.24
23	Sofia Pournaras	Educ Plus		37.58
24	Shaumia Renganathan	LAURN		38.00
25	Tyanna Kirby	CENT		38.42
26				38.43
27				39.58
28	Krystle Noel	Educ Plus		39.59
28	Gagia Geubenlian	Educ Plus		40.02
29				40.03
30	Shannon Tweed	EMCS	245	40.22
31	Edith Berko	EMCS	244	40.23
32	Reulniya Kanagaratham	VILLA	218	40.24

33	Saheena Tai	VILLA	221	40.44
34				40.55
35				40.56
36				40.59
37	Pamela Chiu	LAURN		41.00

**733**

# Indoor Soccer Playoffs - 2007-2008

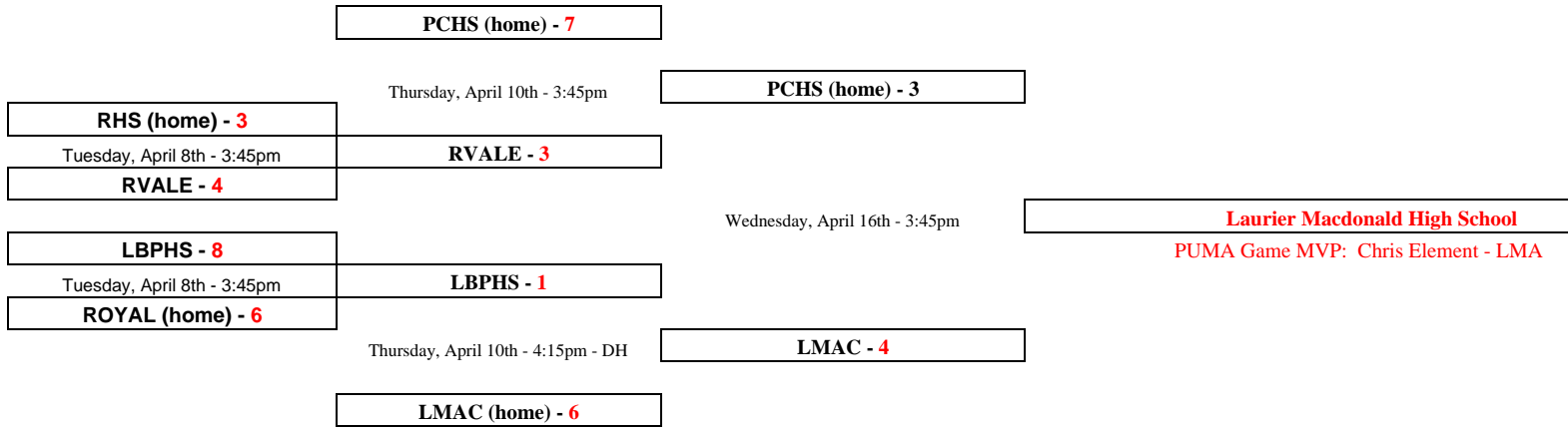
April 21, 2008

8:54:05 AM

**Juvenile Boys "Div 1" 10 teams - first place from each section plus two other teams with the best records overall**

Quarter Final	Semi Final	Final	Champions
---------------	------------	-------	-----------

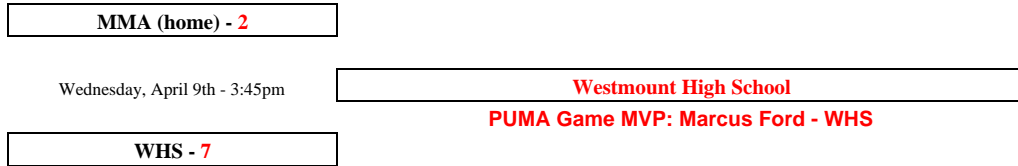
First and Second place from the same section can never meet until the finals - supersedes all other playoff rules



**Juvenile Boys "Div 3" 4 teams - top two make playoffs**

Final	Champions
-------	-----------

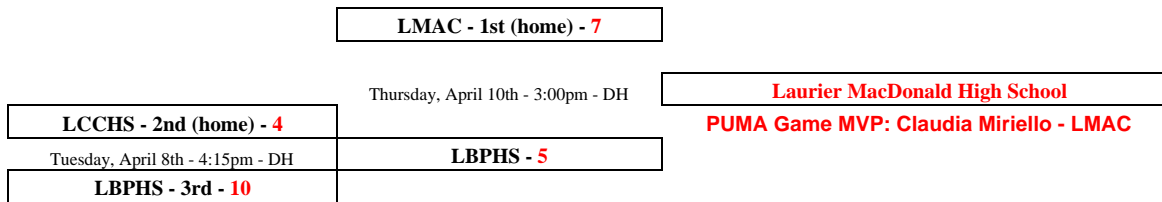
First and Second place from the same section can never meet until the finals - supersedes all other playoff rules



**Juvenile Girls "Div 1" 4 teams - top three make playoffs**

Semi Finals	Final	Champions
-------------	-------	-----------

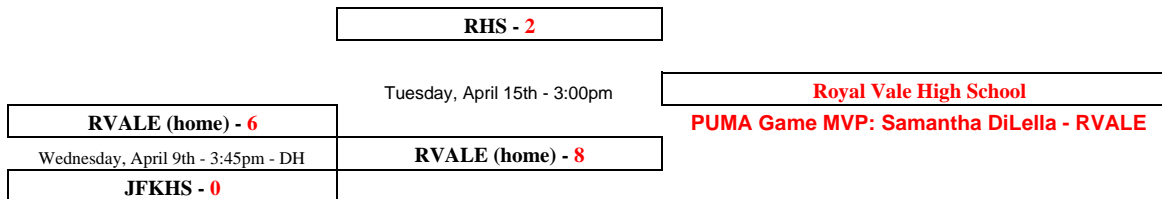
First and Second place from the same section can never meet until the finals - supersedes all other playoff rules



**Juvenile Girls "Div 3" 5 teams - 1st place from each section plus top second place team**

Semi Final	Final	Champions
------------	-------	-----------

First and Second place from the same section can never meet until the finals - supersedes all other playoff rules



**Midget Boys "Div 1" 5 teams - 1st place from each section plus top second place team**

Semi Final	Final	Champions
------------	-------	-----------

First and Second place from the same section can never meet until the finals - supersedes all other playoff rules

LMAC (home) - 10

Tuesday, April 15th - 3:45pm

Laurier MacDonald High School

PUMA Game MVP: Davide Salvoni - LMAC

LCCHS (home) - 2

Thursday, April 10th - 2:30pm - DH

LBPBS - 1

LBPBS - 7

**Midget Boys "Div 3" 4 teams - top three make playoffs**

Semi Finals

Final

Champions

First and Second place from the same section can never meet until the finals - supersedes all other playoff rules

FACE - 1st (home) - 8

Monday, April 14th - 3:00pm

Face High School

PUMA Game MVP: Rene Omabsanga - FACE

LAURN - 2nd (home) - 6

Wednesday, April 9th - 3:45pm

LAURN - 3

MMA - 3rd - 2

**Midget Girls "Div 1" 5 teams - 1st place from each section plus top second place team**

Semi Final

Final

Champions

First and Second place from the same section can never meet until the finals - supersedes all other playoff rules

VMC (home) - 8

Wednesday, April 16th - 3:30pm

Vincent Massey Collegiate

PUMA Game MVP: Katia Codipietro - VMC

LCCHS (home) - 2

Tuesday, April 8th - 3:00pm - DH

LCCHS - 1

RHS - 1

**Midget Girls "3A" 5 teams - 1st place from each section plus top second place team**

Semi Final

Final

Champions

First and Second place from the same section can never meet until the finals - supersedes all other playoff rules

RVALE - 3

Tuesday, April 15th - 3:00pm

Face High School

PUMA Game MVP: Alexia Soudin - FACE

FACE (home) - 9

Wednesday, April 9th - 3:45pm

FACE (home) - 7

MMA - 0

**Bantam Boys "Div 1" - 9 teams - First place from A and B plus top second place team - Top 3 teams from C**

Quarter Final

Semi Final

Final

Champions

First and Second place from the same section can never meet until the finals - supersedes all other playoff rules

VMC (home) - 14

Tuesday, April 15th - 3:30pm

VMC (home) - 5

RVALE (home) - 5

Wednesday, April 9th - 4:45pm - DH

RVALE - 2

LAURN - 4

Thursday, April 17th - 3:30pm

Vincent Massey Collegiate

PUMA Game MVP: Jordan Vellaposta - VMC

WHS - 0

Tuesday, April 8th - 3:45pm

LBPBS - 5

LBPBS (home) - 11

Thursday, April 10th - 3:45pm

LBPBS - 1

LCCHS (home) - 1





4/9/2008 9:08

School	Games	Win	Loss	Tie	Points
<b>JB1A</b>					
Pierrefonds Comprehensive HS	5	5	0	0	15
Lasalle Community High School	5	1	4	0	3
<b>JB1B</b>					
Royal West Academy	6	4	2	0	12
Royal Vale High School	6	3	3	0	9
LaurenHill Academy	6	1	5	0	3
<b>JB1C</b>					
Laurier MacDonald HS	4	4	0	0	12
John F Kennedy High School	5	1	4	0	3
<b>JB1D</b>					
Rosemount High School	6	4	2	0	12
Lester B Pearson High School	5	3	2	0	9
Vincent Massey Collegiate	6	1	5	0	3
<b>JB3A</b>					
Marymount Academy	6	5	1	0	15
Westmount High School	6	5	1	0	15
Kells Academy	6	2	4	0	6
Graves Adventist Academy	6	0	6	0	0
<b>JG1A</b>					
Laurier Macdonald High School	5	5	0	0	15
Lasalle Community Comp HS	6	4	2	0	12
Lester B. Pearson High School	5	2	3	0	6
Pierrefonds Comp. High School	6	0	6	0	0
<b>JG3A</b>					
Rosemount High School	5	3	2	0	9
John F Kennedy High School	5	2	3	0	6
<b>JG3B</b>					
Royal Vale High School	6	6	0	0	18
LaurenHill High School	6	2	4	0	6
Marymount Academy	6	1	5	0	3
<b>MB1A</b>					
Lasalle Community High School	5	4	1	0	12
John F Kennedy High School	5	0	5	0	0
<b>MB1B</b>					
Laurier Macdonald High School	6	5	1	0	15
Lester B. Pearson High School	6	3	3	0	9
Rosemount High School	6	2	4	0	6
<b>MB3A</b>					
Face High School	6	5	1	0	15
LaurenHill Academy	6	5	1	0	15

	Marymount Academy	6	2	4	0	6
	Westmount High School	6	0	6	0	0
<b>MG1A</b>						
	Lasalle Community High School	5	4	1	0	12
	Westmount High School	5	0	5	0	0
<b>MG1B</b>						
	Vincent Massey High School	6	6	0	0	18
	Rosemount High School	6	3	3	0	9
	John F Kennedy High School	6	1	5	0	3
<b>MG3A</b>						
	Vincent Massey High School	4	4	0	0	12
	Face High School	4	3	1	0	9
<b>MG3B</b>						
	Royal Vale High School	6	3	3	0	9
	Marymount Academy	6	2	4	0	6
	James Lyng High School	6	1	5	0	3
<b>BB1A</b>						
	Lasalle Community High School	5	4	1	0	12
	Pierrefonds Comprehensive HS	5	3	2	0	9
<b>BB1B</b>						
	Royal Vale High School	6	4	2	0	12
	Westmount High School	6	3	3	0	9
	Marymount Academy	6	0	6	0	0
<b>BB1C</b>						
	Vincent Massey High School	6	6	0	0	18
	Lester B Pearson High School	6	4	2	0	12
	LaurenHill Academy	6	2	4	0	6
	John F Kennedy High School	6	0	6	0	0

## GMAA RELAY MEET

### 4X100 M

### BAN. GIRLS

LANE	SCHOOL	PLACE	TIME
1	STUDY	3	01:03.9
2	ROYAL	4	01:08.3
3	KUPER	scr	
4	VMC	1	59.1
5	BHS	2	01:00.6
6			
7			
8			

## GMAA RELAY MEET

### 4X400 M

### BAN. GIRLS

LANE	SCHOOL	PLACE	TIME
1	BHS	2	05:08.8
2	VMC	1	04:57.5
3	ROYAL	3	5;14.83
4	STUDY	4	05:21.0
5	KUPER	scr	
6			
7			
8			

## GMAA RELAY MEET

### MEDLEY

### BAN. GIRLS

LANE	SCHOOL	PLACE	TIME
1	BHS	scr	

2	KUPER	scr		
3	STUDY		3	05:22.4
4	ROYAL		2	05:47.6
5	VMC		1	05:11.7
6				
7				
8				

## GMAA RELAY MEET

### 4X100 M

### MID. GIRLS

LANE	SCHOOL	PLACE	TIME
1	BHS	4	1;01.48
2	VMC	3	1;00.99
3	STUDY	2	1;00.76
4	ROYAL	1	58.88
5	KUPER	5	1;01.89
6			
7			
8			

## GMAA RELAY MEET

### 4X400 M

### MID. GIRLS

LANE	SCHOOL	PLACE	TIME
1	VMC	4	5;22.68
2	STUDY	3	5;13.31
3	BHS	1	4;56.22
4	KUPER	5	5;30.65
5	ROYAL	2	5;00.35
6			
7			
8			

## GMAA RELAY MEET

**MEDLEY****MID. GIRLS**

LANE	SCHOOL	PLACE	TIME
1	ROYAL	1	5;00.62
2	KUPER	5	5;29.96
3	STUDY	3	5;18.17
4	BHS	2	5;03.32
5	VMC	4	5;20.19
6			
7			
8			

**C GMAA RELAY MEET****4X100 M****JUV. GIRLS**

LANE	SCHOOL	PLACE	TIME
1	STUDY	2	59.76
2	VMC	scr	
3	BHS	3	1;03.25
4	KUPER	1	59.29
5			
6			
7			
8			

**GMAA RELAY MEET****4X400 M****JUV. GIRLS**

LANE	SCHOOL	PLACE	TIME
1	BHS	3	5;25.96
2	STUDY	1	4;57.61
3	VMC	scr	
4	KUPER	2	5;10.67
5			
6			
7			
8			

## GMAA RELAY MEET

### MEDLEY

### JUV. GIRLS

LANE	SCHOOL	PLACE	TIME
1	VMC	scr	
2	BHS	2	5;38.01
3	STUDY	1	5;30.95
4			
5			
6			
7			
8			

## GMAA RELAY MEET

### 4X100 M

### BAN. BOYS

LANE	SCHOOL	PLACE	TIME
1	LOYOLA	3	57.07
2	ROYAL	4	57.92
3	KUPER	2	55.08
4	VMC	1	51.61
5			
6			
7			
8			

## GMAA RELAY MEET

### 4X400 M

### BAN. BOYS

LANE	SCHOOL	PLACE	TIME
1	VMC	1	4;26.96
2	LOYOLA	2	4;40.11
3	ROYAL	4	4;42.23
4	KUPER	3	5;02.47
5			
6			

7

8

## GMAA RELAY MEET

### MEDLEY

### BAN. BOYS

LANE	SCHOOL	PLACE	TIME
1	ROYAL	2	4;53.93
2	KUPER	4	5;25.69
3	VMC	1	4;44.28
4	LOYOLA	3	5;06.04
5			
6			
7			
8			

## GMAA RELAY MEET

### 4X100 M

### MID. BOYS

LANE	SCHOOL	PLACE	TIME
1	BHS	4	54.58
2	LOYOLA	1	49.8
3	KUPER	3	52.29
4	VMC	2	50.93
5			
6			
7			
8			

## GMAA RELAY MEET

### 4X400 M

### MID. BOYS

LANE	SCHOOL	PLACE	TIME
1	VMC	2	4;13.37
2	BHS	4	4;43.99

3	LOYOLA	1	4;04.12
4	KUPER	3	4;34.07
5			
6			
7			
8			

## GMAA RELAY MEET

### MEDLEY

### MID. BOYS

LANE	SCHOOL	PLACE	TIME
1	KUPER	3	4;56.51
2	VMC	2	4;39.48
3	BHS	4	5;08.99
4	LOYOLA	1	4;29.51
5			
6			
7			
8			

## GMAA RELAY MEET

### 4X100 M

### JUV. BOYS

LANE	SCHOOL	PLACE	TIME
1	PCHS	1	47.82
2	ROYAL	2	50.76
3	VMC	4	52.05
4	KUPER	3	51.91
5	BHS	5	52.69
6			
7			
8			

## GMAA RELAY MEET



**4X400 M****JUV. BOYS**

LANE	SCHOOL	PLACE	TIME
1	BHS	5	4;38.58
2	KUPER	3	4;26.87
3	PCHS	1	3;53.05
4	ROYAL	2	4;01.35
5	VMC	4	4;30.04
6			
7			
8			

**GMAA RELAY MEET****MEDLEY****JUV. BOYS**

LANE	SCHOOL	PLACE	TIME
1	VMC	4	4;52.22
2	ROYAL	2	4;27.77
3	BHS	3	04:28.4
4	KUPER	5	5;25.24
5	PCHS	1	4;11.73
6			
7			
8			

**TEAM RESULTS****BAN. GIRLS**

	SCHOOL	POINTS
1	VMC	21
2	ROYAL	12
3	STUDY	11
4	BHS	10
5		

## MID. GIRLS

	SCHOOL	POINTS
1	ROYAL	19
2	BHS	16
3	STUDY	13
4	VMC	10
5	KUPER	7

## JUV. GIRLS

	SCHOOL	POINTS
1	STUDY	17
2	BHS	15
3	KUPER	12
4		
5		

## BAN. BOYS

	SCHOOL	POINTS
1	VMC	21
2	LOYOLA	13
3	KUPER	12
4	ROYAL	11
5		

## MID. BOYS

	SCHOOL	POINTS
1	LOYOLA	21
2	VMC	15
3	KUPER	12
4	BHS	9
5		

## JUV. BOYS

	SCHOOL	POINTS
1	PCHS	21
2	ROYAL	15
3	KUPER	10
4	VMC	9
5	BHS	8

# G.M.A.A. Rugby 15's 2007-08 Championships

6/3/2008 13:15

## Juvenile Boys "1A"

Semi	Final	Champions
<b>CVR - 1A (home) - 16</b> 153 - Tuesday, May 27th - 3:45pm	<b>CVR - 5</b>	<b>Lower Canada College</b> <b>Baden Game MVP: George Robertson</b>
<b>LOY - 4A - 14</b>		
<b>LCC. - 2A (home) - 22</b> 154 - Tuesday, May 27th - 3:45pm	<b>LCC. - 15</b>	
<b>STT - 3A - 5</b>		

## Juvenile Boys "3A"

Semi Final	Final	Champions
<b>MACD - 1A (home) - 8</b> 166 - Tuesday, May 27th - 4:30pm	<b>MACD - 14</b>	<b>John Rennie High School</b> <b>Baden Game MVP:</b>
<b>LSHS - 2B - 0</b>		
<b>JRHS - 1B (home) - 19</b> 167 - Tuesday, May 27th - 4:15pm	<b>JRHS (home) - 19</b>	
<b>WWHS - 2A - 12</b>		

## Juvenile Girls "1A"

Final	Champions
<b>STT - 1A - 8</b>	<b>St Thomas High School</b> <b>Baden Game MVP: Brianna Miller - STT</b>
<b>CVR - 2A - 3</b>	

## Juvenile Girls "3A"

Semi	Final	Champions
<b>BHS - 1A (home) - 21</b> 150 - Monday, May 26th - 5:00pm at BHS	<b>BHS (home) - 10</b>	<b>John Rennie High School</b> <b>Baden Game MVP:</b>
<b>LA - 2B - 19</b>		
<b>ROYAL - 1B (home) - 15</b> 151 - Monday, May 26th - 4:30pm at Ed Megher Field	<b>JRHS - 15</b>	
<b>JRHS - 2A - 17</b>		

## Midget Boys 1

Semi	Final	Champions
<b>STT - 1A (home) - 39</b>		
155 - Tuesday, May 27th - 3:45pm at school	<b>STT - 36</b>	
<b>ROYAL - 4A - 0</b>		
	Championship Game 161 - Thursday, May 29th, 2008 3:30pm at LCC	<b>St Thomas High School</b> <b>Baden Game MVP: Nik Chyzenski</b>
<b>LOY - 2A (home) - 25</b>		
156 - Tuesday, May 27th - 3:45pm	<b>WIC - 5</b>	
<b>WIC - 3A - 32</b>		

## Midget Boys 3

Final	Champions
<b>WWHS - 1A (home) - 0</b>	
Championship Game 152 - Monday, May 26th, 2008 4:00PM	<b>Lindsay Place High School</b> <b>Baden Game MVP:</b>
<b>LPHS - 2A - 10</b>	

## Midget Girls "1A"

Final	Champions
<b>CVR - 1A - 10</b>	
Championship Game 157 - Wednesday, May 28th, 2008 3:30pm at LCC	<b>Chateauguay Valley Regional HS</b> <b>Baden Game MVP: Christina Primea</b>
<b>STT - 2A - 7</b>	

## Bantam Boys 1

Semi	Final	Champions
<b>STT - 1A (home) - 41</b>		
159 - Wednesday, May 28th - 4:15pm	<b>STT - 13</b>	
<b>LCC. - 2B - 0</b>		
	Championship Game 165 - Friday, May 30th, 2008 3:45pm at Ed Meagher (won coin toss)	<b>St. Thomas High School</b> <b>Baden Game MVP: Derek Whitehall - ST</b>
<b>LOY - 1B (home) - 2</b>		
160 - Wednesday, May 28th - 3:45pm	<b>LOY (home) - 8</b>	
<b>LPHS - 2A - 0</b>		

## G.M.A.A. Rugby 15's Final Standings 2008

6/3/2008 13:14						
	School	Games	Win	Loss	Tie	Points
<b>Juvenile Boys "1-A"</b>						
4	Chateauguay Valley Regional High School	4	3	1	0	6
	Lower Canada College	4	3	1	0	6
	St. Thomas High School	4	2	2	0	4
	Loyola High School	4	2	2	0	4
	Selwyn House School	4	0	4	0	0
<b>Juvenile Boys "3-A"</b>						
	Macdonald High School	4	4	0	0	8
	Westwood High School	4	2	2	0	4
	Lindsay Place High School	4	2	2	0	4
4	Beaconsfield High School	4	2	2	0	4
	Riverdale High School	4	0	4	0	0
<b>Juvenile Boys "3-B"</b>						
4	John Rennie High School	4	4	0	0	8
	Laurier Senior High School	4	2	2	0	4
	Centennial Academy	4	0	4	0	0
<b>Juvenile Girls "1A"</b>						
	St. Thomas High School	6	6	0	0	12
6	Chateauguay Valley Regional High School	6	4	2	0	8
	Laurier Senior High School	6	1	5	0	2
	Lower Canada College	6	1	5	0	2
<b>Juvenile Girls "3A"</b>						
4	Beaconsfield High School	4	3	1	0	6
	John Rennie High School	4	3	1	0	6
	Lindsay Place High School	4	3	1	0	6
	MacDonald High School	4	1	3	0	2
	Pierrefonds Comp. High School	4	0	4	0	0
<b>Juvenile Girls "3B"</b>						
4	Royal West Academy	4	4	0	0	8
	Lakeside Academy	4	2	2	0	4
	Howard S. Billings High School	4	2	2	0	4
	Villa Maria High School	4	2	2	0	4
	Centennial Regional High School	4	0	4	0	0
<b>Midget Boys "1A"</b>						
6	St. Thomas High School	4	4	0	0	8
	Loyola High School	4	3	1	0	6
	West Island College	4	2	2	0	4
	Royal West Academy	4	1	3	0	2
	Lower Canada College	4	0	4	0	0
<b>Midget Boys "3A"</b>						
	Westwood High School	5	4	1	0	8
6	Lindsay Place High School	5	4	1	0	8

		Kuper Academy	6	3	3	0	6
		Macdonald High School	6	0	6	0	0
<b>Midget Girls "1A"</b>							
		Chateauguay Valley Regional High School	6	5	1	0	10
<b>6</b>		St. Thomas High School	6	4	2	0	8
		Miss Edgars & Miss Cramps School	6	3	3	0	6
		Ecole Secondaire Aurthur Pigeon	6	0	6	0	0
<b>Bantam Boys "1A"</b>							
		St. Thomas High School	6	6	0	0	12
<b>4</b>		Lindsay Place High School	6	4	2	0	8
		West Island College	6	2	4	0	4
		MacDonald High School	6	0	6	0	0
		Westwood High School	0	0	0	0	0
<b>Bantam Boys "1B"</b>							
		Loyola High School	6	6	0	0	12
<b>6</b>		Lower Canada College	6	4	2	0	8
		Selwyn House School	6	2	4	0	4
		Royal West Academy	6	0	6	0	0

# Touch Football Playoffs 2008

6/3/2008 13:13

<i>Semis</i>	<i>Juvenile Girls Division I Finals</i>	<i>Champions</i>
<b>PCHS - 1A (home) - 1</b>		
150 - Tuesday, May 27th - 3:30pm	<b>SHSM - 14</b>	
<b>SHSM - 2B - 2</b>		
	Championship Game Thursday, May 29th, 2008 4:45pm at LCCHS	<b>Lasalle Community Comprehensive HS</b>
<b>LCCHS - 1B (home) - 33</b>		
151 - Tuesday, May 27th - 3:45pm	<b>LCCHS (home) - 18</b>	
<b>WWHS - 2A - 3</b>		

<i>Semis</i>	<i>Juvenile Girls Division III Finals</i>	<i>Champions</i>
<b>CENT - 1A - 6</b>		
152 - Wednesday, May 27th - 3:30pm at Murray Hill	<b>STUDY - 3</b>	
<b>STUDY - 2B - 13</b>		
	Championship Game Friday, May 30th, 2008 3:15pm at LaurenHill Academy	<b>The Study School</b>
<b>LAURN - 1B (home) - 9</b>		
153 - Tuesday, May 27th - 3:45pm at LAURN	<b>LAURN - 0</b>	
<b>HSBHS - 2A - 0</b>		

<i>Semis</i>	<i>Midget Girls Division I Finals</i>	<i>Champions</i>
	<b>SHSM - 1A - 2</b>	
	Championship Game Thursday, May 29th, 2008 4:45pm at PCHS	<b>Sacred Heart School of Montreal</b>
<b>BA - 2A (home) - 2</b>		
154 - Monday, May 26th - 4:15pm	<b>BA - 0</b>	
<b>WWHS - 3A - 0</b>		

<i>Semis</i>	<i>Bantam Girls Division I Finals</i>	<i>Champions</i>
--------------	---	------------------



**WWHS - 1A - 0**

Championship Game  
Thursday, May 29th, 2008  
3:15pm at PCHS

**Lower Canada College**

**BIAL - 2A (home) - 6**

155 - Monday, May 26th - 3:45pm  
at LCC

**LCC. - 7**

**LCC. - 3A - 14**

**Semis**

**Bantam Girls Division III  
Finals**

**Champions**

**KUPER - 1A (home) - 39**

Championship Game  
Thursday, May 29th, 2008  
3:30pm at Parc des Benevoles

**Kuper Academy**

**SHSM - 2A (home) - 8**

156 - Tuesday, May 27th - 4:15pm  
at HSBHS

**HSBHS - 0**

**HSBHS - 3A - 12**

# GMAA Girls Touch Football Final Standings 2007-2008

6/3/08 1:12 PM

	School	Games	Win	Loss	Tie	#REF! Points
<b>Juvenil</b>						
<b>6</b>	Pierrefonds High School	6	5	1	0	10
	Westwood High School	6	4	2	0	8
	West Island College	6	3	3	0	6
	Lower Canada College	6	2	4	0	4
	Beaconsfield High School	6	1	5	0	2
<b>Juvenil</b>						
<b>6</b>	Lasalle Community Comp HS	6	6	0	0	12
	Sacred Heart School of Montreal	6	4	2	0	8
	Trafalgar School	6	2	4	0	4
	Bialik High School	6	0	6	0	0
<b>Juvenil</b>						
<b>4</b>	Centennial Academy	4	4	0	0	8
	Howard S. Billings High School	4	3	1	0	6
	ECS	4	1	3	0	2
	Royal West Academy	4	0	4	0	0
<b>Juvenil</b>						
<b>6</b>	LaurenHill Academy	6	5	1	0	10
	The Study	6	5	1	0	10
	Rosemount High School	6	2	4	0	4
	John F. Kennedy High School	6	0	6	0	0
<b>Midget</b>						
<b>4</b>	Sacred Heart School	4	4	0	0	8
	Beurling Academy	4	3	1	0	6
	Westwood High School	4	2	2	0	4
	Macdonald High School	4	1	3	0	2
	West Island College	4	0	4	0	0
<b>Banta</b>						
<b>5</b>	Westwood High School	4	4	0	0	8
	Bialik High School	5	4	1	0	8
	Lower Canada College	5	3	2	0	6
	Pierrefonds High School	5	2	3	0	4
	Beurling Academy	4	1	3	0	2
	West Island College	5	0	5	0	0
<b>Banta</b>						
<b>5</b>	Kuper Academy	5	5	0	0	10
	Sacred Heart School	5	3	2	0	6
	Howard S Billings HS	5	3	2	0	6
	Trafalgar School	5	2	3	0	4
	Face High School	5	2	3	0	4
	Lower Canada College	5	0	5	0	0



## Boys

### Teams

<b>Bantam</b>	Gold	Selwyn House / West Island College
	Silver	Lower Canada College
<b>Midget</b>	Gold	Selwyn House
	Silver	Loyola
<b>Juvenile</b>	Gold	
	Silver	

### Doubl

<b>Bantam</b>	Gold	Andrew Rossy/Tom Rohan - SELWYN
	Silver	Jesse Fellner/Steven Bloom - WIC
	Bronze	Sean Segal/Gregory Wainberg - LCC
<b>Midget</b>	Gold	Alex Hall/Misha Jackson - ROYAL
	Silver	Christopher O'Brien/Tomas Zylak - LOYOLA
	Bronze	Brian Leiberman/Jeremy Kovac - HZS
<b>Juvenile</b>	Gold	
	Silver	
	Bronze	

### Single

<b>Bantam</b>	Gold	Phillip Winser - WIC
	Silver	Sacha Benidic - HZS
	Bronze	Jack Boyd - KUPER
<b>Midget</b>	Gold	Phil Simard - SELWYN
	Silver	Anton Schlemm - SELWYN
	Bronze	Adrian Boubalos - LOYOLA
<b>Juvenile</b>	Gold	
	Silver	
	Bronze	

## Girls

### Teams:

<b>Bantam</b>	Gold	Miss Edgar's & Miss Cramps School
	Silver	The Study
<b>Midget</b>	Gold	The Study
	Silver	Miss Edgar's & Miss Cramps School
<b>Juvenile</b>	Gold	Villa
	Silver	Lower Canada College/Sacred Heart school of Montreal

### Doubles

<b>Bantam</b>	Gold	Jennifer Goldstein/Caroline Bond - ECS
	Silver	Nina Bouchard/Leila Cattelan - Study
	Bronze	Emma Molson/Olivia Tory - STUDY
<b>Midget</b>	Gold	Lauren Dobrin/Melissa Belec - LCC
	Silver	Jessica Chetrit/Mara Howard - TRAF
	Bronze	Teresa Griffin/Claudia Lucente - SHSM
<b>Juvenile</b>	Gold	Tracy Nghiem/Julie Von - LCC
	Silver	Kayla De Nardi/Emilie Dolan - VILLA
	Bronze	Laura Gregory/Andrea Michel - STUDY

### Singles

<b>Bantam</b>	Gold	Mikaela Papich - STUDY
	Silver	Elsa Schlemm - LCC
	Bronze	Emily Garfinkle - LCC
<b>Midget</b>	Gold	Keifer Shaw - STUDY
	Silver	Shannon Gregory - QAA
	Bronze	Katie Stearns - LCC
<b>Juvenile</b>	Gold	Lia Asquini - SHSM
	Silver	Alexa Howard - VILLA
	Bronze	Florence Morrier - ROYAL