

2013-2014 Indoor Soccer Playoffs

Red = Tentative

Black=Confirmed

24/04/2014 8:55

HOME TEAMS- PLEASE CONFIRM DATE

Juvenile Boys Div 1 - 8 teams -top six make playoffs

Quarter Final	Semi Final	Final	Champions
---------------	------------	-------	-----------

VMC can't play March 13,14

	1st (Home) - VMC - 5		
5th - FACE - 5	P3 - Monday, March 17th - 1:00pm (TH)	VMC (Home) - 1	
P1 - Wednesday, March 12th - 3:45pm	FACE - 3		
4th (Home) - PCHS - 3			
		P16 - Tuesday, March 18th - 3:00pm (DH)	<b style="color: red;">Lester B Pearson High School Game MVP:
3rd (Home)- LBPHS - 8			
P2 - Monday, March 10th - 3:30pm	LBPHS - 7		
6th - LMAC - 2	P4 - Friday, March 14th - 3:45pm	LBPHS - 10	
	2nd (Home) - LCCHS - 6		

Juvenile Boys Div 3 - 15 teams - top 3 from each section make playoffs

Play in Game	Quarter Final	Semi Final	Final	Champions
--------------	---------------	------------	-------	-----------

**Playoff Rule #1 - 1st and 2nd place from the same section cannot meet until the finals

WWHS cannot play April 10th

	Seed 1 - 1st 1st place (home) - WWHS - 11		
Seed 8 - 2nd 3rd place (home) - HA - 8	P27 - Tuesday, April 8th - 4:00pm	WWHS (Home) - 6	
P26 - Thursday, April 3rd - 3:30pm	HA - 4		
Seed 9 - 3rd 3rd place - JFKHS - 3		P42 - Tuesday, April 15th - 3:30pm	WWHS (Home) - 5
	Seed 5 - 2nd 2nd place - CENT - 4 (SO)		
	P28 - Tuesday, April 8th - 4:00pm	CENT - 3	
	Seed 4 - 1st 2nd place (home) - WHS - 3		
		P45 - Wednesday, April 23rd - 3:00pm	<b style="color: red;">Rosemount HS Game MVP:
Seed 3 - 3rd 1st place (home) - RHS - 5			
P29 - Tuesday, April 8th - 4:00pm	RHS (Home) - 6		
Seed 6 - 3rd 2nd place - JRHS - 3			
		P43 - Thursday, April 10th - 3:30pm	RHS - 6
Seed 7 - 1st 3rd place - HSBHS - 3			

Seed 2 - 2nd 1st place (home) - LAURN - 2

Juvenile Girls Div 1 - 8 teams -top six make playoffs

Quarter Final	Semi Final	Final	Champions
	1st (Home) - PCHS - 3		
5th - LPHS - 3	P13 - Monday, March 17th - 3:15pm	PCHS (Home) - 2	
P5 - Thursday, March 13th - 3:00pm - DH	LMAC - 0		
4th (Home)- LMAC - 4			
		P19 - Wednesday, March 19th - 4:30pm (TH)	Vincent Massey Collegiate Game MVP: Emma Baggio - VMC
3rd (Home) - VILLA - 5			
P6 - Thursday, March 13th - 3:45pm	VILLA - 1		
6th - LBPHS - 2	P14 - Monday, March 17th - 3: 00pm (TH)	VMC - 3 (SO)	
	2nd (Home) - VMC - 4		

Juvenile Girls Div 3 - 10 teams - top 3 from each section make playoffs

Quarter Final	Semi Final	Final	Champions
	1A (Home)- PCHS - 2		
3A - LA - 3	P38 - Tuesday, April 8th - 4:00pm - DH	PCHS - 2	
P36 - Thursday, April 3rd - 3:30pm	LA - 0		
2B (Home) - FACE - 0			
		P44 - Thursday, April 10th - 4:00pm	John F Kennedy High School Game MVP: Samantha Galluccio - JFKHS
2A (Home) - LAURN - 3			
P37 - Thursday, April 3rd - 3:30pm	LAURN - 1		
3B - LMAC - 0	P39 - Tuesday, April 8th - 4:00pm	JFKHS (Home) - 4	
	1B (Home) - JFKHS - 2		

Midget Boys Div 1 - 5 teams teams - top four make playoffs

Semi Final	Final	Champions
1st (Home) - LMAC - 11		
P7 - Thursday, March 13th - 4:15pm - DH	LMAC (Home) - 4	
4th - LAURN - 3		

VMC can't play March 13,14

P15 - Monday, March 17th - 3:45pm

Lester B Pearson High School

Game MVP:

3rd - LBPHS - 3

P8 - Wednesday, March 12th - 2:45pm

LBPHS - 5

2nd (Home) - VMC - 2

Midget Boys Div 3 - 7 teams - top 4 make playoffs

Semi Final

Final

Champions

1st (home) - FACE - 4

P20 - Monday, March 31st - 4:00pm

FACE (Home) - 4

4th - JFKHS - 1

P31 - Wednesday, April 9th - 4:00pm

FACE High School

Game MVP:

3rd - MMA - 3 (SO)

P21 - Thursday, April 3rd - 3:00pm

MMA - 0

2nd (home) - RHS - 2

Bantam Boys Div 1 - 4 teams - all make playoffs

Semi Final

Final

Champions

VMC can't play March 13,14

1st (Home)- PCHS - 8

P9 - Friday, March 14th - 3:00pm - DH

PCHS (Home) - 1

4th - LCCHS - 2

P18 - Wednesday, March 19th - 3:30pm (TH)

Vincent Massey Collegiate

Game MVP: Daniela Di Giorgio - VMC

3rd - LAURN - 0

P10 - Monday, March 17th - 3:00pm

VMC - 4

2nd (Home) - VMC - 9

Bantam Boys Div 3 - 8 teams - top 6 make playoffs

Quarter Final

Semi Final

Final

Champions

LCCHS cannot play April 10

LBPHS cannot play April 7,8,11

1st (Home) - LBPHS - 5

5th - RHS - 7

P34 - Wednesday, April 9th - 3:00pm

LBPHS - (Home) - 7

P22 - Wednesday, April 2nd - 3:00pm

RHS 2

4th (home) - PCHS - 6

P41 - Tuesday, April 15th - 3:30pm

Lester B Pearson High School
Game MVP: Lorenzo Gomes - LBPHS

3rd (home) - JFKHS - 1

P23 - Thursday, April 3rd - 2:30pm

LCCHS - 2

6th - LCCHS - 5

P35 - Tuesday, April 8th - 3:00pm

LCCHS - 2

2nd (Home) - FACE - 0

Bantam Girls Div 1- 4 teams - all make playoffs

Semi Final

Final

Champions

VMC can't play March 13,14

1st (Home) - PCHS - 7

P11 - Friday, March 14th - 4:15pm - DH

PCHS (Home) - 4

4th - JRHS - 1

P17 - Wednesday, March 19th - 2:30pm (TH)

Pierrefonds Comprehensive HS

Game MVP: Christina Vallonosi - PCHS

3rd - VILLA - 1

P12 - Monday, March 17th - 2:00pm (TH)

VMC - 0

2nd (Home)- VMC - 5

Bantam Girls Div 3 - 8 teams - top 6 make playoffs

Quarter Final

Semi Final

Final

Champions

PCHS cannot play April 3rd or 4th

1st (Home) - LAURN - 1

5th - LBPHS - 4

P32 - Friday, April 4th - 4:00pm

LCCHS (Home) - 4

P24 - Wednesday, April 2nd - 3:00pm

LCCHS - 4

4th (home) - LCCHS - 5 (SO)

P40 - Thursday, April 10th - 3:00pm

LaSalle Community Comprehensive HS

Game MVP: Cassandra Berardesca - LCCHS

3rd - LPHS - 6

P25 - Wednesday, April 2nd - 3:00pm

LPHS - 4

6th - JFKHS (Home) - 1

P33 - Tuesday, April 8th - 3:00pm - DH

LPHS - 2

2nd (Home) - PCHS - 3

GMAA Indoor Soccer Final Standings 2013-2014

12/06/2014 11:41

School	Games	Win	Loss	OT Loss	Points
JB1A					
7 Vincent Massey Collegiate	7	6	1	0	18
Lasalle Community Comp HS	7	5	2	0	15
Lester B Pearson High School	7	5	2	0	15
Pierrefonds Comprehensive HS	7	4	3	1	13
Face High School	7	4	3	0	12
Laurier MacDonald HS	7	2	5	1	7
St George's School	7	2	5	0	6
Perspectives School	7	0	7	1	1
JG1A					
7 Pierrefonds Comp. High School	7	7	0	0	21
Vincent Massey Collegiate	7	6	1	0	18
Villa Maria HS	7	5	2	0	15
Laurier MacDonald HS	7	4	3	0	12
Lindsay Place HS	7	3	4	2	11
Lester B Pearson High School	7	2	5	0	6
Howard S Billings HS	7	1	6	0	3
Lasalle Community Comp HS	7	0	7	0	0
MB1A					
8 Laurier MacDonald High School	8	6	2	0	18
Vincent Massey Collegiate	8	5	3	1	16
Lester B Pearson High School	8	5	3	1	16
LaurenHill Academy	8	4	4	0	12
Lasalle Community Comp HS	8	0	8	0	0
BB1A					
6 Pierrefonds Comp HS	6	5	1	0	15
Vincent Massey High School	6	5	1	0	15
LaurenHill Academy	6	1	5	0	3
Lasalle Community High School	6	1	5	0	3
BG1A					
6 Pierrefonds Comprehensive HS	6	6	0	0	18
Vincent Massey Collegiate	6	4	2	1	13
Villa Maria HS	6	2	4	0	6
John Rennie HS	6	0	6	0	0
	100			8	
JB3A					
8 Westwood High School	8	8	0	0	24
John Rennie High School	8	5	3	0	15
Howard S Billings High School	8	4	4	0	12
Lindsay Place High School	8	2	6	0	6
Lakeside Academy	8	1	7	0	3
JB3B					
8 LaurenHill Academy	8	8	0	0	24
Centennial Academy	8	5	3	0	15
Hebrew Academy	8	4	4	0	12
Royal Vale School	8	3	5	1	10
Kells Academy	8	0	8	0	0
JB3C					
8 Rosemount High School	8	7	1	0	21
Westmount High School	8	7	1	0	21
John F Kennedy High School	8	3	5	1	10
Beurling Academy	8	2	6	0	6
Marymount Academy	8	1	7	0	3
JG3A					
8 Pierrefonds Comprehensive HS	8	6	2	1	19
LaurenHill Academy	8	5	3	0	15
Lakeside Academy	8	4	4	0	12
Beurling Academy	8	3	5	0	9
Howard S Billings High School	8	2	6	0	6

JG3B

8	John F Kennedy High School	8	7	1	0	21
	Face High School	8	6	2	1	19
	Laurier MacDonald High School	8	5	3	1	16
	Westmount High School	8	2	6	0	6
	Marymount Academy	8	0	8	0	0

MB3A

6	Face High School	6	6	0	0	18
	Rosemount High School	6	5	1	0	15
	Marymount Academy	6	3	3	1	10
	John F Kennedy High School	6	3	3	0	9
	LaurenHill Academy	6	3	3	0	9
	Howard S Billings High School	6	1	5	0	3
	Kells Academy	6	0	6	0	0

BB3A

7	Lester B Pearson High School	7	7	0	0	21
	Face High School	7	6	1	0	18
	John F Kennedy High School	7	5	2	1	16
	Pierrefonds Comprehensive HS	7	4	3	1	13
	Rosemount High School	7	3	4	0	9
	Lasalle Community Comp HS	7	2	5	2	8
	Howard S Billings High School	7	1	6	0	3
	Marymount Academy	7	0	7	0	0

BG3A

7	LaurenHill Academy	7	7	0	0	21
	Pierrefonds Comprehensive HS	7	5	2	0	15
	Lindsay Place High School	7	5	2	0	15
	Lasalle Community Comp HS	7	4	3	0	12
	Lester B Pearson High School	7	3	4	0	9
	John F Kennedy High School	7	2	5	2	8
	Face High School	7	2	5	0	6
	Howard S Billings High School	7	0	7	0	0

177

12

07-Feb-14

14:41

Indoor Soccer Schedule 2013-14

Score Sheet		Visitors					Home					Location	
#	in	Date	B/ G	Sect.	School	Score	B/ G	Sect.	School	Score	Off	Time	Location
1	*	Nov 26th	MB	1A	LAURN	11	MB	1A	LCCHS	6		3:30	at School
2	*	Dec 2nd	JB	1A	FACE	1	JB	1A	PCHS	2		4:00	at School
4	*	Dec 6th	JG	1A	LBPHS	0	JG	1A	PCHS	12		3:00	at School
5	*	Dec 9th	JB	1A	VMC	4	JB	1A	FACE	7		3:30	at School
6	*	Dec 9th	JB	1A	LCCHS	2	JB	1A	LMAC	1		2:30	at School
7		Dec 9th	JG	1A	LPHS	6	JG	1A	LBPHS	5		3:15	at School
9	*	Dec 10th	BB	1A	LCCHS	2	BB	1A	PCHS	4		3:30	at School
10		Dec 11th	JG	1A	VMC	7	JG	1A	LBPHS	2		3:00	at School
11	*	Dec 11th	JG	1A	LPHS	1	JG	1A	PCHS	5	*	3:30	at School
13	*	Dec 12th	MB	1A	LAURN	7	MB	1A	VMC	9		3:00	at Complexe Sportif Marie-Victorin
14	*	Dec 12th	JG	1A	VILLA	2	JG	1A	LMAC	1		3:30	at School
15	*	Dec 13th	BG	1A	JRHS	1	BG	1A	PCHS	4		3:30	at School
16	*	Dec 16th	MB	1A	LMAC	6	MB	1A	VMC	1		3:00	at Complexe Sportif Marie-Victorin
17	*	Dec 17th	MB	1A	LBPHS	4	MB	1A	LCCHS	2		3:00	at School
18	*	Dec 17th	JG	1A	PCHS	4	JG	1A	VMC	0		3:30	at Complexe Sportif Marie-Victorin # 1
19	*	Dec 17th	BG	1A	PCHS	2	BG	1A	VMC	1	SO	4:30	at Complexe Sportif Marie-Victorin # 1
20	*	Dec 17th	JB	1A	PCHS	4	JB	1A	VMC	6		3:30	at Complexe Sportif Marie-Victorin # 2
21	*	Dec 17th	BB	1A	PCHS	4	BB	1A	VMC	3		4:30	at Complexe Sportif Marie-Victorin # 2

22		Dec 19th	JG	1A	LCCHS	2	JG	1A	LBPHS	3	3:15	at School	
23	*	Dec 19th	BB	1A	LAURN	2	BB	1A	PCHS	6	3:30	at School	
24	*	Dec 19th	BG	1A	VMC	10	BG	1A	JRHS	4	3:30	at School	
25	*	Jan 7th	JB	1A	LMAC	4	JB	1A	FACE	2	3:45	at School	
26	*	Jan 8th	MB	1A	LMAC	4	MB	1A	LAURN	5	3:30	at Senior Campus	
27	*	Jan 8th	JG	1A	LBPHS	2	JG	1A	VILLA	11	3:00	at School	
28	*	Jan 9th	JG	1A	LPHS	9	JG	1A	HSBHS	4	3:00	at School	
29	*	Jan 9th	BG	1A	PCHS	3	BG	1A	JRHS	2	3:30	at School	
30	*	Jan 9th	JB	1A	PERSP	3	JB	1A	LCCHS	11	3:30	at School	
31	*	Jan 9th	BB	1A	LAURN	3	BB	1A	VMC	8	3:00	at Complexe Sportif Marie-Victorin	
33	*	Jan 10th	MB	1A	VMC	3	MB	1A	LAURN	5	3:30	at Senior Campus	
37	*	Jan 13th	MB	1A	LMAC	2	MB	1A	LBPHS	4	3:30	at School	
38	*	Jan 13th	JG	1A	VMC	9	JG	1A	HSBHS	3	3:00	at School	
3	*	Jan 13th	JG	1A	LBPHS	4	JG	1A	LMAC	9	3:15	at School	
39	*	Jan 14th	JB	1A	LMAC	0	JB	1A	LBPHS	12	3:30	at School	
40	*	Jan 14th	MB	1A	LCCHS	2	MB	1A	VMC	12	3:00	at Complexe Sportif Marie-Victorin # 1	
41	*	Jan 14th	BB	1A	LCCHS	1	BB	1A	VMC	4	4:00	at Complexe Sportif Marie-Victorin # 1	
42	*	Jan 14th	JB	1A	LCCHS	2	JB	1A	VMC	3	3:00	at Complexe Sportif Marie-Victorin #2	
43	*	Jan 14th	JG	1A	LCCHS	1	JG	1A	VMC	11	4:00	at Complexe Sportif Marie-Victorin #2	
44	*	Jan 15th	BG	1A	PCHS	4	BG	1A	VILLA	0	3:15	at School	
45	*	Jan 15th	JG	1A	PCHS	7	JG	1A	VILLA	0	4:15	at School	
46	*	Jan 15th	JB	1A	STG	3	JB	1A	VMC	5	2:30	at Complexe Sportif Marie-Victorin	
47	*	Jan 15th	JG	1A	HSBHS	5	JG	1A	LBPHS	7	3:00	at School	
48	*	Jan 15th	BG	1A	JRHS	3	BG	1A	VMC	10	3:30	at Complexe Sportif Marie-Victorin	
49	*	Jan 16th	JG	1A	LPHS	4	JG	1A	LMAC	6	OT	3:30	at School
50	*	Jan 16th	JG	1A	LCCHS	5	JG	1A	HSBHS	7	3:00	at School	
52	*	Jan 16th	JB	1A	PERSP	3	JB	1A	STG	4	3:30	at School	
8	*	Jan 16th	MB	1A	VMC	4	MB	1A	LBPHS	3	OT	3:15	at School
51	*	Jan 17th	MB	1A	LBPHS	5	MB	1A	LAURN	3	3:30	at Senior Campus	
12	*	Jan 17th	BB	1A	VMC	10	BB	1A	LAURN	0	3:30	at Junior Campus	
32		Jan 17th	JB	1A	STG	1	JB	1A	FACE	7	4:00	at FACE	
53		Jan 20th	MB	1A	LBPHS	5	MB	1A	LMAC	8	3:30	at School	
54	*	Jan 20th	JG	1A	LMAC	8	JG	1A	HSBHS	2	3:00	at School	
55	*	Jan 20th	JG	1A	LPHS	3	JG	1A	VMC	5	*OT	3:30	at Complexe Sportif Marie-Victorin
56	*	Jan 21st	MB	1A	LCCHS	6	MB	1A	LAURN	8	3:30	at Senior Campus	
57	*	Jan 21st	BG	1A	VILLA	6	BG	1A	JRHS	2	3:45	at School	
58	*	Jan 21st	JB	1A	VMC	7	JB	1A	LMAC	1	3:00	at School	
59	*	Jan 21st	BB	1A	PCHS	10	BB	1A	LCCHS	2	3:15	at School	
60	*	Jan 21st	JB	1A	PCHS	3	JB	1A	LCCHS	7	4:15	at School	
61	*	Jan 21st	JG	1A	PCHS	5	JG	1A	LCCHS	1	5:15	at School	
62	*	Jan 22nd	JG	1A	LPHS	2	JG	1A	VILLA	5	3:30	at School	
63	*	Jan 22nd	BB	1A	PCHS	3	BB	1A	LAURN	0	3:30	at Junior Campus	
64	*	Jan 22nd	MB	1A	LMAC	6	MB	1A	LCCHS	5	*	3:45	at School
34		Jan 22nd	JB	1A	PERSP	2	JB	1A	VMC	4	3:00	at Complexe Sportif Marie-Victorin	
102	*	Jan 22nd	JB	3B	CENT	4	JB	3B	RVALE	3	4:00	at School	
65	*	Jan 23rd	JB	1A	STG	1	JB	1A	PCHS	8	2:45	at School	
66	*	Jan 23rd	JB	1A	FACE	2	JB	1A	LBPHS	9	3:45	at School	
67	*	Jan 28th	JB	1A	PERSP	0	JB	1A	PCHS	10	3:00	at School court #1	
68	*	Jan 28th	JG	1A	LCCHS	3	JG	1A	VILLA	9	3:45	at School	

69	*	Jan 31st	JG 1A	LPHS	7	JG 1A	LCCHS	1		3:45		at School
70	*	Feb 3rd	BG 1A	JRHS	2	BG 1A	VILLA	5		3:45		at School
71	*	Feb 3rd	MB 1A	LAURN	2	MB 1A	LMAC	11		3:30		at School
101	*	Feb 3rd	JB 3B	CENT	5	JB 3B	KELLS	3		3:45		NDG Sports Complex (Benny & Monkland)
72	*	Feb 4th	JB 1A	PERSP	3	JB 1A	LMAC	7		3:30		at School
105	*	Feb 4th	BG 3A	LBPHS	4	BG 3A	JFKHS	3	OT	3:15		at School
106	*	Feb 4th	BB 3A	LBPHS	3	BB 3A	JFKHS	2	SO	4:30		at School
107		Feb 4th	JB 3C	RHS	8	JB 3C	MMA	3		4:00		at School
108	*	Feb 4th	JG 3A	LA.	4	JG 3A	HSBHS	1		3:00		at School
73	*	Feb 5th	BG 1A	VILLA	3	BG 1A	PCHS	7		3:30		at School
74		Feb 5th	MB 1A	LBPHS	4	MB 1A	VMC	7	*	3:30		at Complexe Sportif Marie-Victorin
110	*	Feb 5th	MB 3A	JFKHS	6	MB 3A	KELLS	4		3:45		NDG Sports Complex (Benny & Monkland)
111	*	Feb 5th	JG 3A	HSBHS	7	JG 3A	BA	2	*	3:30		at School
112	*	Feb 5th	JG 3B	WHS	0	JG 3B	LMAC	7		3:30		at School
113		Feb 5th	MB 3A	MMA	1	MB 3A	RHS	2		3:45		at School
114	*	Feb 5th	JG 3B	MMA	1	JG 3B	FACE	8		3:30		at School
76		Feb 6th	JB 1A	PERSP	7	JB 1A	LBPHS	9	OT	3:00		at School
77		Feb 6th	JG 1A	PCHS	6	JG 1A	LMAC	4	DH	3:30		at School
78		Feb 6th	JB 1A	PCHS	5	JB 1A	LMAC	1	DH	4:30		at School
116	*	Feb 6th	JG 3B	WHS	3	JG 3B	MMA	1		4:00		at School
117		Feb 6th	JB 3C	MMA	2	JB 3C	RHS	4		3:30		at School
115		Feb 7th	MB 3A	MMA		MB 3A	LAURN			3:45		at LAURN Jr Campus
79		Feb 10th	MB 1A	LCCHS		MB 1A	LBPHS			3:30		at School
80		Feb 10th	MB 1A	VMC		MB 1A	LMAC			3:30		at School
81		Feb 10th	JB 1A	LBPHS		JB 1A	VMC			3:00		at Complexe Sportif Marie-Victorin
120		Feb 10th	JG 3B	LMAC		JG 3B	WHS			3:30		at School
121		Feb 10th	JB 3C	JFKHS		JB 3C	BA			4:00		at School
123		Feb 10th	JB 3A	LPHS		JB 3A	LA.			4:00		at School
109		Feb 10th	BB 3A	RHS		BB 3A	PCHS		DH	2:45		at School
124		Feb 10th	JG 3A	BA		JG 3A	PCHS		DH	3:45		at School
82		Feb 11th	JG 1A	LMAC		JG 1A	VMC			3:30		at Complexe Sportif Marie-Victorin
83		Feb 11th	JG 1A	HSBHS		JG 1A	VILLA		DH	3:00		at School
84		Feb 11th	BG 1A	VMC		BG 1A	VILLA		DH	4:00		at School
85		Feb 11th	JB 1A	FACE		JB 1A	LCCHS			3:45		at School
125		Feb 11th	BG 3A	LAURN		BG 3A	FACE			3:45		at School
126		Feb 11th	JB 3B	CENT		JB 3B	LAURN			4:00		at LAURN Sr Campus
127		Feb 11th	JG 3A	LAURN		JG 3A	LA.			4:00		at School
128		Feb 11th	MB 3A	KELLS		MB 3A	HSBHS			3:45		at School
129		Feb 11th	BG 3A	LPHS		BG 3A	JFKHS			3:45		at School
130		Feb 11th	JB 3C	BA		JB 3C	RHS			3:30		at School
86		Feb 12th	JB 1A	LCCHS		JB 1A	STG			3:30		at School
87		Feb 12th	MB 1A	LCCHS		MB 1A	LMAC			3:45		at School
88		Feb 12th	BB 1A	LAURN		BB 1A	LCCHS			3:30		at School
131		Feb 12th	MB 3A	RHS		MB 3A	LAURN			3:45		at LAURN Jr Campus
132		Feb 12th	JB 3B	CENT		JB 3B	RVALE			4:00		at School
133		Feb 12th	JB 3A	LPHS		JB 3A	HSBHS			4:15		at School
134		Feb 12th	BB 3A	FACE		BB 3A	MMA		DH	3:00		at School
135		Feb 12th	MB 3A	FACE		MB 3A	MMA		DH	4:15		at School
136		Feb 12th	JB 3C	JFKHS		JB 3C	WHS			3:45		at School

89	Feb 13th	JB	1A	LBPBS	JB	1A	LCCHS	DH	3:00		at School
137	Feb 13th	JG	3B	FACE	JG	3B	LMAC		3:15		at School
138	Feb 13th	BG	3A	LPHS	BG	3A	HSBHS		3:45		at School
139	Feb 13th	JG	3B	JFKHS	JG	3B	MMA		4:00		at School
140	Feb 13th	BB	3A	HSBHS	BB	3A	JFKHS	DH	3:00		at School
166	Feb 13th	MB	3A	HSBHS	MB	3A	JFKHS	DH	4:00		at School
141	Feb 14th	JB	3A	LA.	JB	3A	HSBHS		3:00		at School
142	Feb 17th	JB	3A	WWHS	JB	3A	LA.		4:00		at School
143	Feb 17th	BB	3A	PCHS	BB	3A	FACE	DH	3:00		at School
144	Feb 17th	BG	3A	PCHS	BG	3A	FACE	DH	4:00		at School
145	Feb 17th	BB	3A	LCCHS	BB	3A	HSBHS	DH	3:00		at School
146	Feb 17th	BG	3A	LCCHS	BG	3A	HSBHS	DH	4:00		at School
91	Feb 18th	MB	1A	LAURN	MB	1A	LBPBS	DH	3:00		at School
92	Feb 18th	JB	1A	PCHS	JB	1A	LBPBS	DH	4:00		at School
93	Feb 18th	MB	1A	VMC	MB	1A	LCCHS	TH	1:15		at School
90	Feb 13th	BB	1A	VMC	BB	1A	LCCHS	TH	2:15		at School
94	Feb 18th	JG	1A	LMAC	JG	1A	LCCHS	TH	3:30		at School
95	Feb 18th	JG	1A	HSBHS	JG	1A	PCHS		3:15		at School court #1
148	Feb 18th	JG	3A	LAURN	JG	3A	PCHS		3:30		at School court #2
147	Feb 18th	BG	3A	LPHS	BG	3A	FACE		3:45		at School
149	Feb 18th	JG	3B	JFKHS	JG	3B	WHS		3:30		at School
150	Feb 18th	JB	3C	RHS	JB	3C	JFKHS		3:30		at School
122	Feb 18th	JB	3B	CENT	JB	3B	HA		4:45		at School
96	Feb 19th	JB	1A	LMAC	JB	1A	STG		3:30		at School
97	Feb 19th	JG	1A	VILLA	JG	1A	VMC	DH	3:30		at Complexe Sportif Marie-Victorin
98	Feb 19th	BG	1A	VILLA	BG	1A	VMC	DH	4:30		at Complexe Sportif Marie-Victorin
151	Feb 19th	MB	3A	KELLS	MB	3A	RHS		3:40		at School
152	Feb 19th	BB	3A	MMA	BB	3A	HSBHS	DH	2:30		at School
153	Feb 19th	BG	3A	PCHS	BG	3A	HSBHS	DH	3:30		at School
119	Feb 19th	BB	3A	RHS	BB	3A	FACE	DH	2:30		at School
154	Feb 19th	MB	3A	LAURN	MB	3A	FACE	DH	3:45		at School
155	Feb 19th	JB	3B	CENT	JB	3B	KELLS		3:40		NDG Sports Complex (Benny & Monkland)
156	Feb 19th	JB	3C	MMA	JB	3C	BA		4:00		at School
99	Feb 20th	JB	1A	STG	JB	1A	LBPBS		3:00		at School
100	Feb 20th	JB	1A	PERSP	JB	1A	FACE	DH	3:30		at School
163	Feb 20th	JG	3B	WHS	JG	3B	FACE	DH	4:30		at School
35	Feb 20th	BB	1A	VMC	BB	1A	PCHS	DH	3:00		at School
36	Feb 20th	BG	1A	VMC	BG	1A	PCHS	DH	4:15		at School
157	Feb 20th	MB	3A	MMA	MB	3A	JFKHS		3:45		at School
158	Feb 20th	JB	3C	WHS	JB	3C	RHS		3:45		at School
159	Feb 20th	BG	3A	JFKHS	BG	3A	LAURN		3:45		at LAURN Jr Campus
160	Feb 20th	JG	3B	MMA	JG	3B	LMAC		3:45		at School
161	Feb 20th	JG	3A	LAURN	JG	3A	HSBHS		4:00		at School
162	Feb 20th	JB	3B	HA	JB	3B	RVALE		3:45		at School
164	Feb 21st	JG	3B	FACE	JG	3B	JFKHS		3:30		at School
103	Feb 21st	BG	3A	JFKHS	BG	3A	PCHS	DH	2:45		at School
104	Feb 21st	BB	3A	JFKHS	BB	3A	PCHS	DH	3:45		at School
167	Feb 24th	MB	3A	KELLS	MB	3A	LAURN		3:45		at LAURN Jr Campus
168	Feb 24th	JB	3A	LPHS	JB	3A	WWHS		3:45		at WWHS Sr Campus

169	Feb 24th	BB	3A	LBPHS	BB	3A	HSBHS	DH	3:00		at School
170	Feb 24th	BG	3A	LBPHS	BG	3A	HSBHS	DH	4:15		at School
171	Feb 24th	JB	3B	LAURN	JB	3B	RVALE		4:00		at School
172	Feb 25th	JG	3A	LA.	JG	3A	BA		3:30		at School
173	Feb 25th	BG	3A	FACE	BG	3A	JFKHS	DH	3:30		at School
174	Feb 25th	JG	3B	WHS	JG	3B	JFKHS	DH	4:30		at School
175	Feb 25th	JB	3A	JRHS	JB	3A	HSBHS		2:45		at School
176	Feb 26th	JB	3A	HSBHS	JB	3A	WWHS		3:30		at WWHS Sr Campus
178	Feb 26th	BB	3A	MMA	BB	3A	PCHS	DH	3:00		at School
179	Feb 26th	BG	3A	LPHS	BG	3A	PCHS	DH	4:00		at School
180	Feb 26th	JB	3B	RVALE	JB	3B	KELLS		3:40	NDG Sports Complex (Benny & Monkland)	
181	Feb 26th	JB	3A	LPHS	JB	3A	LA.		4:00		at School
165	Feb 26th	JB	3C	WHS	JB	3C	JFKHS		3:45		at School
272	Feb 26th	JG	3B	LMAC	JG	3B	MMA		3:00		at School
182	Feb 27th	BB	3A	FACE	BB	3A	LCCHS		3:30		at School
183	Feb 27th	JG	3A	LAURN	JG	3A	BA		3:30		at School
75	Feb 27th	BB	1A	LCCHS	BB	1A	LAURN		3:30		at Junior Campus
184	Feb 28th	JG	3A	LA.	JG	3A	PCHS		3:00		at School
185	Mar 10th	BG	3A	LPHS	BG	3A	LCCHS		4:00		at School
186	Mar 10th	JB	3A	LA.	JB	3A	WWHS		3:30		at School
187	Mar 10th	BB	3A	LCCHS	BB	3A	MMA		4:00		at School
188	Mar 10th	JB	3B	LAURN	JB	3B	HA		4:45		at School
189	Mar 10th	JB	3A	LPHS	JB	3A	JRHS		4:00		at School
190	Mar 11th	JB	3C	BA	JB	3C	MMA		4:00		at School
191	Mar 11th	JG	3A	LA.	JG	3A	LAURN		3:30		at LAURN Sr Campus
192	Mar 11th	BG	3A	PCHS	BG	3A	LBPHS	DH	3:00		at School
193	Mar 11th	BB	3A	PCHS	BB	3A	LBPHS	DH	4:15		at School
194	Mar 11th	BG	3A	HSBHS	BG	3A	JFKHS	DH	3:30		at School
195	Mar 11th	BB	3A	RHS	BB	3A	JFKHS	DH	4:30		at School
196	Mar 11th	JB	3B	RVALE	JB	3B	HA		4:45		at School
197	Mar 11th	MB	3A	LAURN	MB	3A	HSBHS		3:45		at School
198	Mar 12th	JB	3B	WWHS	JB	3B	HSBHS	DH	3:30		at School
199	Mar 12th	JG	3A	BA	JG	3A	HSBHS	DH	4:30		at School
200	Mar 12th	BG	3A	LPHS	BG	3A	LBPHS		4:15		at School
201	Mar 12th	BG	3A	LAURN	BG	3A	LCCHS		3:45		at School
202	Mar 12th	BB	3A	HSBHS	BB	3A	RHS		3:30		at School
203	Mar 12th	JG	3B	MMA	JG	3B	WHS	DH	3:30		at School
204	Mar 12th	JB	3C	RHS	JB	3C	WHS	DH	4:30		at School
205	Mar 12th	JB	3A	JRHS	JB	3A	LA.		4:00		at School
206	Mar 13th	MB	3A	LAURN	MB	3A	JFKHS	DH	3:45		at School
207	Mar 13th	JB	3C	BA	JB	3C	JFKHS	DH	4:45		at School
208	Mar 13th	BB	3A	PCHS	BB	3A	LCCHS		3:30		at School
209	Mar 13th	JG	3A	PCHS	JG	3A	LA.		4:00		at School
210	Mar 13th	MB	3A	HSBHS	MB	3A	FACE	TH	1:00		at School
211	Mar 13th	BG	3A	HSBHS	BG	3A	FACE	TH	2:00		at School
212	Mar 13th	BB	3A	HSBHS	BB	3A	FACE	TH	3:00		at School
213	Mar 14th	MB	3A	FACE	MB	3A	RHS		3:45		at School
214	Mar 14th	BB	3A	MMA	BB	3A	LBPHS		4:00		at School
215	Mar 17th	JB	3B	LAURN	JB	3B	KELLS		3:30	NDG Sports Complex (Benny & Monkland)	

216	Mar 17th	JB	3B	CENT	JB	3B	HA	4:45	at School
217	Mar 17th	BB	3A	JFKHS	BB	3A	FACE	3:30	at School
218	Mar 17th	JB	3A	LPHS	JB	3A	JRHS	4:00	at School
219	Mar 17th	JG	3B	LMAC	JG	3B	JFKHS	3:30	at School
220	Mar 17th	JB	3A	HSBHS	JB	3A	LA.	4:00	at School
118	Mar 17th	BG	3A	HSBHS	BG	3A	LAURN	DH 3:30	at LAURN Sr Campus
221	Mar 17th	JG	3A	HSBHS	JG	3A	LAURN	DH 4:30	at LAURN Sr Campus
222	Mar 17th	JB	3C	BA	JB	3C	WHS	3:30	at School
223	Mar 18th	JB	3B	CENT	JB	3B	LAURN	4:00	at LAURN Sr Campus
224	Mar 18th	BG	3A	PCHS	BG	3A	LAURN	3:45	at LAURN Jr Campus
225	Mar 18th	BG	3A	LCCHS	BG	3A	FACE	3:30	at School
226	Mar 18th	JB	3A	LPHS	JB	3A	HSBHS	4:15	at School
227	Mar 18th	JG	3A	BA	JG	3A	LA.	4:00	at School
228	Mar 18th	JB	3C	JFKHS	JB	3C	MMA	4:00	at School
229	Mar 18th	BB	3A	RHS	BB	3A	LCCHS	3:30	at School
230	Mar 18th	BB	3A	HSBHS	BB	3A	PCHS	DH 3:00	at School
177	Mar 18th	JG	3A	HSBHS	JG	3A	PCHS	DH 4:00	at School
231	Mar 18th	JG	3B	FACE	JG	3B	WHS	3:30	at School
232	Mar 19th	JB	3B	HA	JB	3B	KELLS	3:40	NDG Sports Complex (Benny & Monkland)
233	Mar 19th	JG	3B	MMA	JG	3B	JFKHS	3:00	at School
234	Mar 19th	MB	3A	RHS	MB	3A	HSBHS	DH 2:30	at School
235	Mar 19th	JG	3A	PCHS	JG	3A	HSBHS	DH 3:30	at School
236	Mar 19th	MB	3A	JFKHS	MB	3A	FACE	3:45	at School
237	Mar 20th	MB	3A	KELLS	MB	3A	MMA	3:45	at School
238	Mar 20th	JG	3B	LMAC	JG	3B	FACE	3:15	at School
239	Mar 20th	JB	3A	JRHS	JB	3A	WWHS	3:00	at WWHS Sr Campus
240	Mar 20th	JG	3A	BA	JG	3A	LAURN	4:00	at LAURN Sr Campus
241	Mar 20th	JB	3B	RVALE	JB	3B	LAURN	4:00	at LAURN Sr Campus
242	Mar 20th	BG	3A	LCCHS	BG	3A	LBPHS	DH 3:00	at School
243	Mar 20th	BB	3A	LCCHS	BB	3A	LBPHS	DH 4:15	at School
244	Mar 21st	JB	3C	MMA	JB	3C	WHS	3:30	at School
245	Mar 21st	JG	3B	FACE	JG	3B	MMA	4:00	at School
246	Mar 21st	JB	3B	KELLS	JB	3B	RVALE	3:40	at School
247	Mar 21st	BG	3A	LCCHS	BG	3A	PCHS	3:00	at School
248	Mar 21st	JB	3A	LA.	JB	3A	JRHS	4:00	at School
249	Mar 24th	BB	3A	RHS	BB	3A	MMA	4:00	at School
250	Mar 24th	JB	3A	LPHS	JB	3A	WWHS	3:45	at WWHS Sr Campus
251	Mar 24th	JB	3A	HSBHS	JB	3A	JRHS	4:00	at School
252	Mar 25th	JB	3B	KELLS	JB	3B	HA	12:45	at School
253	Mar 25th	JB	3C	WHS	JB	3C	MMA	4:00	at School
254	Mar 25th	JG	3A	HSBHS	JG	3A	LA.	4:00	at School
255	Mar 25th	JG	3A	PCHS	JG	3A	LAURN	3:30	at LAURN Sr Campus
256	Mar 25th	BG	3A	LPHS	BG	3A	LAURN	3:45	at LAURN Jr Campus
257	Mar 25th	BG	3A	JFKHS	BG	3A	LCCHS	DH 3:00	at School
258	Mar 25th	BB	3A	JFKHS	BB	3A	LCCHS	DH 4:00	at School
259	Mar 25th	JG	3B	JFKHS	JG	3B	LMAC	3:15	at School
260	Mar 25th	BB	3A	LBPHS	BB	3A	RHS	DH 3:00	at School
261	Mar 25th	JB	3C	JFKHS	JB	3C	RHS	DH 4:00	at School
262	Mar 26th	MB	3A	HSBHS	MB	3A	MMA	2:00	at School

263	Mar 26th	JB	3A	WWHS	JB	3A	JRHS	4:00		at School
264	Mar 26th	MB	3A	FACE	MB	3A	KELLS	3:40		NDG Sports Complex (Benny & Monkland)
265	Mar 26th	MB	3A	RHS	MB	3A	JFKHS	3:30		at School
266	Mar 26th	BG	3A	LAURN	BG	3A	LBPHS	3:30		at School
267	Mar 26th	JG	3A	PCHS	JG	3A	BA	DH 3:15		at School
268	Mar 26th	JB	3C	WHS	JB	3C	BA	DH 4:30		at School
269	Mar 26th	JB	3B	HA	JB	3B	LAURN	4:00		at LAURN Sr Campus
270	Mar 27th	JB	3B	KELLS	JB	3B	LAURN	3:30		at LAURN Sr Campus
271	Mar 27th	JB	3C	MMA	JB	3C	JFKHS	3:30		at School
273	Mar 27th	JB	3C	RHS	JB	3C	BA	3:30		at School
274	Mar 27th	JG	3B	JFKHS	JG	3B	FACE	TH 2:00		at School
275	Mar 27th	BB	3A	LBPHS	BB	3A	FACE	TH 3:00		at School
276	Mar 27th	BG	3A	LBPHS	BG	3A	FACE	TH 4:15		at School
277	Mar 28th	BB	3A	JFKHS	BB	3A	MMA	4:00		at School

G.M.A.A. Badminton Final Standings 2014

12/06/2014 11:37

	School	Games	Win	Loss	Tie	Points
Juvenile Girls 1A						
6	John Rennie High School	6	6	0	0	12
	St Thomas High School	6	4	1	1	9
	Pierrefonds Comprehensive HS	6	4	2	0	8
	Lindsay Place High School	6	3	2	1	7
	Westwood High School	6	2	4	0	4
	Macdonald High School	6	1	5	0	2
	Queen of Angels Academy	6	0	6	0	0
Juvenile Girls 1B						
4	Beurling Academy	4	3	1	0	6
	Lasalle Community Comprehensive HS	4	1	2	1	3
	LaurenHill Academy	4	1	2	1	3
OUT	Bialik High School	0	0	0	0	0
Juvenile Girls 1C						
5	ECS	5	5	0	0	10
	Royal West Academy	5	4	1	0	8
	The Study	5	2	2	1	5
	Trafalgar High School	5	1	3	1	3
	Howard S Billings High School	4	1	3	0	2
	Sacred Heart School of Montreal	4	0	4	0	0
Juvenile Girls 1D						
8	Villa Maria High School	8	8	0	0	16
	Marymount Academy	8	4	3	1	9
	St Georges High School	8	2	3	3	7
	Rosemount High School	8	2	4	2	6
	John F Kennedy HS	8	0	6	2	2
Juvenile Boys 1A						
8	St Thomas High School	8	8	0	0	16
	John Rennie High School	8	6	2	0	12
	Lindsay Place High School	8	4	4	0	8
	Westwood High School	8	2	6	0	4
	Macdonald High School	8	0	8	0	0
Juvenile Boys 1B						
4	Emmanuel Christian School	4	4	0	0	8
	Royal West Academy	4	3	1	0	6
	Pierrefonds Comprehensive HS	4	2	2	0	4
	Riverdale High School	4	1	3	0	2
	Lasalle Community Comprehensive HS	4	0	4	0	0
OUT	Bialik High School	0	0	0	0	0
Juvenile Boys 1C						
6	St Georges High School	6	6	0	0	12
	LaurenHill Academy	6	5	1	0	10
	Marymount Academy	6	4	2	0	8
	Laurier MacDonald HS	6	3	3	0	6
	Westmount High School	6	2	4	0	4
	Selwyn House School	6	1	5	0	2
	John F Kennedy HS	6	0	6	0	0
Midget Girls 1A						
6	John Rennie High School	6	5	0	1	11
	Lindsay Place High School	6	4	1	1	9
	Pierrefonds Comprehensive HS	6	3	1	2	8

	Macdonald High School	6	3	3	0	6
	Queen of Angels Academy	6	2	3	1	5
	Riverdale High School	6	1	4	1	3
	Westwood High School	6	0	6	0	0
Midget Girls 1B						
4	LaurenHill Academy	4	4	0	0	8
	Lasalle Community Comprehensive HS	4	1	3	0	2
	West Island College	4	1	3	0	2
OUT	Bialik High School	0	0	0	0	0
Midget Girls 1C						
8	Royal West Academy	8	8	0	0	16
	ECS	8	6	2	0	12
	Trafalgar High School	8	3	4	1	7
	Howard S Billings High School	8	2	5	1	5
	Sacred Heart School of Montreal	8	0	8	0	0
Midget Girls 1D						
6	Villa Maria High School	6	6	0	0	12
	Marymount Academy	6	3	3	0	6
	Westmount High School	6	3	3	0	6
	John F Kennedy HS	6	0	6	0	0
Midget Boys 1A						
8	St Thomas High School	8	6	1	1	13
	Lindsay Place High School	8	5	3	0	10
	Westwood High School	8	4	3	1	9
	John Rennie High School	8	4	4	0	8
	Macdonald High School	8	0	8	0	0
Midget Boys 1B						
5	Royal West Academy	5	5	0	0	10
	Riverdale High School	5	4	1	0	8
	West Island College	5	2	2	1	5
	Pierrefonds Comp. High School	5	1	2	2	4
	Lasalle Community Comprehensive HS	5	1	3	1	3
	Howard S Billings High School	5	0	5	0	0
OUT	Bialik High School	0	0	0	0	0
Midget Boys 1C						
5	Marymount Academy	5	5	0	0	10
	St Georges High School	5	3	1	1	7
	LaurenHill Academy	5	3	1	1	7
	Westmount High School	5	2	3	0	4
	Selwyn House School	5	1	4	0	2
	John F Kennedy HS	5	0	5	0	0
Bantam Girls 1A						
6	John Rennie High School	6	6	0	0	12
	Westwood High School	6	5	1	0	10
	Queen of Angels Academy	6	4	2	0	8
	Macdonald High School	6	2	4	0	4
	Pierrefonds Comp. High School	6	1	4	1	3
	Lindsay Place High School	6	1	4	1	3
	St Thomas High School	6	1	5	0	2
Bantam Girls 1B						
4	Emmanuel Christian School	4	4	0	0	8
	LaurenHill Academy	4	2	2	0	4
	West Island College	4	0	4	0	0
OUT	Bialik High School	0	0	0	0	0
Bantam Girls 1C						
5	ECS	5	4	0	1	9

	The Study	5	3	1	1	7
	Royal West Academy	5	2	1	2	6
	Trafalgar School	5	0	2	3	3
	Sacred Heart School of Montreal	4	0	2	2	2
	Howard S Billings High School	4	0	3	1	1
Bantam Girls 1D						
4	Villa Maria High School	4	4	0	0	8
	St Georges High School	4	1	3	0	2
	Westmount High School	4	1	3	0	2
	OUT Marymount Academy - OUT					
Bantam Boys 1A						
6	Westwood High School	6	5	0	1	11
	John Rennie High School	6	4	1	1	9
	St Thomas High School	6	2	4	0	4
	Macdonald High School	6	0	6	0	0
Bantam Boys 1B						
4	Royal West Academy	4	4	0	0	8
	Emmanuel Christian School	4	3	1	0	6
	Pierrefonds Comprehensive HS	4	1	2	1	3
	Howard S Billings High School	4	0	2	2	2
	West Island College	4	0	3	1	1
	OUT Bialik High School	0	0	0	0	0
Bantam Boys 1C						
6	LaurenHill Academy	6	6	0	0	12
	St Georges High School	7	5	2	0	10
	Selwyn House School	6	1	5	0	2
	Westmount High School	5	0	5	0	0

2014 GMAA Track & Field Boys Championship Meet

Thursday, May 22nd, 2014

Saint Laurent

05/22/2014 - 05/22/2014

Meet Results

Ev# 1 BOYS 11-13 Bantam 100m Da	Ev# 2 BOYS 11-13 Bantam 200m Ru	Ev# 3 BOYS 11-13 Bantam 400m Ru	Ev# 4 BOYS 11-13 Bantam 800m Ru
Ev# 5 BOYS 11-13 Bantam 1500m R	Ev# 6 BOYS 11-13 Bantam 3000m R	Ev# 7 BOYS 11-13 Bantam 80m Hur	Ev# 8 BOYS 11-13 Bantam 4x100m
Ev# 9 BOYS 11-13 Bantam 4x400m	Ev# 10 BOYS 11-13 Bantam High Ju	Ev# 11 BOYS 11-13 Bantam Pole Va	Ev# 12 BOYS 11-13 Bantam Long Ju
Ev# 13 BOYS 11-13 Bantam Triple	Ev# 14 BOYS 11-13 Bantam Shot Pu	Ev# 15 BOYS 11-13 Bantam Discus	Ev# 16 BOYS 11-13 Bantam Javelin
Ev# 17 BOYS 14-15 Midget 100m Da	Ev# 18 BOYS 14-15 Midget 200m Ru	Ev# 19 BOYS 14-15 Midget 400m Ru	Ev# 20 BOYS 14-15 Midget 800m Ru
Ev# 21 BOYS 14-15 Midget 1500m R	Ev# 22 BOYS 14-15 Midget 3000m R	Ev# 23 BOYS 14-15 Midget 100m Hu	Ev# 24 BOYS 14-15 Midget 400m Hu
Ev# 25 BOYS 14-15 Midget 4x100m	Ev# 26 BOYS 14-15 Midget 4x400m	Ev# 27 BOYS 14-15 Midget High Ju	Ev# 28 BOYS 14-15 Midget Pole Va
Ev# 29 BOYS 14-15 Midget Long Ju	Ev# 30 BOYS 14-15 Midget Triple	Ev# 31 BOYS 14-15 Midget Shot Pu	Ev# 32 BOYS 14-15 Midget Discus
Ev# 33 BOYS 14-15 Midget Javelin	Ev# 34 BOYS 16-18 Juvenile 100m	Ev# 35 BOYS 16-18 Juvenile 200m	Ev# 36 BOYS 16-18 Juvenile 400m
Ev# 37 BOYS 16-18 Juvenile 800m	Ev# 38 BOYS 16-18 Juvenile 1500m	Ev# 39 BOYS 16-18 Juvenile 3000m	Ev# 40 BOYS 16-18 Juvenile 110m
Ev# 41 BOYS 16-18 Juvenile 400m	Ev# 42 BOYS 16-18 Juvenile 4x100	Ev# 43 BOYS 16-18 Juvenile 4x400	Ev# 44 BOYS 16-18 Juvenile High
Ev# 45 BOYS 16-18 Juvenile Pole	Ev# 46 BOYS 16-18 Juvenile Long	Ev# 47 BOYS 16-18 Juvenile Tripl	Ev# 48 BOYS 16-18 Juvenile Shot
Ev# 49 BOYS 16-18 Juvenile Discu	Ev# 50 BOYS 16-18 Juvenile Javel		

[\[Top of Page\]](#) [\[Event List\]](#)

Event 1 BOYS 11-13 Bantam 100m Dash

FINALS

MARK	NAME		TEAM
12.51	1 Evan Dimentberg	13	LCC
12.71	2 Kyle Ryan	13	LA
12.93	3 Chris Saint-John	13	JP1
13.16	4 George Nasrallah	13	LJHS
13.20	5 Nico Costopoulos	13	LJHS
13.30	6 Norman Kong	13	ROY
13.34	7 Alexandre Page-Slowik	13	LA
13.34	8 Andrew Stein	13	WIC

PRELIMS

12.70	1	Evan Dimentberg	13	LCC
13.00	2	Chris Saint-John	13	JP1
13.04	3	Kyle Ryan	13	LA
13.16	4	Norman Kong	13	ROY
13.19	5	George Nasrallah	13	LJHS
13.29	6	Nico Costopoulos	13	LJHS
13.33	7	Alexandre Page-Slowik	13	LA
13.39	8	Andrew Stein	13	WIC
13.41	9	David Ciorra	13	VMC
13.59	10	Sebastien Del Carmen	13	RVAL
13.62	11	David Faustini	13	JP1
13.65	12	Sebastian Gomes-Risso	13	JP1
13.71	13	Rahul Anton	13	VMC
13.72	14	Sahanoor Chowdhury	13	JFK
13.81	15	Marcel Desmond	13	WHS

[\[Top of Page\]](#) [\[Event List\]](#)

Event 2 BOYS 11-13 Bantam 200m Run

FINALS

MARK		NAME		TEAM
26.03	1	Evan Dimentberg	13	LCC
26.78	2	George Nasrallah	13	LJHS
27.34	3	Shane Rikley-Krindle	13	WWHS
28.02	4	Sahanoor Chowdhury	13	JFK
28.20	5	Andrew Stein	13	WIC
28.55	6	Chris Saint-John	13	JP1

PRELIMS

26.26	1	Evan Dimentberg	13	LCC
-------	---	-----------------	----	-----

27.10	2	Chris Saint-John	13	JP1
27.18	3	George Nasrallah	13	LJHS
27.29	4	Shane Rikley-Krindle	13	WWHS
27.74	5	Sahanoor Chowdhury	13	JFK
27.98	6	Andrew Stein	13	WIC
28.05	7	Anthony Pires	13	JFK
28.28	8	Cedric Gravel-Switzman	13	ROY
28.35	9	Thomas Yang	13	LCC
28.37	10	Zack Billick	13	LCC
28.48	11	David Ciorra	13	VMC
28.90	12	Rahul Anton	13	VMC
28.91	13	Paul Mandelos	13	ROY
29.38	14	Omar Bacchus	13	WHS
29.66	15	Ryan Filkin	13	WWHS
29.98	16	Adam Atkas	13	LBP

[\[Top of Page\]](#) [\[Event List\]](#)

Event 3 BOYS 11-13 Bantam 400m Run

MARK		NAME		TEAM
58.33	1	Kyle Ryan	13	LA
59.54	2	Shane Rikley-Krindle	13	WWHS
1:00.44	3	Oliver Bassel	13	STG
1:00.81	4	Alexandre Page-Slowik	13	LA
1:01.34	5	Jacob Nanasi	13	MMA
1:01.56	6	Thulasithan Sinnarajah	13	LAUR
1:02.22	7	Marcel Desmond	13	WHS
1:04.20	8	Lucas Mastrodomenico	13	LCC
1:04.69	9	George Nasrallah	13	LJHS
1:04.80	10	Justin Graziani	13	BHS
1:05.19	11	Michael Colonnello	13	JP1

12	Trenton Dias Maxwell	13	WHS
1:07.65			
13	Ryan Beauchamp	13	PCHS
1:07.99			
14	Ricardo Percopo	13	JP1
1:08.02			

[\[Top of Page\]](#) [\[Event List\]](#)

Event 4 BOYS 11-13 Bantam 800m Run

MARK	NAME		TEAM	
	1	Oliver Bassel	13	STG
2:21.83				
	2	Peter Delis	13	ROY
2:25.84				
	3	Thulasithan Sinnarajah	13	LAUR
2:25.90				
	4	Jacob Nanasi	13	MMA
2:29.11				
	5	Marcel Desmond	13	WHS
2:30.61				
	6	Nikolas Dafniotis	13	LAUR
2:33.31				
	7	Justin Graziani	13	BHS
2:34.47				
	8	Matthew Zeitouni	13	STG
2:34.84				
	9	Zack Billick	13	LCC
2:40.08				
	10	Joseph Raftus	13	LOY
2:40.23				
	11	David Borelli	13	KUP
2:40.40				
	12	Axel Martinez	13	MAI
2:52.70				
	13	Raffaele Morelli	13	JP1
2:55.07				
	14	Justin Lim	13	KUP
2:56.77				
	15	Edgar Hudson	13	WHS
2:57.69				

[\[Top of Page\]](#) [\[Event List\]](#)

Event 5 BOYS 11-13 Bantam 1500m Run

MARK	NAME		TEAM	
	1	Peter Delis	13	ROY
5:09.58				
	2	Jonah Smith	13	LOY

5:13.82	3	Huzaifa Ayub	13	LAUR
5:18.24	4	Evan Allman	13	ROY
5:19.31	5	Carson Price-Gallagher	13	LCC
5:28.83	6	Jeremy Sciotto	13	KUP
5:35.98	7	David Borelli	13	KUP
5:36.72	8	Edgar Hudson	13	WHS
5:39.80				

[\[Top of Page\]](#) [\[Event List\]](#)

Event 6 BOYS 11-13 Bantam 3000m Run

MARK		NAME		TEAM
	1	Jonah Smith	13	LOY
11:09.23	2	Carson Price-Gallagher	13	LCC
11:23.26	3	Edgar Hudson	13	WHS
11:30.31	4	Daniel Gosselin	13	WIC
11:34.56	5	Justin Graziani	13	BHS
11:36.87	6	Matthew Barg	13	LCC
11:52.93	7	Michael Almanza	13	ROY
12:19.60	8	Alexander Zaphiartos	13	JP1
12:25.08	9	Nicholas Zaphiratos	13	JP1
12:29.59	10	Sebastien Cantin	13	ROY
12:45.34	11	Zachary Rothsching	13	LJHS
12:45.36	12	George Garneau	13	STG
12:56.28	13	Gregory Isaacs	13	STG
14:12.65		Andrew Ratcliff	13	STG
DNF		Matthew Cicero	13	LBP
DNF				

[\[Top of Page\]](#) [\[Event List\]](#)

Event 7 BOYS 11-13 Bantam 80m Hurdles

FINALS

MARK	NAME		TEAM
13.30	1 Evan Dimentberg	13	LCC
13.34	2 Sahanoor Chowdhury	13	JFK
13.85	3 Adam Atkas	13	LBP
14.59	4 Anthony Pires	13	JFK
14.97	5 Trenton Dias Maxwell	13	WHS
14.98	6 Kyle Roye	13	RVAL

PRELIMS

13.95 Q	1 Evan Dimentberg	13	LCC
14.11 Q	2 Adam Atkas	13	LBP
14.21 Q	3 Sahanoor Chowdhury	13	JFK
14.44 q	4 Kyle Roye	13	RVAL
15.29 q	5 Trenton Dias Maxwell	13	WHS
15.38 q	6 Anthony Pires	13	JFK
15.63	7 Gousigan Sinniah	13	PCHS
15.64	8 Alessio Conte	13	JP1
15.70	9 Adam Babin	13	ROY
15.82	10 Agostino Giagnacovo	13	JP1
15.88	11 Thomas Yang	13	LCC
15.92	12 Marcel Desmond	13	WHS
16.13	13 Jonathan Huberman	13	HZHS
17.17	14 Eavan Attie	13	LOY
17.26	15 Ryan Locke	13	LOY

[\[Top of Page\]](#) [\[Event List\]](#)

Event 8 BOYS 11-13 Bantam 4x100m Relay

MARK	NAME		TEAM
------	------	--	------

1	LCC A	LCC
51.26	2 LA A	LA
51.59	3 ROYAL A	ROY
53.85	4 JP1 B	JP1
54.90	5 LJHS A	LJHS
55.08	6 WHS A	WHS
55.75	7 WIC A	WIC
56.74	8 LAURN A	LAUR
57.10	9 PCHS A	PCHS
57.11	10 LOY A	LOY
58.95	11 KUPER A	KUP
59.12	12 BHS A	BHS
1:03.39		

[\[Top of Page\]](#) [\[Event List\]](#)

Event 9 BOYS 11-13 Bantam 4x400m Relay

MARK	NAME	TEAM
1	LCC A	LCC
4:23.80	2 JP1 A	JP1
4:24.69	3 WHS A	WHS
4:28.93	4 ROYAL A	ROY
4:33.29	5 LJHS A	LJHS
4:33.82	6 LA A	LA
4:34.73	7 LOY A	LOY
4:36.16	8 STG A	STG
4:37.88	9 PCHS A	PCHS
4:39.69	10 KUPER A	KUP
4:47.76	11 BHS A	BHS
5:11.57	12 LAURN A	LAUR
5:29.61		

[\[Top of Page\]](#) [\[Event List\]](#)

Event 10 BOYS 11-13 Bantam High Jump

MARK	NAME		TEAM
1.50m	1 Sabri Hafiz-Uddin	13	STT
1.45m	2 Ryan Filkin	13	WWHS
1.45m	3 Raffaele Morelli	13	JP1
1.40m	4 Ricardo Percopo	13	JP1
1.40m	5 Brian Dennison	13	ROY
1.30m	6 Eshwar Ganesan	13	ROY
1.30m	6 Sahanoor Chowdhury	13	JFK
1.30m	6 Alessio Conte	13	JP1
1.30m	9 Alexander Lee	13	LOY
1.30m	10 Jonathan Huberman	13	HZHS
1.30m	11 Evan Allman	13	ROY
1.20m	12 David Ciorra	13	VMC

[\[Top of Page\]](#) [\[Event List\]](#)

Event 12 BOYS 11-13 Bantam Long Jump

MARK	NAME		TEAM
4.77m	1 Evan Dimentberg	13	LCC
4.65m	2 Thomas Yang	13	LCC
4.36m	3 Jonah Levy	13	WHS
4.33m	4 Rahul Anton	13	VMC
4.20m	5 Anthony Pires	13	JFK
3.99m	6 Philip Loh	13	PCHS
3.91m	7 Omar Bacchus	13	WHS
3.89m	8 Sahanoor Chowdhury	13	JFK
3.88m	9 Chris Saint-John	13	JP1
3.87m	10 Benjamin Moulard	13	ROY

11	Alexander Lee	13	LOY
3.75m			
12	Sebastian Gomes-Risso	13	JP1
3.65m			
13	Norman Kong	13	ROY
3.62m			
14	Fernando Rado Detta	13	LA
3.59m			

[\[Top of Page\]](#) [\[Event List\]](#)

Event 13 BOYS 11-13 Bantam Triple Jump

MARK	NAME		TEAM
1	Evan Dimentberg	13	LCC
10.78m			
2	Chris Saint-John	13	JP1
10.52m			
3	Benjamin Mouland	13	ROY
10.18m			
4	Raffaele Morelli	13	JP1
9.95m			
5	Rahul Anton	13	VMC
9.37m			
6	Philip Loh	13	PCHS
9.26m			
7	Adam VanDenbusche	13	LCC
8.79m			
8	Nicolas MacFarlane	13	LA
8.70m			
9	Adam Babin	13	ROY
8.63m			
10	Ricardo Percopo	13	JP1
8.34m			
11	Ryan Garber	13	LCC
8.20m			
12	Luca Palazzese	13	LOY
8.12m			
13	Conrad Coffin	13	BHS
6.97m			
	Trenton Dias Maxwell	13	WHS
NM			

[\[Top of Page\]](#) [\[Event List\]](#)

Event 14 BOYS 11-13 Bantam Shot Put

MARK	NAME		TEAM
1	Andrew Mullins-Grant	13	PCHS
11.00m			
2	Jake Lariviere	13	MMA

9.83m	3	Andrew Stein	13	WIC
9.55m	4	Bagio Pompa	13	JP1
9.53m	5	Anthony Pires	13	JFK
9.46m	6	Jonah Levy	13	WHS
9.16m	7	Jf St Onge	13	KUP
8.42m	8	Yanni Papadopoulos	13	LJHS
8.42m	9	Nicholas Groppini	13	JP1
8.29m	10	Yedidia Iferian	13	CENT
8.05m	11	Dylan Oelman	13	LJHS
8.02m	12	Ryan Reid	13	LA
7.85m	13	Antonio Barrafato	13	LOY
7.67m	14	Lucas Mastrodomenico	13	LCC
7.07m	15	Lucas Gold	13	LCC
6.60m	16	Anthony Messina	13	LA
5.98m				

[\[Top of Page\]](#) [\[Event List\]](#)

Event 15 BOYS 11-13 Bantam Discus Throw

MARK		NAME		TEAM
	1	Andrew Stein	13	WIC
29.25m	2	Yedidia Iferian	13	CENT
25.32m	3	Sebastian Gomes-Risso	13	JP1
23.53m	4	Jf St Onge	13	KUP
23.50m	5	Lucas Gold	13	LCC
23.39m	6	Max Eisenberg	13	WIC
19.97m	7	Andrew Mullins-Grant	13	PCHS
18.85m	8	Antonio Barrafato	13	LOY
18.72m	9	Mathias Braz-Bolton	13	PCHS
18.62m	10	Hunter Fisher	13	LA
18.02m	11	Tyler Ecclestonese	13	MMA
17.68m	12	Luca Palazzese	13	LOY

17.06m	13	Anthony Messina	13	LA
17.05m	14	Justin Graziani	13	BHS
16.70m				

[\[Top of Page\]](#) [\[Event List\]](#)

Event 16 BOYS 11-13 Bantam Javelin Throw

MARK		NAME		TEAM
	1	Dante Di Domenico	13	LBP
30.85m	2	Ryan Filkin	13	WWHS
24.31m	3	Jf St Onge	13	KUP
23.35m	4	Mario Giobbi-Maione	13	LOY
23.29m	5	Peter Delis	13	ROY
22.22m	6	Nicholas Groppini	13	JP1
21.17m	7	Jonah Levy	13	WHS
20.81m	8	Luca Palazzese	13	LOY
20.27m	9	Adam VanDenbusche	13	LCC
19.99m	10	Andrew Stein	13	WIC
19.81m	11	Yedidia Iferian	13	CENT
19.26m	12	Mathias Braz-Bolton	13	PCHS
16.97m	13	Anthony Messina	13	LA
16.21m	14	Kyle Holland	13	LCC
15.78m	15	Max Eisenberg	13	WIC
13.75m		Ryan Reid	13	LA
NM				

[\[Top of Page\]](#) [\[Event List\]](#)

Event 17 BOYS 14-15 Midget 100m Dash

FINALS

MARK		NAME		TEAM
------	--	------	--	------

11.89	1	Jake Navarra	15	KUP
12.06	2	Zachary Mahrouse	15	WIC
12.10	3	Max Makarov	15	LCC
12.35	4	Gabriel Polodori	15	STG
12.44	5	Jacob Kirchner	15	STG
12.52	6	Jeremy Sananes	15	WIC
12.54	7	Pedro Brunopogins	15	KUP
12.72	8	Steven Trignoakis	15	LAUR

PRELIMS

12.06 Q	1	Jake Navarra	15	KUP
12.31 Q	2	Max Makarov	15	LCC
12.31 Q	3	Zachary Mahrouse	15	WIC
12.36 q	4	Gabriel Polodori	15	STG
12.57 q	5	Jacob Kirchner	15	STG
12.65 q	6	Jeremy Sananes	15	WIC
12.69 q	7	Pedro Brunopogins	15	KUP
13.01 Q	8	Steven Trignoakis	15	LAUR
13.04	9	Anice K Kesba	15	BA
13.13	10	Paul Justenhaven	15	LLHS
13.20	11	Tyler Boyce-Davis	15	WHS
13.30	12	Domenic Salvo	15	LOY
13.35	13	Michael Lebel	15	LOY
13.42	14	Nick Zaloum	15	JRHS

[\[Top of Page\]](#) [\[Event List\]](#)

Event 18 BOYS 14-15 Midget 200m Run

FINALS

MARK		NAME		TEAM
	1	Anice K Kesba	15	BA

24.60			
2	Max Makarov	15	LCC
24.66			
3	Zachary Mahrouse	15	WIC
24.97			
4	Gabriel Polodori	15	STG
25.20			
5	Jacob Kirchner	15	STG
25.30			
6	Dakota Brown	15	JRHS
26.14			

PRELIMS

	1	Anice K Kesba	15	BA
24.76	Q			
2	Max Makarov	15	LCC	
24.82	Q			
3	Gabriel Polodori	15	STG	
25.09	q			
4	Zachary Mahrouse	15	WIC	
25.21	Q			
5	Dakota Brown	15	JRHS	
25.31	q			
6	Jacob Kirchner	15	STG	
25.34	q			
7	Jake Navarra	15	KUP	
25.72				
8	Shayne McLaughlin	15	PCHS	
25.90				
9	Steven Trignoakis	15	LAUR	
26.03				
10	Bruno Polins-Pedro	15	KUP	
26.08				
11	Matthew Vallieres	15	WWHS	
26.37				
12	Andreas Voutsinas	15	LAUR	
27.25				
13	Samuel Durand	15	MMA	
27.40				
14	Lucas Daniele	15	WWHS	
27.83				
15	Matthew Driver	15	LOY	
36.80				

[\[Top of Page\]](#) [\[Event List\]](#)

Event 19 BOYS 14-15 Midget 400m Run

MARK		NAME		TEAM
	1	Anice K Kesba	15	BA
54.35				
2	Tyler Boyce-Davis	15	WHS	
55.91				
3	Dakota Brown	15	JRHS	
56.14				
4	Jeremy Sananes	15	WIC	

57.17			
5	Michael Lebel	15	LOY
59.03			
6	Yanick Potvin	15	WIC
59.20			
7	Alex Nowakowski	15	LOY
59.26			
8	Joseph Salzman	15	BIAL
1:00.08			
9	Domenic Salvo	15	LOY
1:00.75			
10	Yusuf Victory	15	WHS
1:00.95			
11	Christopher Chang-Tze	15	ROY
1:03.00			
12	Davon Paris	15	JLHS
1:03.61			
13	Rasheem Dottin	15	RIV
1:05.65			

[\[Top of Page\]](#) [\[Event List\]](#)

Event 20 BOYS 14-15 Midget 800m Run

MARK	NAME		TEAM	
	1	Tomas Caprera	15	LOY
2:21.45				
2	Michael Lebel	15	LOY	
2:22.14				
3	Joseph Salzman	15	BIAL	
2:23.09				
4	Sam Lamanuzzi	15	SELW	
2:23.86				
5	Graham Neusmith	15	JRHS	
2:24.56				
6	Michael Tran	15	BA	
2:27.20				
7	Jeremy Roy	15	STG	
2:29.72				
8	Tashi White	15	PCHS	
2:30.55				
9	Tim Rylander	15	WHS	
2:30.86				
10	Riley Jones	15	WWHS	
2:32.27				
11	Evan Kuzyk	15	LMAC	
2:34.79				
12	Ryan Mitchell	15	PCHS	
2:49.40				

[\[Top of Page\]](#) [\[Event List\]](#)

Event 21 BOYS 14-15 Midget 1500m Run

MARK	NAME		TEAM
1	Gabriel Folino	15	VMC
4:48.24	2 Tomas Caprera	15	LOY
4:48.32	3 Angelo Rosato	15	LOY
4:51.95	4 Caelean Ratcliffe	15	BHS
4:57.56	5 James Houghton	15	SELW
5:00.32	6 Graham Neusmith	15	JRHS
5:02.49	7 Nicolas Estevez-Perez	15	LAUR
5:05.16	8 Connor Farrell	15	LOY
5:05.23	9 Michael Tran	15	BA
5:15.57	10 Celestin Sungura	15	JLHS
5:17.86	11 Jeremy Roy	15	STG
5:19.51	12 Lawrence Pan	15	KUP
5:20.50	13 Riley Jones	15	WWHS
5:28.92	14 Richard Cooper	15	STG
5:29.10	15 Evan Kuzyk	15	LMAC
5:34.15			

[\[Top of Page\]](#) [\[Event List\]](#)

Event 22 BOYS 14-15 Midget 3000m Run

MARK	NAME		TEAM
1	Gabriel Folino	15	VMC
10:21.97	2 Alex Nowakowski	15	LOY
10:22.89	3 Caelean Ratcliffe	15	BHS
10:26.50	4 Nicolas Estevez-Perez	15	LAUR
10:55.13	5 Brendan Jackson	15	BHS
11:02.84	6 James Houghton	15	SELW
11:03.66	7 Celestin Sungura	15	JLHS
11:09.36	8 Jordan Daniele	15	WWHS
11:20.71	9 Henry Bassel	15	STG
11:25.10	10 Pierce Cullen	15	SELW

11:25.14			
11	Lawrence Pan	15	KUP
11:55.22			
12	Richard Cooper	15	STG
12:14.21			
13	Alexandre Marchand	15	LAUR
12:34.76			

[\[Top of Page\]](#) [\[Event List\]](#)

Event 23 BOYS 14-15 Midget 100m Hurdles

FINALS

MARK	NAME		TEAM
	1 Christopher Chang-Tze	15	ROY
16.63			
	2 Bruno Polins-Pedro	15	KUP
17.34			
	3 Tyler Boyce-Davis	15	WHS
17.51			
	4 Rasheem Dottin	15	RIV
18.23			
	5 Nicholasq Datko	15	PCHS
18.52			
	6 Ben Lewandowski	15	CENT
18.78			

PRELIMS

	1 Christopher Chang-Tze	15	ROY
16.93 Q			
	2 Tyler Boyce-Davis	15	WHS
18.25 Q			
	3 Ben Lewandowski	15	CENT
18.67 Q			
	4 Rasheem Dottin	15	RIV
18.82 q			
	5 Nicholasq Datko	15	PCHS
19.00 q			
	6 Bruno Polins-Pedro	15	KUP
19.06 q			
	7 Jon Werbit	15	BIAL
19.08			
	8 William Strachan	15	WHS
19.09			
	9 Max Makarov	15	LCC
19.10			
	10 Jeremy Sananes	15	WIC
19.11			
	11 Christopher Phillip	15	PCHS
19.13			
	11 Michael Lebel	15	LOY
19.13			
	13 Vincent Marleau	15	WWHS
19.14			

14 Steven Trignoakis 15 LAUR
19.35

[\[Top of Page\]](#) [\[Event List\]](#)

Event 24 BOYS 14-15 Midget 400m Hurdles

MARK	NAME		TEAM
1	Tyler Boyce-Davis	15	WHS
1:02.35			
2	Dakota Brown	15	JRHS
1:02.36			
3	Christopher Chang-Tze	15	ROY
1:05.93			
4	Michael Lebel	15	LOY
1:07.94			
5	Nicholas Maniatis	15	LAUR
1:11.40			
6	Tashi White	15	PCHS
1:11.65			
7	Nicholasq Datko	15	PCHS
1:13.53			
8	William Strachan	15	WHS
1:16.49			
9	Vincent Marleau	15	WWHS
1:16.55			
10	Christopher Phillip	15	PCHS
1:27.57			

[\[Top of Page\]](#) [\[Event List\]](#)

Event 25 BOYS 14-15 Midget 4x100m Relay

MARK	NAME		TEAM
1	STG A		STG
47.60			
2	JRHS A		JRHS
49.49			
3	WHS A		WHS
49.74			
4	LAURN A		LAUR
50.90			
5	WIC A		WIC
51.28			
6	PCHS A		PCHS
51.90			
7	LOY A		LOY
51.94			
8	WWHS A		WWHS
52.38			
9	CENT A		CENT

55.75

[\[Top of Page\]](#) [\[Event List\]](#)

Event 26 BOYS 14-15 Midget 4x400m Relay

MARK	NAME	TEAM	
1	LOY A	LOY	
4:04.58	2	WHS A	WHS
4:07.64	3	PCHS A	PCHS
4:17.87	4	LAURN A	LAUR
4:19.22	5	STG A	STG
4:33.62	6	WWHS A	WWHS
4:37.94			

[\[Top of Page\]](#) [\[Event List\]](#)

Event 27 BOYS 14-15 Midget High Jump

MARK	NAME	15	TEAM	
1	Nicholas Maniatis	15	LAUR	
1.70m	2	Desmond Sanon	15	WWHS
1.70m	3	Tomas Caprera	15	LOY
1.65m	4	Domenic Salvo	15	LOY
1.60m	5	Nicolas Paliotti	15	JRHS
1.60m	6	Ethan Cauvy	15	MAI
1.60m	7	Jordan Altman	15	STG
1.55m	8	Christopher Chang-Tze	15	ROY
1.55m	9	Dane Hintermueller	15	KUP
1.50m	10	Yanick Potvin	15	WIC
1.50m	11	William Strachan	15	WHS
1.50m	12	Kane Lee	15	WHS
1.50m	13	Sean Roberts	15	WHS
1.45m				

14	Anthony Anastasopoulos	15	WIC
1.45m	Raphael Even-Hen	15	BIAL
NM			

[\[Top of Page\]](#) [\[Event List\]](#)

Event 28 BOYS 14-15 Midget Pole Vault

MARK		NAME		TEAM
	1	Ryan Kay	15	LOY
2.20m	2	Jean-Paul Beirouti	15	LOY
1.70m	3	Tomas Caprera	15	LOY
1.65m				

[\[Top of Page\]](#) [\[Event List\]](#)

Event 29 BOYS 14-15 Midget Long Jump

MARK		NAME		TEAM
	1	Max Makarov	15	LCC
5.71m	2	Anice K Kesba	15	BA
5.65m	3	Panagiotis Papazoglou	15	LAUR
5.06m	4	Michael Mensah	15	WHS
4.99m	5	Domenic Salvo	15	LOY
4.88m	6	Tahjantey Adams	15	WHS
4.88m	7	Davon Paris	15	JLHS
4.85m	8	Dane Hintermueller	15	KUP
4.70m	9	Ethan Cauvy	15	MAI
4.68m	10	Paul Justenhaven	15	LLHS
4.64m	11	Nick Zaloum	15	JRHS
4.59m	12	Tashi White	15	PCHS
4.53m	13	Shayne McLaughlin	15	PCHS
4.50m	14	Desmond Sanon	15	WWHS
4.25m	15	David Gerohicoff	15	ROY

3.20m

[\[Top of Page\]](#) [\[Event List\]](#)

Event 30 BOYS 14-15 Midget Triple Jump

MARK	NAME		TEAM
1	Max Makarov	15	LCC
11.70m			
2	Nicolas Paliotti	15	JRHS
11.57m			
3	Domenic Salvo	15	LOY
11.38m			
4	Christopher Chang-Tze	15	ROY
11.22m			
5	Panagiotis Papazoglou	15	LAUR
11.07m			
6	Ethan Cauvy	15	MAI
10.80m			
7	Tahjantey Adams	15	WHS
10.53m			
8	Jeremy Sananes	15	WIC
10.12m			
9	Petros Moulatsiotis	15	LAUR
9.23m			
10	David Sorin	15	WIC
9.20m			
11	Christos Lazaris	15	LAUR
9.12m			
12	Tashi White	15	PCHS
9.09m			
13	Anthony Anastasopoulos	15	WIC
8.94m			
14	Enrico Veloce	15	WHS
8.86m			

[\[Top of Page\]](#) [\[Event List\]](#)

Event 31 BOYS 14-15 Midget Shot Put

MARK	NAME		TEAM
1	Jacob Kirchner	15	STG
12.80m			
2	Andreas Voutsinas	15	LAUR
11.92m			
3	Daniel Pye	15	LOY
11.87m			
4	Matthew Lamargese	15	KUP
11.11m			
5	Louis Britton	15	WVHS
11.09m			

6	Nicholas Maniatis	15	LAUR
11.02m			
7	David Kociu	15	KUP
10.64m			
8	Tristan Villaroel	15	WWHS
10.59m			
9	Jared Levy	15	WHS
10.33m			
10	Oliver Quinn	15	PCHS
10.32m			
11	Matthew Tabet	15	LCC
10.22m			
12	Nicholas Styres	15	KSS
10.14m			
13	Shayne McLaughlin	15	PCHS
9.84m			
14	Nicholas Turturro	15	LMAC
9.39m			
15	Michael Frances	15	SELW
9.18m			

[\[Top of Page\]](#) [\[Event List\]](#)

Event 32 BOYS 14-15 Midget Discus Throw

MARK	NAME		TEAM
	1 Daniel Pye	15	LOY
33.44m			
	2 Nicholas Maniatis	15	LAUR
30.83m			
	3 Matthew Kfourri	15	STG
25.66m			
	4 David Kociu	15	KUP
25.37m			
	5 Tristan Villaroel	15	WWHS
24.23m			
	6 Alex Bevacqua	15	KUP
23.88m			
	7 Mitchel Martel	15	CENT
23.38m			
	8 William Carter	15	LOY
23.00m			
	9 Shayne McLaughlin	15	PCHS
22.56m			
	10 Petros Moulatsiotis	15	LAUR
22.39m			
	11 Alex Christmas-Cabana	15	CENT
21.71m			
	12 Matthew Tabet	15	LCC
21.57m			
	13 Alex Nowakowski	15	LOY
21.08m			
	14 Roland Riachi	15	KUP
20.73m			
	15 Riley Jones	15	WWHS
19.85m			

Event 33 BOYS 14-15 Midget Javelin Throw

MARK	NAME		TEAM
1	Petros Moulatsiotis	15	LAUR
33.66m			
2	Nicolas Paliotti	15	JRHS
33.58m			
3	Dane Hintermueller	15	KUP
32.23m			
4	Louis Britton	15	WVHS
31.48m			
5	Oliver Quinn	15	PCHS
29.03m			
6	Jaad VanDerwee	15	ROY
28.98m			
7	Matthew Tabet	15	LCC
28.50m			
8	Bradley Taiger	15	WIC
24.30m			
9	Daniel Pye	15	LOY
23.85m			
10	David Kociu	15	KUP
23.80m			
11	Nicholas Maniatis	15	LAUR
21.99m			
12	Jonathan Rinaldi	15	LMAC
19.99m			
13	Ryan Rodin	15	WIC
19.88m			
14	Alex Christmas-Cabana	15	CENT
14.10m			
	Dakota Brown	15	JRHS
NM			

Event 34 BOYS 16-18 Juvenile 100m Dash

FINALS

MARK	NAME		TEAM
1	Dustie Joseph	17	WIC
11.56			
2	Andrew Knopp	17	WIC
12.11			
3	Roko Lergia	17	LLHS
12.22			
4	Ethan Gould	17	STT
12.44			
5	Ben Biasi-Gelb	17	KUP

12.48	6	Kadeem McGhie	17	PCHS
12.85	7	Elijah Suyat	17	LLHS
12.86	8	Hassan Uddin	17	PCHS
12.91				

PRELIMS

	1	Dustie Joseph	17	WIC
11.70 Q	2	Andrew Knopp	17	WIC
12.17 Q	3	Roko Lergia	17	LLHS
12.39 Q	4	Ben Biasi-Gelb	17	KUP
12.62 q	5	Elijah Suyat	17	LLHS
12.83 Q	6	Ethan Gould	17	STT
12.84 q	7	Hassan Uddin	17	PCHS
12.97 q	8	Kadeem McGhie	17	PCHS
12.98 q	9	Chris Bailey	17	RVAL
13.04	10	Isaiah Martel-Wilson	17	STT
13.16	11	Mark Manget	17	BA
13.41	12	Matthew Manget	17	BA
13.52	13	Sicconi Purrier	17	RIV
14.34				

[\[Top of Page\]](#) [\[Event List\]](#)

Event 35 BOYS 16-18 Juvenile 200m Run

FINALS

MARK		NAME		TEAM
	1	Dustie Joseph	17	WIC
24.09	2	Andrew Knopp	17	WIC
24.42	3	Kadeem McGhie	17	PCHS
24.48	4	Brooks Cannell	17	SELW
24.98	5	Mark Manget	17	BA
25.25	6	Costa Blidjios	17	LLHS
27.46				

PRELIMS

1	Dustie Joseph	17	WIC
24.22 Q			
2	Andrew Knopp	17	WIC
24.81 Q			
3	Kadeem McGhie	17	PCHS
24.94 Q			
4	Brooks Cannell	17	SELW
25.11 q			
5	Mark Manget	17	BA
25.52 q			
6	Costa Blidjios	17	LLHS
25.88 q			
7	Jonathan Boisvert	17	PCHS
25.94			
8	Ethan Gould	17	STT
26.28			
9	Jesse Vatne	17	WWHS
26.57			
10	Alexandre Dufresne	17	VMC
26.62			
11	Matthew Manget	17	BA
26.63			
12	Brandon Wong Ping lun	17	ROY
26.94			
13	David Germain	17	LLHS
27.82			

[\[Top of Page\]](#) [\[Event List\]](#)

Event 36 BOYS 16-18 Juvenile 400m Run

MARK	NAME		TEAM
1	Kadeem McGhie	17	PCHS
54.03			
2	Brooks Cannell	17	SELW
54.42			
3	Mark Manget	17	BA
55.75			
4	Matthew Manget	17	BA
57.38			
5	Mathieu Blouin	17	PCHS
57.86			
6	Matthew Filgiano	17	LCC
59.72			
7	Aidan Yardley-Jones	17	PCHS
59.98			
8	Shawn Gordon	17	BIAL
1:03.44			

[\[Top of Page\]](#) [\[Event List\]](#)

Event 37 BOYS 16-18 Juvenile 800m Run

MARK	NAME		TEAM	
1	Giuseppe Lipari	17	LCC	
2:16.26	2	Muhan Patel	17	LAUR
2:18.86	3	Matthew Filgiano	17	LCC
2:19.89	4	Mathieu Blouin	17	PCHS
2:19.94	5	Taofiq Aziz	17	LAUR
2:24.59	6	Marc-Andre Blouin	17	PCHS
2:26.88	7	Gabriel Adamo	17	LBP
2:29.96	8	Aidan Yardley-Jones	17	PCHS
2:31.74	9	Jordan Hall-Derapp	17	JLHS
2:45.13	10	Mark Daly	17	RIV
2:45.61				

[\[Top of Page\]](#) [\[Event List\]](#)

Event 38 BOYS 16-18 Juvenile 1500m Run

MARK	NAME		TEAM	
1	Giuseppe Lipari	17	LCC	
4:45.85	2	Alex Sorger	17	LLHS
4:50.12	3	Taofiq Aziz	17	LAUR
4:53.29	4	Mathieu Blouin	17	PCHS
4:55.35	5	Akshay Grover	17	PCHS
5:05.83	6	David Herscovitch	17	BIAL
5:13.33	7	Gabriel Adamo	17	LBP
5:21.36	8	Jonathan Diamond	17	WIC
5:24.02	9	Raphael Tran-Dinh	17	WIC
5:32.86	10	Marc-Andre Blouin	17	PCHS
5:42.04	11	Shawn Gordon	17	BIAL
5:49.82				

[\[Top of Page\]](#) [\[Event List\]](#)

Event 39 BOYS 16-18 Juvenile 3000m Run

MARK	NAME		TEAM
	1 Giuseppe Lipari	17	LCC
10:26.71	2 Taofiq Aziz	17	LAUR
10:30.38	3 Akshay Grover	17	PCHS
10:36.82	4 Aidan Yardley-Jones	17	PCHS
10:48.72	5 Ben Biasi-Gelb	17	KUP
10:48.94	6 Marc-Andre Blouin	17	PCHS
11:01.51	7 Erik Laflamme	17	WWHS
11:34.17	8 Raphael Tran-Dinh	17	WIC
11:46.05	Alfonso Garcia-Bringas	17	WHS
DNF			

[\[Top of Page\]](#) [\[Event List\]](#)

Event 40 BOYS 16-18 Juvenile 110m Hurdles**FINALS**

MARK	NAME		TEAM
	1 Dustie Joseph	17	WIC
17.67	2 Roko Lergia	17	LLHS
18.81	3 Jesse Vatne	17	WWHS
19.63	4 Brad Fironi	17	KUP
19.94	5 Shiujit Chhina	17	PCHS
21.63			

PRELIMS

	1 Roko Lergia	17	LLHS
18.84 Q	2 Chea Wynter	17	RVAL
19.07 q	3 Dustie Joseph	17	WIC
19.18 Q	4 Jesse Vatne	17	WWHS
19.60 Q	5 Brad Fironi	17	KUP

20.22	q			
6		Shiujit Chhina	17	PCHS
20.41	q			
7		Brandon Mitchell	17	PCHS
20.44				
8		Kishan Patel	17	LLHS
20.61				
9		Jonathan Haiun	17	WIC
20.80				
10		David Germain	17	LLHS
21.35				
11		Peter Kantel	17	JRHS
21.53				
12		Sicconi Purrier	17	RIV
21.85				

[\[Top of Page\]](#) [\[Event List\]](#)

Event 41 BOYS 16-18 Juvenile 400m Hurdles

MARK		NAME		TEAM
	1	Brooks Cannell	17	SELW
1:02.47				
	2	Kadeem McGhie	17	PCHS
1:05.37				
	3	Matthew Filgiano	17	LCC
1:05.66				
	4	Alex Sorger	17	LLHS
1:06.50				
	5	Muhan Patel	17	LAUR
1:07.22				
	6	Jason Lee	17	BA
1:09.23				
	7	Jonathan Haiun	17	WIC
1:11.07				
	8	Brandon Mitchell	17	PCHS
1:12.20				
	9	David Herscovitch	17	BIAL
1:12.26				
	10	Shiujit Chhina	17	PCHS
1:15.61				

[\[Top of Page\]](#) [\[Event List\]](#)

Event 42 BOYS 16-18 Juvenile 4x100m Relay

MARK		NAME		TEAM
	1	WIC A		WIC
47.68				
	2	PCHS A		PCHS
48.98				

49.40	3	LLHS A	LLHS
50.16	4	BA A	BA

[\[Top of Page\]](#) [\[Event List\]](#)

Event 43 BOYS 16-18 Juvenile 4x400m Relay

MARK		NAME	TEAM
	1	PCHS A	PCHS
3:59.56	2	BA A	BA
4:02.11	3	LAURN A	LAUR
4:08.19	4	WWHS A	WWHS
4:15.81	5	WIC A	WIC
4:16.78			

[\[Top of Page\]](#) [\[Event List\]](#)

Event 44 BOYS 16-18 Juvenile High Jump

MARK		NAME		TEAM
	1	Muhan Patel	17	LAUR
1.65m	2	Kashanti Sandy	17	WHS
1.65m	3	Eric Dagenais	17	WIC
1.60m	4	Javon Joseph	17	MMA
1.60m	5	Peter Kantel	17	JRHS
1.60m	6	Daniel Wood	17	WIC
1.55m	7	Nicolas Ruibat	17	LMAC
1.50m	7	Brandon Wong Ping lun	17	ROY
1.50m	9	David Herscovitch	17	BIAL
1.50m	10	Zach Hughes	17	WHS
1.50m	11	Christopher Dimopolous	17	WIC
1.50m	12	Roko Lergia	17	LLHS
1.50m	13	Elijah Suyat	17	LLHS

1.45m			
	14	Brooks Cannell	17 SELW
1.40m			
	15	Kadeem McGhie	17 PCHS
1.30m			
		Adam MacDonald	17 STT
NM			

[\[Top of Page\]](#) [\[Event List\]](#)

Event 46 BOYS 16-18 Juvenile Long Jump

MARK		NAME		TEAM
	1	Andrew Knopp	17	WIC
5.77m				
	2	Javon Joseph	17	MMA
5.48m				
	3	Daniel Wood	17	WIC
5.40m				
	4	Chea Wynter	17	RVAL
5.40m				
	5	Roko Lergia	17	LLHS
5.33m				
	6	Elijah Suyat	17	LLHS
5.32m				
	7	Isaiah Martel-Wilson	17	STT
5.23m				
	8	Jesse Vatne	17	WWHS
4.98m				
	9	Hassan Uddin	17	PCHS
4.91m				
	10	Mark Manget	17	BA
4.83m				
	11	Chantara Win	17	JFK
4.79m				

[\[Top of Page\]](#) [\[Event List\]](#)

Event 47 BOYS 16-18 Juvenile Triple Jump

MARK		NAME		TEAM
	1	Daniel Wood	17	WIC
11.22m				
	2	Elijah Suyat	17	LLHS
11.20m				
	3	Kashanti Sandy	17	WHS
10.97m				
	4	Eric Dagenais	17	WIC
10.86m				
	5	Jesse Vatne	17	WWHS
10.43m				

6	Alan Singleton	17	PCHS
10.07m	7 George Rentopoulos	17	LAUR
10.04m	8 Christopher Dimopolous	17	WIC
9.74m	9 Brad Fironi	17	KUP
9.30m	10 Dennis Karabatsos	17	LAUR
9.27m	11 Roy Shahrabani	17	MAI
9.06m	12 Mathushan Sachitharandem	17	PCHS
8.91m	13 Shawn Gordon	17	BIAL
8.69m	14 Costa Blidjios	17	LLHS
7.88m			

[\[Top of Page\]](#) [\[Event List\]](#)

Event 48 BOYS 16-18 Juvenile Shot Put

MARK	NAME		TEAM
1	Troy Diabo	17	KSS
12.45m	2 Vlad Filenkov	17	WIC
11.84m	3 Taryn Diabo	17	KSS
11.53m	4 Aaron Amar	17	MAI
11.53m	5 Brandon Fombuena	17	VMC
11.46m	6 Joshua Violoachi	17	PCHS
10.66m	7 Josh Besner	17	CENT
10.50m	8 Brooks Cannell	17	SELW
10.46m	9 Condrade Luthe	17	WWHS
10.44m	10 Michael Nikas	17	LLHS
10.42m	11 Yianni Varoutsos	17	LAUR
9.95m	12 Peter Kantel	17	JRHS
9.46m	13 George Rentopoulos	17	LAUR
9.40m	14 Armando Gonzalez-Bermudez	17	RVAL
9.39m	15 Jonathan Diamond	17	WIC
1.58m			

[\[Top of Page\]](#) [\[Event List\]](#)

Event 49 BOYS 16-18 Juvenile Discus Throw

MARK	NAME		TEAM
1	Jonathan Diamond	17	WIC
32.67m			
2	Vlad Filenkov	17	WIC
29.45m			
3	Carmine Spina	17	VMC
27.46m			
4	Michael Nikas	17	LLHS
25.52m			
5	Daniel Wood	17	WIC
25.15m			
6	Condrade Luthe	17	WWHS
23.65m			
7	Muhan Patel	17	LAUR
23.15m			
8	Yianni Varoutsos	17	LAUR
22.30m			
9	Josh Besner	17	CENT
21.80m			
10	Trevor Aidous	17	LLHS
18.10m			
11	Riever McLachlan	17	WHS
17.96m			
12	Jeremy Apelo	17	RVAL
17.22m			
13	Jason Pang	17	RVAL
15.61m			

[\[Top of Page\]](#) [\[Event List\]](#)

Event 50 BOYS 16-18 Juvenile Javelin Throw

MARK	NAME		TEAM
1	Christopher Dimopolous	17	WIC
34.24m			
2	Brandon Mitchell	17	PCHS
33.15m			
3	Alan Singleton	17	PCHS
32.30m			
4	Aidan Yardley-Jones	17	PCHS
30.53m			
5	Vlad Filenkov	17	WIC
30.47m			
6	Nicholas Lee-Marchard	17	STT
30.40m			
7	Thanh Doan	17	JFK
30.36m			
8	Condrade Luthe	17	WWHS
30.35m			
9	Taofiq Aziz	17	LAUR
29.84m			

25.95m	10	Peter Kantel	17	JRHS
24.29m	11	Trevor Aidous	17	LLHS
16.03m	12	Jason Pang	17	RVAL
NM		Troy Diabo	17	KSS

[\[Top of Page\]](#) [\[Event List\]](#)

2014 GMAA Track & Field Boys Championship Meet

Thursday, May 22nd, 2014

Saint Laurent

05/22/2014 - 05/22/2014

Meet Scores

MALE INDIVIDUAL Age Group 11 - 13			
1	DIMENTBERG, EVAN	LCC	35.000
2	DELIS, PETER	ROYAL	14.000
3	STEIN, ANDREW	WIC	13.000
4	SMITH, JONAH	LOY	12.000
4	RYAN, KYLE	LA	12.000
6	BASSEL, OLIVER	STG	11.000
7	SAINT-JOHN, CHRIS	JP1	10.000
7	FILKIN, RYAN	WWHS	10.000
9	RIKLEY-KRINDLE, SHANE	WWHS	9.000
10	CHOWDHURY, SAHANOOR	JFKHS	8.333
11	NASRALLAH, GEORGE	LJHS	8.000
12	ST ONGE, JF	KUPER	7.000
12	MORELLI, RAFFAELE	JP1	7.000
12	PIRES, ANTHONY	JFKHS	7.000
12	DI DOMENICO, DANTE	LBPHS	7.000
12	HAFIZ-UDDIN, SABRI	STT	7.000
12	PRICE-GALLAGHER, CARSON	LCC	7.000
12	MULLINS-GRANT, ANDREW	PCHS	7.000
19	ANTON, RAHUL	VMC	5.000
19	LEVY, JONAH	WHS	5.000
19	YANG, THOMAS	LCC	5.000
19	IFERIAN, YEDIDIA	CENT	5.000
19	LARIVIERE, JAKE	MMA	5.000
19	SINNARAJAH, THULASITHAN	LAURN	5.000
19	NANASI, JACOB	MMA	5.000
26	GOMES-RISSO, SEBASTIAN	JP1	4.000
26	HUDSON, EDGAR	WHS	4.000
26	ATKAS, ADAM	LBPHS	4.000
26	MOULAND, BENJAMIN	ROYAL	4.000
26	AYUB, HUZAIFA	LAURN	4.000
31	ALLMAN, EVAN	ROYAL	3.000
31	PERCOPO, RICARDO	JP1	3.000
31	POMPA, BAGIO	JP1	3.000
31	GIOBBI-MAIONE, MARIO	LOY	3.000
31	PAGE-SLOWIK, ALEXANDRE	LA	3.000

31	GOSSELIN, DANIEL	WIC	3.000
37	GOLD, LUCAS	LCC	2.000
37	DESMOND, MARCEL	WHS	2.000
37	COSTOPOULOS, NICO	LJHS	2.000
37	GRAZIANI, JUSTIN	BHS	2.000
37	LOH, PHILIP	PCHS	2.000
37	DENNISON, BRIAN	ROYAL	2.000
37	DIAS MAXWELL, TRENTON	WHS	2.000
44	KONG, NORMAN	ROYAL	1.000
44	GROPPINI, NICHOLAS	JP1	1.000
44	EISENBERG, MAX	WIC	1.000
44	SCIOTTO, JEREMY	KUPER	1.000
44	BARG, MATTHEW	LCC	1.000
44	ROYE, KYLE	RVALE	1.000
44	DAFNIOTIS, NIKOLAS	LAURN	1.000
51	GANESAN, ESHWAR	ROYAL	.333
51	CONTE, ALESSIO	JP1	.333

MALE INDIVIDUAL Age Group 14 - 15

1	MAKAROV, MAX	LCC	23.000
2	CAPRERA, TOMAS	LOY	20.000
3	KESBA, ANICE K	BA	19.000
4	BOYCE-DAVIS, TYLER	WHS	16.000
5	MANIATIS, NICHOLAS	LAURN	15.000
6	CHANG-TZE, CHRISTOPHER	ROYAL	14.000
6	FOLINO, GABRIEL	VMC	14.000
8	PALIOTTI, NICOLAS	JRHS	12.000
9	PYE, DANIEL	LOY	11.000
9	KIRCHNER, JACOB	STG	11.000
11	LEBEL, MICHAEL	LOY	10.000
11	BROWN, DAKOTA	JRHS	10.000
13	SALVO, DOMENIC	LOY	9.000
13	MAHROUSE, ZACHARY	WIC	9.000
15	MOULATSIOTIS, PETROS	LAURN	7.000
15	RATCLIFFE, CAELEAN	BHS	7.000
15	NAVARRA, JAKE	KUPER	7.000
15	KAY, RYAN	LOY	7.000
19	POLODORI, GABRIEL	STG	6.000
19	PAPAZOGLU, PANAGIOTIS	LAURN	6.000
21	POLINS-PEDRO, BRUNO	KUPER	5.000
21	VOUTSINAS, ANDREAS	LAURN	5.000
21	BRITTON, LOUIS	WWHS	5.000
21	SANON, DESMOND	WWHS	5.000
21	NOWAKOWSKI, ALEX	LOY	5.000
21	BEIROUTI, JEAN-PAUL	LOY	5.000
27	KFOURI, MATTHEW	STG	4.000
27	HINTERMUELLER, DANE	KUPER	4.000

27	ROSATO, ANGELO	LOY	4.000
27	SALZMAN, JOSEPH	BIAL	4.000
27	SANANES, JEREMY	WIC	4.000
32	MENSAH, MICHAEL	WHS	3.000
32	LAMANUZZI, SAM	SELW	3.000
32	KOCIU, DAVID	KUPER	3.000
32	LAMARGESE, MATTHEW	KUPER	3.000
32	DOTTIN, RASHEEM	RIVHS	3.000
32	NEUSMITH, GRAHAM	JRHS	3.000
32	HOUGHTON, JAMES	SELW	3.000
32	ESTEVEZ-PEREZ, NICOLAS	LAURN	3.000
40	VILLAROEL, TRISTAN	WWHS	2.000
40	DATKO, NICHOLASQ	PCHS	2.000
40	JACKSON, BRENDAN	BHS	2.000
40	CAUVY, ETHAN	MAI	2.000
40	QUINN, OLIVER	PCHS	2.000
45	VANDERWEE, JAAD	ROYAL	1.000
45	BEVACQUA, ALEX	KUPER	1.000
45	POTVIN, YANICK	WIC	1.000
45	TRAN, MICHAEL	BA	1.000
45	ADAMS, TAHJANTEY	WHS	1.000
45	WHITE, TASHI	PCHS	1.000
45	LEWANDOWSKI, BEN	CENT	1.000

MALE INDIVIDUAL Age Group 16 - 18

1	JOSEPH, DUSTIE	WIC	21.000
1	LIPARI, GIUSEPPE	LCC	21.000
3	MCGHIE, KADEEM	PCHS	17.000
3	KNOPP, ANDREW	WIC	17.000
5	CANNELL, BROOKS	SELW	15.000
6	PATEL, MUHAN	LAURN	14.000
6	WOOD, DANIEL	WIC	14.000
8	FILENKOV, VLAD	WIC	12.000
9	LERGIA, ROKO	LLHS	11.000
9	AZIZ, TAOFIQ	LAURN	11.000
11	FILGIANO, MATTHEW	LCC	9.000
11	SANDY, KASHANTI	WHS	9.000
13	SORGER, ALEX	LLHS	8.000
13	BLOUIN, MATHIEU	PCHS	8.000
13	JOSEPH, JAVON	MMA	8.000
16	DIMOPOLOUS, CHRISTOPHER	WIC	7.000
16	DIAMOND, JONATHAN	WIC	7.000
16	DAGENAIS, ERIC	WIC	7.000
16	DIABO, TROY	KSS	7.000
20	SUYAT, ELIJAH	LLHS	6.000
20	VATNE, JESSE	WWHS	6.000
20	YARDLEY-JONES, AIDAN	PCHS	6.000

20	MANGET, MARK	BA	6.000
20	GROVER, AKSHAY	PCHS	6.000
25	MITCHELL, BRANDON	PCHS	5.000
25	SINGLETON, ALAN	PCHS	5.000
27	SPINA, CARMINE	VMC	4.000
27	DIABO, TARYN	KSS	4.000
27	BIASI-GELB, BEN	KUPER	4.000
30	AMAR, AARON	MAI	3.000
30	NIKAS, MICHAEL	LLHS	3.000
30	WYNTER, CHEA	RVALE	3.000
30	FIRONI, BRAD	KUPER	3.000
30	MANGET, MATTHEW	BA	3.000
30	GOULD, ETHAN	STT	3.000
36	KANTEL, PETER	JRHS	2.000
36	CHHINA, SHIUJIT	PCHS	2.000
36	FOMBUENA, BRANDON	VMC	2.000
36	BLOUIN, MARC-ANDRE	PCHS	2.000
40	LEE, JASON	BA	1.000
40	VIOLOACHI, JOSHUA	PCHS	1.000
40	HERSCOVITCH, DAVID	BIAL	1.000
40	LUTHE, CONDRADE	WWHS	1.000
40	BLIDJIOS, COSTA	LLHS	1.000
40	LEE-MARCHARD, NICHOLAS	STT	1.000

2014 GMAA Track & Field Boys Championship Meet

Thursday, May 22nd, 2014

Saint Laurent

05/22/2014 - 05/22/2014

Meet Scores

MALE TEAM Age Group 11 - 13			
1	LCC	LCC	64.000
2	JP1	JP1	36.333
3	ROYAL	ROY	31.333
4	LA	LA	21.000
5	WWHS	WWHS	19.000
6	WHS	WHS	18.000
7	WIC	WIC	17.000
8	JFKHS	JFK	15.333
9	LOY	LOY	15.000
10	LJHS	LJHS	14.000
11	LBPHS	LBP	11.000
11	STG	STG	11.000
13	LAURN	LAUR	10.000
13	MMA	MMA	10.000
15	PCHS	PCHS	9.000
16	KUPER	KUP	8.000
17	STT	STT	7.000
18	CENT	CENT	5.000
18	VMC	VMC	5.000
20	BHS	BHS	2.000
21	RVALE	RVAL	1.000
MALE TEAM Age Group 14 - 15			
1	LOY	LOY	78.000
2	LAURN	LAUR	42.000
3	JRHS	JRHS	30.000
3	STG	STG	30.000
5	WHS	WHS	29.000
6	KUPER	KUP	23.000
6	LCC	LCC	23.000
8	BA	BA	20.000
9	WIC	WIC	16.000
10	ROYAL	ROY	15.000
11	VMC	VMC	14.000
12	WWHS	WWHS	13.000
13	PCHS	PCHS	10.000

14	BHS	BHS	9.000
15	SELW	SELW	6.000
16	BIAL	BIAL	4.000
17	RIVHS	RIV	3.000
18	MAI	MAI	2.000
19	CENT	CENT	1.000

MALE TEAM Age Group 16 - 18

1	WIC	WIC	94.000
2	PCHS	PCHS	64.000
3	LLHS	LLHS	33.000
4	LCC	LCC	30.000
5	LAURN	LAUR	29.000
6	BA	BA	18.000
7	SELW	SELW	15.000
8	KSS	KSS	11.000
9	WWHS	WWHS	10.000
10	WHS	WHS	9.000
11	MMA	MMA	8.000
12	KUPER	KUP	7.000
13	VMC	VMC	6.000
14	STT	STT	4.000
15	MAI	MAI	3.000
15	RVALE	RVAL	3.000
17	JRHS	JRHS	2.000
18	BIAL	BIAL	1.000

FLAG FOOTBALL PLAYOFFS 2014

30/05/2014 13:25

Juvenile Girls - Division 1

Semi	Final	Champions
------	-------	-----------

****LCC cannot play on Monday, May 26th**

LCC - 1st place (home) - 14	<p>P14 - Thursday, May 29th, 2014 - 4:30pm at Lower Canada College</p>	<p>Queen of Angels Academy Game MVP:</p>
<p>P8 - Tuesday, May 27th, 2014 - 4:15pm at Lower Canada College</p>		
QAA - 4th place - 19		
QAA - 18		
KUPER - 2nd place (home) - 13	<p>P14 - Thursday, May 29th, 2014 - 4:30pm at Lower Canada College</p>	<p>Queen of Angels Academy Game MVP:</p>
<p>P7 - Monday, May 26th, 2014 - 4:15pm at Smiley Field</p>		
VILLA - 3rd place - 20		
VILLA (home team) - 12		

Juvenile Girls - Division 3

Final	Champions
-------	-----------

****ESD cannot play on May 28**

ESD - 1st place (home)	<p>P11 - Tuesday, June 3rd - 4:00pm at Ecole Secondaire Dorval</p>
<p>P11 - Tuesday, June 3rd - 4:00pm at Ecole Secondaire Dorval</p>	
CDL - 2nd place	

Midget Girls - Division 1

Semis	Final	Champions
-------	-------	-----------

WWHS - 1st place (home) - 25	<p>P13 - Thursday, May 29th, 2014 - 3:15pm at Lower Canada College</p>	<p>Westwood High School Game MVP:</p>
<p>P5 - Tuesday, May 27th, 2014 - 3:45pm at WWHS JR Campus</p>		
SHSM - 4th place - 0		
WWHS - 14		
RIVHS - 2nd place (home) - 6	<p>P13 - Thursday, May 29th, 2014 - 3:15pm at Lower Canada College</p>	<p>Westwood High School Game MVP:</p>
<p>P6 - Monday, May 26th, 2014 - 4:15pm at Riverdale HS</p>		
VILLA - 3rd place - 31		
VILLA - 0		

Bantam Girls - Division 1

Quarter Finals	Semis	Final	Champions
----------------	-------	-------	-----------

****KUPER is not available Thursday, May 22nd**

****VILLA is not available Friday, May 23rd**

****If WIC plays on Tuesday, May 27 game will be at 3:30pm**

WIC - 1A (home) - 28	<p>P3 - Monday, May 26th, 2014 - 4:00pm</p>
WIC (home) - 19	

at DDO
BIAL - 4B - 0

LCC. - 2B (home) - 25

P2 - Friday, May 23rd, 2014 - 4:00pm
at Lower Canada College
BHS - 3A - 6

KUPER - 2A (home) - 24

P4 - Friday, May 23rd, 2014 - 4:15pm
at Smiley Field
LAURN - 3B - 0

VILLA - 1B (home) - 24

P1 - Thursday, May 22nd, 2014 - 4:15pm
at Villa Maria HS
MACD - 4A - 7

P10 - Tuesday, May 27th, 2014 - 3:30pm
at DDO
LCC. - 15

KUPER - 12

P9 - Tuesday, May 27th, 2014 - 4:15pm
at Villa Maria HS
VILLA (home) - 7

WIC - 0

P12 - Thursday, May 29th, 2014 - 2:00pm
at Lower Canada College
KUPER - 39

Kuper Academy
Game MVP: Kendall Horn

G.M.A.A. Girls Flag Football Final Standings 2014

	School	Games	Win	Loss	Tie	Points
Juvenile Girls "1A"						
6	Lower Canada College - LCC.	6	6	0	0	12
	Kuper Academy - KUPER	6	4	2	0	8
	Villa Maria High School - VILLA	6	4	2	0	8
	Queen of Angels Academy - QAA	6	3	3	0	6
	Lindsay Place High School - LPHS	6	2	4	0	4
	Sacred Heart School - SHSM	6	2	4	0	4
	Westwood High School - WWHS	6	0	6	0	0
Juvenile Girls "3A"						
6	Ecole Secondaire Dorval - ESD	6	5	1	0	10
	Ecole Sec. Cavelier-De LaSalle - CDL	6	5	1	0	10
	Lakeside Academy - LA.	6	2	4	0	4
	West Island College - WIC	6	0	6	0	0
Midget Girls "1A"						
6	Westwood High School - WWHS	6	6	0	0	12
	Riverdale High School - RIVHS	6	5	1	0	10
	Villa Maria High School - VILLA	6	4	2	0	8
	Sacred Heart School - SHSM	6	3	3	0	6
	Kuper Academy - KUPER	6	2	4	0	4
	Ecole Sec. Cavelier-De LaSalle - CDL	6	1	5	0	2
	Lower Canada College - LCC.	6	0	6	0	0
Bantam Girls "1A"						
6	West Island College - WIC	6	5	1	0	10
	Kuper Academy - KUPER	6	5	1	0	10
	Beaconsfield High School - BHS	6	4	2	0	8
	MacDonald HS - MACD	6	4	2	0	8
	Westwood High School - WWHS	6	2	4	0	4
	Queen of Angels Academy - QAA	5	0	5	0	0
	Ecole Secondaire Dorval - ESD	5	0	5	0	0
Bantam Girls "1B"						
5	Villa Maria High School - VILLA	5	5	0	0	10
	Lower Canada College - LCC.	5	4	1	0	8
	LaurenHill Academy - LAURN	5	3	2	0	6
	Bialik High School - BIAL	5	2	3	0	4
	Sacred Heart School - SHSM	5	1	4	0	2
	Trafalgar School - TRAF	5	0	5	0	0

GMAA Rugby 7's Girls Tournament

Friday, April 25th, 2014 at Concordia University (Sherbrooke St. west)

Results

TIME	#	FIELD "1"	Away	Score	Home	Score
8:00 AM	1	Juv A	BA	22	WHS	0
8:20 AM	2	Juv A	LCCHS	5	MSGR	12
8:40 AM	3	Juv B	HSBHS	27	JRHS	0
9:20 AM	5	Mid	BA	0	ECS	55
9:40 AM	6	Juv A	CVR	29	WHS	0
10:00 AM	7	Juv B	WWHS	13	JRHS	10
10:30 AM	8	Mid	WWHS	31	CVR	0
10:50 AM	9	Juv A	BA	25	LCCHS	0
11:10 AM	10	Juv A	CVR	36	MSGR	0
11:50 AM	12	Juv B	WWHS	0	STAG	20
12:10 PM	13	Mid	BA	0	CVR	20
12:30 PM	14	Juv A	WHS	12	LCCHS	10
1:20 PM	16	Mid	ECS	5	WWHS	20
1:40 PM	17	Juv A	MSGR	5	BA	8
2:00 PM	18	Juv A	CVR	32	LCCHS	0
2:20 PM	19	Juv B	STAG	5	HSBHS	20
3:00 PM	21	Mid	CVR	14	ECS	17
3:20 PM	22	Juv A	CVR	20	BA	0
3:40 PM	23	Juv B	STAG	10	JRHS	20
4:00 PM	24	Mid	BA	0	WWHS	20
4:20 PM	25	Juv A	MSGR	20	WHS	0
4:40 PM	26	Juv B	WWHS	0	HSBHS	37
5:00 PM	27	Mid F	1st - WWHS	31	2nd - ECS	0
5:30 PM	28	Juv F	1A - CVR	17	1B - HSBHS	7

2014 GMAA Track & Field Girls Championship Meet

Wednesday, May 21st, 2014

Saint Laurent

05/21/2014 - 05/21/2014

Meet Results

Ev# 1 GIRLS 11-13 Bantam 100m D	Ev# 2 GIRLS 11-13 Bantam 200m R	Ev# 3 GIRLS 11-13 Bantam 400m R	Ev# 4 GIRLS 11-13 Bantam 800m R
Ev# 5 GIRLS 11-13 Bantam 1500m	Ev# 6 GIRLS 11-13 Bantam 3000m	Ev# 7 GIRLS 11-13 Bantam 80m Hu	Ev# 8 GIRLS 11-13 Bantam 4x100m
Ev# 9 GIRLS 11-13 Bantam 4x400m	Ev# 10 GIRLS 11-13 Bantam High J	Ev# 11 GIRLS 11-13 Bantam Pole V	Ev# 12 GIRLS 11-13 Bantam Long J
Ev# 13 GIRLS 11-13 Bantam Triple	Ev# 14 GIRLS 11-13 Bantam Shot P	Ev# 15 GIRLS 11-13 Bantam Discus	Ev# 16 GIRLS 11-13 Bantam Javeli
Ev# 17 GIRLS 14-15 Midget 100m D	Ev# 18 GIRLS 14-15 Midget 200m R	Ev# 19 GIRLS 14-15 Midget 400m R	Ev# 20 GIRLS 14-15 Midget 800m R
Ev# 21 GIRLS 14-15 Midget 1500m	Ev# 22 GIRLS 14-15 Midget 3000m	Ev# 23 GIRLS 14-15 Midget 80m Hu	Ev# 24 GIRLS 14-15 Midget 400m H
Ev# 25 GIRLS 14-15 Midget 4x100m	Ev# 26 GIRLS 14-15 Midget 4x400m	Ev# 27 GIRLS 14-15 Midget High J	Ev# 28 GIRLS 14-15 Midget Pole V
Ev# 29 GIRLS 14-15 Midget Long J	Ev# 30 GIRLS 14-15 Midget Triple	Ev# 31 GIRLS 14-15 Midget Shot P	Ev# 32 GIRLS 14-15 Midget Discus
Ev# 33 GIRLS 14-15 Midget Javeli	Ev# 34 GIRLS 16-18 Juvenile 100m	Ev# 35 GIRLS 16-18 Juvenile 200m	Ev# 36 GIRLS 16-18 Juvenile 400m
Ev# 37 GIRLS 16-18 Juvenile 800m	Ev# 38 GIRLS 16-18 Juvenile 1500	Ev# 39 GIRLS 16-18 Juvenile 3000	Ev# 40 GIRLS 16-18 Juvenile 100m
Ev# 41 GIRLS 16-18 Juvenile 400m	Ev# 42 GIRLS 16-18 Juvenile 4x10	Ev# 43 GIRLS 16-18 Juvenile 4x40	Ev# 44 GIRLS 16-18 Juvenile High
Ev# 45 GIRLS 16-18 Juvenile Pole	Ev# 46 GIRLS 16-18 Juvenile Long	Ev# 47 GIRLS 16-18 Juvenile Trip	Ev# 48 GIRLS 16-18 Juvenile Shot
Ev# 49 GIRLS 16-18 Juvenile Disc	Ev# 50 GIRLS 16-18 Juvenile Jave		

[\[Top of Page\]](#) [\[Event List\]](#)

Event 1 GIRLS 11-13 Bantam 100m Dash

FINALS

MARK	NAME		TEAM
12.76	1 Deondra Green	13	RIV
13.14	2 Laurence Troquet	13	LCC
13.49	3 Shilloh Brathwaite	13	STDY
13.90	4 Stefanie Kouzas	13	VMC
13.92	5 Lauryn Oberman	13	LCC
14.02	6 Sakshi Dev	13	PCHS
14.15	7 Kiana Reid	13	PCHS
14.46	8 Mouassene Elo-Ossebi	13	HSB

PRELIMS

12.94	1	Deondra Green	13	RIV
13.14	2	Laurence Troquet	13	LCC
13.24	3	Shilloh Brathwaite	13	STDY
14.00	4	Lauryn Oberman	13	LCC
14.05	5	Kiana Reid	13	PCHS
14.23	6	Sakshi Dev	13	PCHS
14.29	7	Stefanie Kouzas	13	VMC
14.33	8	Mouassene Elo-Ossebi	13	HSB
14.39	9	Annie-Pier Leroux	13	WWHS
14.79	10	Sophia Montagano	13	KUP
14.81	11	Earlena Pompey-Parks	13	LCHS
14.83	12	Veronica Iammatteo	13	VMC
15.20	13	Kelsey Beauchamp	13	PCHS

[\[Top of Page\]](#) [\[Event List\]](#)

Event 2 GIRLS 11-13 Bantam 200m Run

FINALS

MARK		NAME		TEAM
27.32	1	Deondra Green	13	RIV
27.54	2	Laurence Troquet	13	LCC
28.58	3	Shilloh Brathwaite	13	STDY
28.62	4	Kiana Reid	13	PCHS
29.92	5	Charlotte Dunsmore	13	HSB

PRELIMS

26.74	1	Deondra Green	13	RIV
27.45	2	Shilloh Brathwaite	13	STDY
27.65	3	Laurence Troquet	13	LCC
28.95	4	Kiana Reid	13	PCHS

5	Emma Levy	13	LCC
29.77 q			
6	Charlotte Dunsmore	13	HSB
30.00 q			
7	Mouassene Elo-Ossebi	13	HSB
30.07			
8	Erin McCormick	13	WWHS
30.49			
9	Kathryn Filiatrault	13	PCHS
30.89			
10	Sophia Montagano	13	KUP
31.28			
11	Robyn O'Connor	13	WWHS
31.36			
12	Viviane Tellier	13	LCC
31.55			
13	Jade Ranz-Montgrain	13	WWHS
31.84			
14	Aspasia Roumeliotis	13	LJHS
33.25			

[\[Top of Page\]](#) [\[Event List\]](#)

Event 3 GIRLS 11-13 Bantam 400m Run

MARK	NAME		TEAM
	1 Kendall Horn	13	KUP
1:05.33			
	2 Kiana Reid	13	PCHS
1:07.89			
	3 Emma Starr	13	STT
1:09.67			
	4 Ashley Greenough	13	WWHS
1:09.75			
	5 Myiah Catwell	13	RVAL
1:09.76			
	6 Alison Looper	13	ROY
1:11.33			
	7 Erin McCormick	13	WWHS
1:13.01			
	8 Samantha Rettino	13	PCHS
1:13.78			
	9 Robyn O'Connor	13	WWHS
1:14.68			
	10 Ella Tetrault	13	ECS
1:16.22			
	11 Charlotte Dunsmore	13	HSB
1:16.43			
	12 Victoria King	13	HSB
1:17.00			
	13 Anna Zachary	13	KUP
1:29.99			

[\[Top of Page\]](#) [\[Event List\]](#)

Event 4 GIRLS 11-13 Bantam 800m Run

MARK	NAME		TEAM	
1	Alison Looper	13	ROY	
2:41.82	2	Jesse Rae	13	STT
2:42.22	3	Briana Tasilie	13	JP1
2:42.80	4	Lilah Caprera	13	SHSM
2:46.24	5	Audrey Baillarge	13	ROY
2:46.71	6	Abygael Lustiq	13	STDY
2:55.51	7	Erica Alves	13	LJHS
2:56.66	8	Ella Tetrault	13	ECS
3:02.16	9	Serena Palcaro	13	PCHS
3:03.26	10	Lily MacDonald	13	STG
3:10.59	11	Aracely Lopez	13	JFK
3:13.02	12	Victoria King	13	HSB
3:17.00		Erika Lee	13	HSB
DNF				

[\[Top of Page\]](#) [\[Event List\]](#)

Event 5 GIRLS 11-13 Bantam 1500m Run

MARK	NAME		TEAM	
1	Kendall Horn	13	KUP	
5:26.21	2	Jesse Rae	13	STT
5:32.78	3	Alison Looper	13	ROY
5:38.12	4	Grace Manning	13	STDY
5:43.48	5	Briana Tasilie	13	JP1
5:51.19	6	Ashley Donovan	13	LBP
5:54.01	7	Chloe Malikotsis	13	STDY
6:03.29	8	Brianna MacNeil	13	PCHS
6:27.32	9	Kristen Quigley	13	WIC
7:06.55	10	Anna Zachary	13	KUP
7:42.43				

Event 6 GIRLS 11-13 Bantam 3000m Run

MARK	NAME		TEAM
1	Alissa Vaccaro	13	JP1
12:27.41			
2	Grace Manning	13	STDY
12:36.72			
3	Katerina Caroyannis	13	LCC
12:43.21			
4	Sophie Rivest	13	LCC
12:43.84			
5	Kristen Quigley	13	WIC
12:43.99			
6	Victoria Hough	13	VILA
12:48.19			
7	Ashley Donovan	13	LBP
12:53.64			
8	Sophia Michakis	13	SHSM
13:04.07			
9	Celeste Groux	13	HSB
14:21.77			
10	Lily MacDonald	13	STG
14:26.71			
11	Lauren Dobie	13	STT
14:27.51			
12	Fayth Kreisman	13	STG
16:19.33			
13	Alexa Neil	13	HSB
17:37.58			

Event 7 GIRLS 11-13 Bantam 80m Hurdles

FINALS

MARK	NAME		TEAM
1	Shilloh Brathwaite	13	STDY
13.77			
2	Kendall Horn	13	KUP
13.87			
3	Annie-Pier Leroux	13	WWHS
13.90			
4	Emma Starr	13	STT
14.10			
5	Viviane Tellier	13	LCC
14.48			
6	Emma Levy	13	LCC

14.49

PRELIMS

14.33	Q	1	Emma Starr	13	STT
14.38	Q	2	Kendall Horn	13	KUP
14.43	Q	3	Shilloh Brathwaite	13	STDY
14.46	q	4	Annie-Pier Leroux	13	WWHS
14.92	q	5	Emma Levy	13	LCC
15.38	q	6	Viviane Tellier	13	LCC
16.31		7	Alexnadra Kouri	13	STDY
16.44		8	Kelsey Beauchamp	13	PCHS
16.95		9	Maira Malhi	13	PCHS
17.03		10	Jaylin Rice-Douglass	13	TRAF
17.35		11	Melika White	13	RVAL
17.41		12	Sophia Montagano	13	KUP
17.41		12	Kristen Harris	13	SHSM
17.56		14	Emily Galiaski	13	PCHS
18.59		15	Mara De Carolis	13	ECS

[\[Top of Page\]](#) [\[Event List\]](#)

Event 8 GIRLS 11-13 Bantam 4x100m Relay

MARK		NAME	TEAM
54.57	1	LCC. A	LCC
56.83	2	PCHS A	PCHS
57.54	3	VMC A	VMC
57.69	4	WWHS A	WWHS
58.94	5	RIVHS A	RIV
59.06	6	STUDY A	STDY
1:00.70	7	LJHS A	LJHS
1:00.90	8	HSBHS A	HSB
	9	ROYAL A	ROY

1:00.94		
10	SHSM B	SHSM
1:02.67		
11	ECS A	ECS
1:03.45		
12	TRAF A	TRAF
1:03.84		
13	JP1 A	JP1
1:03.88		

[\[Top of Page\]](#) [\[Event List\]](#)

Event 9 GIRLS 11-13 Bantam 4x400m Relay

MARK	NAME	TEAM
1	LCC. A	LCC
4:49.93		
2	PCHS A	PCHS
5:05.38		
3	HSBHS A	HSB
5:13.45		
4	LJHS A	LJHS
5:18.90		
5	SHSM A	SHSM
5:25.28		
6	JP1 A	JP1
5:36.49		
7	ECS A	ECS
5:52.38		

[\[Top of Page\]](#) [\[Event List\]](#)

Event 10 GIRLS 11-13 Bantam High Jump

MARK	NAME		TEAM
1	Stefanie Kouzas	13	VMC
1.45m			
2	Emma Starr	13	STT
1.40m			
3	Shilloh Brathwaite	13	STDY
1.40m			
4	Charlotte Dunsmore	13	HSB
1.40m			
5	Mouassene Elo-Ossebi	13	HSB
1.35m			
5	Cassandra Della Rocca	13	ROY
1.35m			
7	Michaela Simon-Novy	13	STDY
1.30m			
7	Jaylin Rice-Douglass	13	TRAF
1.30m			

1.20m	9	Kiara Guidote	13	SHSM
1.20m	9	Earlena Pompey-Parks	13	LCHS
1.20m	9	Halle Kott	13	ECS
1.20m	12	Leila Gosselin	13	JP1
1.20m	13	Veronica Iammatteo	13	VMC
1.10m	14	Isabella Ricci	13	JP1

[\[Top of Page\]](#) [\[Event List\]](#)

Event 12 GIRLS 11-13 Bantam Long Jump

MARK		NAME		TEAM
4.59m	1	Laurence Troquet	13	LCC
4.43m	2	Shilloh Brathwaite	13	STDY
4.37m	3	Viviane Tellier	13	LCC
4.29m	4	Stefanie Kouzas	13	VMC
4.23m	5	Charlotte Dunsmore	13	HSB
4.16m	6	Kendall Horn	13	KUP
4.00m	7	Mouassene Elo-Ossebi	13	HSB
3.96m	8	Jaylin Rice-Douglass	13	TRAF
3.91m	9	Victoria Gregoire	13	WWHS
3.88m	10	Mia Gatti	13	MMA
3.79m	11	Gabriela Carrara	13	STDY
3.75m	12	Sheridan Desabrais	13	HSB
3.53m	13	Alycia Ditorio-Decker	13	LA
3.47m	14	Cassandra Della Rocca	13	ROY
3.35m	15	Abigail Delaney	13	SHSM
3.28m	16	Maira Malhi	13	PCHS

[\[Top of Page\]](#) [\[Event List\]](#)

Event 13 GIRLS 11-13 Bantam Triple Jump

MARK	NAME		TEAM
8.86m	1 Charlotte Dunsmore	13	HSB
8.73m	2 Kendall Horn	13	KUP
8.62m	3 Maria Markarov	13	LCC
8.50m	4 Annie Wiseman	13	LCC
8.14m	5 Kiana Reid	13	PCHS
7.96m	6 Cassandra Della Rocca	13	ROY
7.82m	7 Sheridan Desabrais	13	HSB
7.76m	8 Kierra Chranowsky	13	JP1
7.66m	9 Halle Kott	13	ECS
7.55m	10 Jadyne Lemieux	13	HSB
7.52m	11 Catherine Raubally	13	LCC
7.50m	12 Anna Jones	13	STDY
7.12m	13 Emily Galiaski	13	PCHS
6.97m	14 Cassandra Forzani	13	SHSM
6.87m	15 Aracely Lopez	13	JFK
6.73m	16 Alexandra Hills	13	SHSM

[\[Top of Page\]](#) [\[Event List\]](#)

Event 14 GIRLS 11-13 Bantam Shot Put

MARK	NAME		TEAM
9.01m	1 Zakiya Horsford	13	BA
8.47m	2 Tanaya Smith	13	PCHS
7.96m	3 Myriam Havel	13	BHS
7.90m	4 Sabrina Bedard-Therriault	13	STT
7.72m	5 Jaylin Rice-Douglass	13	TRAF
7.49m	6 Sarah Kouki	13	VILA
6.97m	7 Andria Barone	13	LJHS
6.96m	8 Alissa Vaccaro	13	JP1

6.76m	9	Wenhneriosth Goodleaf	13	KSS
6.72m	10	Isabella Ricci	13	JP1
6.62m	11	Ken'Nikahontesh Montour	13	KSS
6.60m	12	Sabrina Diabo	13	TRAF
6.51m	13	Sheridan Desabrais	13	HSB
6.06m	14	Aaliyah Dawes-Wilson	13	LA
6.03m	15	Savina Cammalleri	13	LCC

[\[Top of Page\]](#) [\[Event List\]](#)

Event 15 GIRLS 11-13 Bantam Discus Throw

MARK		NAME		TEAM
19.22m	1	Sarah Kouki	13	VILA
18.23m	2	Aaliyah Dawes-Wilson	13	LA
18.15m	3	Sophia Montagano	13	KUP
18.11m	4	Victoria Gregoire	13	WVHS
17.39m	5	Alycia Ditorio-Decker	13	LA
16.98m	6	Tanaya Smith	13	PCHS
15.86m	7	India Upshaw-Ruffner	13	HSB
15.69m	8	Allyson Rohlicek	13	ECS
14.44m	9	Sarah Frances	13	SHSM
13.96m	10	Zakiya Horsford	13	BA
13.80m	11	Myriam Havel	13	BHS
13.27m	12	Laurel Xiang	13	ECS
12.02m	13	Marie Vecchinrelli	13	VILA
11.45m	14	Serena McMahon	13	SHSM

[\[Top of Page\]](#) [\[Event List\]](#)

Event 16 GIRLS 11-13 Bantam Javelin Throw

MARK	NAME		TEAM
1	Kelsey Beauchamp	13	PCHS
21.11m			
2	Stefanie Kouzas	13	VMC
18.95m			
3	Sakshi Dev	13	PCHS
18.00m			
4	Sarah Kouki	13	VILA
15.82m			
5	Myriam Havel	13	BHS
15.81m			
6	Samantha Handal	13	ECS
14.94m			
7	Alissa Vaccaro	13	JP1
13.80m			
8	Wenhneriosth Goodleaf	13	KSS
13.77m			
9	Lucia Huang	13	LCC
12.87m			
10	Erin McCormick	13	WWHS
12.34m			
11	Allyson Rohlicek	13	ECS
11.64m			
12	Marie Vecchinrelli	13	VILA
11.02m			
13	Jadyn Lemieux	13	HSB
8.35m			
	Victoria Gregoire	13	WWHS
NM			

[\[Top of Page\]](#) [\[Event List\]](#)

Event 17 GIRLS 14-15 Midget 100m Dash

FINALS

MARK	NAME		TEAM
1	Jorden Savoury	15	LCHS
13.00			
2	Kaitlin Angell	15	WWHS
13.31			
3	Zaria Senior	15	JRHS
13.61			
4	Kelya Allen-Beckles	15	LCHS
14.00			
5	Christina Bokos	15	STT
14.07			
6	Isabella Rado-Rinaldo	15	LLHS
14.29			
7	Larah Hyppolite	15	VILA
14.38			
8	Shailah Morris	15	VILA
14.75			

PRELIMS

13.32 Q	1	Kaitlin Angell	15	WWHS
13.36 Q	2	Jorden Savoury	15	LCHS
13.77 Q	3	Zaria Senior	15	JRHS
13.81 Q	4	Christina Bokos	15	STT
13.81 Q	5	Shailah Morris	15	VILA
13.94 q	6	Larah Hyppolite	15	VILA
13.98 Q	7	Isabella Rado-Rinaldo	15	LLHS
14.29 q	8	Kelya Allen-Beckles	15	LCHS
14.61	9	Vanessa Berry	15	STT
14.70	10	Tatiann Tuccurandi	15	QAA
14.72	11	Madison Bellas	15	QAA
14.87	12	Alicia Preddie	15	LCHS
15.64	13	Jordana Khudaverdian	15	WIC

[\[Top of Page\]](#) [\[Event List\]](#)

Event 18 GIRLS 14-15 Midget 200m Run

FINALS

MARK		NAME		TEAM
26.44	1	Jorden Savoury	15	LCHS
27.26	2	Kaitlin Angell	15	WWHS
28.42	3	Victoria Berube	15	WWHS
29.24	4	Kelya Allen-Beckles	15	LCHS
29.74	5	Shailah Morris	15	VILA
29.88	6	Larah Hyppolite	15	VILA

PRELIMS

26.20 Q	1	Jorden Savoury	15	LCHS
28.10 Q	2	Kaitlin Angell	15	WWHS
28.44 Q	3	Victoria Berube	15	WWHS

28.85	q	4	Shailah Morris	15	VILA
29.11	q	5	Kelya Allen-Beckles	15	LCHS
29.15	q	6	Larah Hyppolite	15	VILA
29.56		7	Isabella Rado-Rinaldo	15	LLHS
29.76		8	Kayla Kyle	15	WWHS
29.89		9	Emma Smith	15	STT
30.40		10	Grace Cannell	15	LCC
30.51		11	Madison Bellas	15	QAA
30.82		12	Kayla Johnson	15	LCHS
31.37		13	Veronica Hill-Cobb	15	JRHS
33.16		14	Nicole Tsoklis	15	LLHS
34.75		15	Jordana Khudaverdian	15	WIC

[\[Top of Page\]](#) [\[Event List\]](#)

Event 19 GIRLS 14-15 Midget 400m Run

MARK		NAME		TEAM
59.18	1	Jorden Savoury	15	LCHS
1:05.06	2	Emma Rispler	15	QAA
1:06.60	3	Jackie Kludge	15	WWHS
1:06.87	4	Kayla Kyle	15	WWHS
1:07.86	5	Emily Morelli	15	QAA
1:08.84	6	Lauren Pugsley	15	QAA
1:09.02	7	Christina Bokos	15	STT
1:13.27	8	Sofia Bellemare	15	VILA
1:17.33	9	Meghan Kelly	15	VILA
1:18.98	10	Morgan Nellis	15	ECS

[\[Top of Page\]](#) [\[Event List\]](#)

Event 20 GIRLS 14-15 Midget 800m Run

MARK	NAME		TEAM
1	Emma Rispler	15	QAA
2:37.56	2 Lauren Pugsley	15	QAA
2:39.66	3 Kirsten Frantz	15	ROY
2:46.68	4 Emma Douglas	15	QAA
2:47.86	5 Jackie Kludge	15	WWHS
2:49.78	6 Jingya Liu	15	BA
2:52.19	7 Zoe Arvanitis	15	STT
2:53.89	8 Morgan Nellis	15	ECS
2:56.25	9 Katerina Weberbauer	15	VILA
2:57.48	10 Marina Vilanova	15	STG
3:07.37	11 Ana Silva	15	WHS
3:09.69	Kayla Kyle	15	WWHS
DNF			

[\[Top of Page\]](#) [\[Event List\]](#)

Event 21 GIRLS 14-15 Midget 1500m Run

MARK	NAME		TEAM
1	Zoe Arvanitis	15	STT
5:39.64	2 Emma Douglas	15	QAA
5:42.88	3 Emma Dubroca	15	STDY
5:55.21	4 Morgan Nellis	15	ECS
6:02.29	5 Julianna Trumpler	15	WWHS
6:03.04	6 Jingya Liu	15	BA
6:05.03	7 Sarah Li	15	WIC
6:26.40	8 Emma Mercier	15	TRAF
6:33.30	9 Lily Stickland	15	VILA
6:38.79	10 Sian Desparois	15	QAA
6:39.02			

[\[Top of Page\]](#) [\[Event List\]](#)

Event 22 GIRLS 14-15 Midget 3000m Run

MARK	NAME		TEAM
13:01.91	1 Robin Tory	15	LCC
13:04.81	2 Marina Vilanova	15	STG
13:14.79	3 Julianna Trumpler	15	WWHS
13:28.09	4 Martina Erdstein	15	ECS
13:33.16	5 Lily Stickland	15	VILA
13:35.91	6 Camille Pigeon	15	STT
13:39.20	7 Romane Loranger	15	ECS
13:49.23	8 Ericka McKinnis	15	WWHS
14:04.32	9 Kaylen Boudreau	15	MACD
14:21.42	10 Madeleine Jang	15	ROY
DNF	Sarah Houle	15	WWHS

[\[Top of Page\]](#) [\[Event List\]](#)

Event 23 GIRLS 14-15 Midget 80m Hurdles**FINALS**

MARK	NAME		TEAM
13.22	1 Victoria Berube	15	WWHS
14.26	2 Mary Jane Guillaume	15	LMAC
15.66	3 Alexa Greeley	15	LCC
15.71	4 Madeleine Lawler	15	ROY
16.01	5 Melissa Johansson	15	JRHS
16.23	6 Alexandra Bond	15	ECS

PRELIMS

13.56 Q	1 Victoria Berube	15	WWHS
	2 Mary Jane Guillaume	15	LMAC

15.13	Q			
3		Melissa Johansson	15	JRHS
15.62	q			
4		Alexa Greeley	15	LCC
15.69	Q			
5		Madeleine Lawler	15	ROY
15.93	q			
6		Alexandra Bond	15	ECS
16.07	q			
7		Evdoxia Dassios	15	VILA
16.44				
8		Kelya Allen-Beckles	15	LCHS
16.50				
9		Jaylin Paris	15	WHS
16.68				
10		Laura Tinmouth	15	QAA
17.34				
11		Lucille Xiang	15	ECS
17.44				
12		Ariel Rosen	15	ECS
17.52				

[\[Top of Page\]](#) [\[Event List\]](#)

Event 24 GIRLS 14-15 Midget 400m Hurdles

MARK		NAME		TEAM
	1	Kirsten Frantz	15	ROY
1:18.54				
	2	Madeleine Lawler	15	ROY
1:20.43				
	3	Alexa Greeley	15	LCC
1:20.69				
	4	Laurie Lavoie	15	WWHS
1:21.72				
	5	Morgan Nellis	15	ECS
1:24.23				
	6	Ariel Rosen	15	ECS
1:25.01				
	7	Zoe Siebers	15	WHS
1:31.19				
	8	Shaeleigh Spracklin	15	WWHS
1:33.04				
	9	Dalia Vavaro	15	SHSM
1:33.37				
	10	Audrey De Sousa	15	STT
1:36.73				
	11	Chiara Everett	15	WHS
1:57.30				

[\[Top of Page\]](#) [\[Event List\]](#)

Event 25 GIRLS 14-15 Midget 4x100m Relay

MARK	NAME	TEAM
1	WWHS A	WWHS
54.16		
2	LCCHS A	LCHS
55.86		
3	JRHS A	JRHS
57.42		
4	VILLA A	VILA
57.77		
5	QAA A	QAA
59.59		
6	ROYAL A	ROY
59.90		
7	STT A	STT
59.96		
8	LLHS A	LLHS
1:00.79		
9	ECS A	ECS
1:01.19		
10	WHS A	WHS
1:03.01		
11	STUDY A	STDY
1:05.06		
12	TRAF A	TRAF
1:08.85		

[\[Top of Page\]](#) [\[Event List\]](#)

Event 26 GIRLS 14-15 Midget 4x400m Relay

MARK	NAME	TEAM
1	WWHS A	WWHS
4:49.35		
2	LCC. A	LCC
4:53.60		
3	STUDY A	STDY
4:59.78		
4	ECS A	ECS
5:18.14		
5	SHSM A	SHSM
5:41.56		

[\[Top of Page\]](#) [\[Event List\]](#)

Event 27 GIRLS 14-15 Midget High Jump

MARK	NAME	TEAM
1	Mary Jane Guillaume	LMAC
1.50m		
	15	

2	Chloe Dluhosh	15	ECS
1.45m			
2	Natasha Fracassi	15	BHS
1.45m			
4	Lily Stickland	15	VILA
1.45m			
5	Lara Hildebrand	15	ECS
1.40m			
6	Laurie Lavoie	15	WWHS
1.40m			
7	Emma Mercier	15	TRAF
1.35m			
8	Jaylin Paris	15	WHS
1.30m			
9	Daphne Heselton	15	JRHS
1.30m			
10	Charlotte Scott	15	TRAF
1.20m			
10	Zoe Siebers	15	WHS
1.20m			
10	Alexia Velenosi	15	VILA
1.20m			
10	Shannon Rooney	15	RIV
1.20m			

[\[Top of Page\]](#) [\[Event List\]](#)

Event 29 GIRLS 14-15 Midget Long Jump

MARK	NAME		TEAM
1	Mary Jane Guillaume	15	LMAC
4.58m			
2	Kaitlin Angell	15	WWHS
4.54m			
3	Leela Merritte	15	ECS
4.50m			
4	Christina Bokos	15	STT
4.48m			
5	Victoria Berube	15	WWHS
4.19m			
6	Sana Ali	15	LAUR
4.08m			
7	Ana Silva	15	WHS
3.90m			
8	Nia Eastwick	15	MMA
3.69m			
9	Elizabeth Hatzis	15	ECS
3.65m			
10	Arielle Sadaka	15	ROY
3.64m			
11	Melanie Afriat	15	WIC
3.58m			
12	Manisha Patel	15	ROY
3.56m			
13	Sadie Amar	15	MAI
3.51m			
14	Angel Robertson	15	KSS
3.36m			

[\[Top of Page\]](#) [\[Event List\]](#)

Event 30 GIRLS 14-15 Midget Triple Jump

MARK	NAME		TEAM
9.39m	1 Sana Ali	15	LAUR
9.14m	2 Chloe Dluhosh	15	ECS
8.86m	3 Emma Lee Hoffman	15	ROY
8.80m	4 Hannah Randolph	15	ROY
8.73m	5 Erika Ahad	15	JRHS
8.53m	6 Carly Turner	15	LCC
8.33m	7 Elizabeth Hatzis	15	ECS
8.02m	8 Hannah Wallace	15	VILA
7.90m	9 Jacqueline Lee	15	VILA
7.49m	10 Sarah Li	15	WIC
7.40m	11 Emma Mercier	15	TRAF
7.22m	12 Danielle Burman	15	WIC

[\[Top of Page\]](#) [\[Event List\]](#)

Event 31 GIRLS 14-15 Midget Shot Put

MARK	NAME		TEAM
9.58m	1 Mary Jane Guillaume	15	LMAC
9.54m	2 Natasha Fracassi	15	BHS
8.87m	3 Jordan Savoury	15	LCHS
8.58m	4 Leela Merritte	15	ECS
8.08m	5 Angel Robertson	15	KSS
8.01m	6 Siera Sarkadi	15	WIC
8.01m	7 Raphaela Nikolopoulos	15	SHSM
7.86m	8 Sadie Amar	15	MAI

7.37m	9	Emma Lee Hoffman	15	ROY
7.22m	10	Melanie Afriat	15	WIC
6.62m	11	Katherine Dubreuil	15	WWHS
6.58m	12	Castelina Massuda	15	QAA
6.45m	13	Arielle Sadaka	15	ROY

[\[Top of Page\]](#) [\[Event List\]](#)

Event 32 GIRLS 14-15 Midget Discus Throw

MARK		NAME		TEAM
20.20m	1	Kimberly Selinsky	15	WIC
20.05m	2	Natasha Fracassi	15	BHS
19.48m	3	Erika Ahad	15	JRHS
19.43m	4	Raphaela Nikolopoulos	15	SHSM
19.14m	5	Siera Sarkadi	15	WIC
19.04m	6	Lucille Xiang	15	ECS
18.84m	7	Leela Merritte	15	ECS
17.51m	8	Samantha Szabo	15	VILA
17.19m	9	Ines Khanna	15	ECS
16.98m	10	Melanie Afriat	15	WIC
15.04m	11	Emma Lee Hoffman	15	ROY
14.68m	12	Kate Ward	15	BHS
14.39m	13	Holli Bews	15	VILA
14.29m	14	Zoe Wong	15	STDY

[\[Top of Page\]](#) [\[Event List\]](#)

Event 33 GIRLS 14-15 Midget Javelin Throw

MARK		NAME		TEAM
	1	Siera Sarkadi	15	WIC

25.20m			
2	Sarah Houle	15	WWHS
24.39m			
3	Natasha Fracassi	15	BHS
23.29m			
4	Sian Desparois	15	QAA
21.20m			
5	Leela Merritte	15	ECS
19.70m			
6	Kimberly Selinsky	15	WIC
18.30m			
7	Emma Lee Hoffman	15	ROY
17.47m			
8	Kate Ward	15	BHS
17.31m			
9	Melanie Afriat	15	WIC
16.38m			
10	Jenna Zangana	15	JRHS
15.14m			
11	Alexia Montuori	15	LMAC
13.62m			
12	Emma Lowe	15	LA
13.10m			
13	Shauna Rowat	15	LA
12.91m			

[\[Top of Page\]](#) [\[Event List\]](#)

Event 34 GIRLS 16-18 Juvenile 100m Dash

FINALS

MARK	NAME		TEAM	
	1	Kayln Williams	17	HSB
13.53				
	2	Geordan Ferri	17	STT
13.73				
	3	Kimberly Jordan	17	WWHS
13.75				
	4	Brianna Nellis	17	ECS
14.20				
	5	Santanah Hewer-Clarke	17	LCHS
14.43				
	6	Ranee Henegan-Comeau	17	RVAL
14.44				
	7	Jenna Pohl	17	LCHS
14.68				
	8	Toni Majdell	17	ECS
14.96				

PRELIMS

	1	Geordan Ferri	17	STT
13.88 Q				
	2	Kayln Williams	17	HSB
13.95 Q				

14.06	3	Kimberly Jordan	17	WWHS
14.42	4	Santanah Hewer-Clarke	17	LCHS
14.45	5	Brianna Nellis	17	ECS
14.70	6	Ranee Henegan-Comeau	17	RVAL
14.84	7	Jenna Pohl	17	LCHS
14.93	8	Toni Majdell	17	ECS
15.15	9	Katy Quinn	17	WWHS
15.27	10	Kenisha Sylvester-John	17	RVAL
15.53	11	Maxine Donaldson	17	KUP

[\[Top of Page\]](#) [\[Event List\]](#)

Event 35 GIRLS 16-18 Juvenile 200m Run

FINALS

MARK		NAME		TEAM
28.52	1	Hailey Geary	17	HSB
30.44	2	Shawna Brayton	17	HSB
30.68	3	Alice Lemay	17	ECS
31.17	4	Ranee Henegan-Comeau	17	RVAL
31.35	5	Katy Quinn	17	WWHS
36.05	6	Meaghan Kilmartin	17	WWHS

PRELIMS

28.44	1	Hailey Geary	17	HSB
30.07	2	Shawna Brayton	17	HSB
30.12	3	Meaghan Kilmartin	17	WWHS
30.42	4	Katy Quinn	17	WWHS
30.49	5	Ranee Henegan-Comeau	17	RVAL
30.54	6	Alice Lemay	17	ECS
31.58	7	Toni Majdell	17	ECS
	8	Aaliyah Stephenson	17	MMA

31.89	9	Kenisha Sylvester-John	17	RVAL
31.95	10	Mia Carozza	17	VMC
32.14	11	Kelly MacDonald	17	VILA
32.31	12	Santanah Hewer-Clarke	17	LCHS
32.70	13	Archina Kanapathippillai	17	MMA
33.66				

[\[Top of Page\]](#) [\[Event List\]](#)

Event 36 GIRLS 16-18 Juvenile 400m Run

MARK		NAME		TEAM
	1	Kayln Williams	17	HSB
1:05.34	2	Brianna Nellis	17	ECS
1:08.51	3	Meaghan Kilmartin	17	WWHS
1:08.80	4	Hanna Oosterven	17	STT
1:11.18	5	Alice Lemay	17	ECS
1:13.27	6	Shawna Brayton	17	HSB
1:13.72	7	Kelly MacDonald	17	VILA
1:13.76	8	Zihan Cai	17	LCC
1:16.47	9	Angela Bagshaw	17	PCHS
1:17.11	10	Rubini Kulasegarampillai	17	VILA
1:17.58	11	Emma Harries	17	ECS
1:23.40	12	Katy Quinn	17	WWHS
1:42.82				

[\[Top of Page\]](#) [\[Event List\]](#)

Event 37 GIRLS 16-18 Juvenile 800m Run

MARK		NAME		TEAM
	1	Brianna Nellis	17	ECS
2:46.60	2	Meaghan Kilmartin	17	WWHS
2:52.71				

2:54.49	3	Rachelle Vallieres	17	HSB
	4	Claudia Dire	17	VMC
2:57.88	5	Zihan Cai	17	LCC
3:06.45	6	Sophie Hallot	17	WWHS
3:22.03	7	Victoria Amaral	17	LLHS
3:28.08				

[\[Top of Page\]](#) [\[Event List\]](#)

Event 38 GIRLS 16-18 Juvenile 1500m Run

MARK		NAME		TEAM
	1	Lauren Lennox	17	VILA
6:13.58	2	Rachelle Vallieres	17	HSB
6:21.45	3	Caitlin Bard	17	VILA
6:28.99	4	Kacey Vadeboncoeur	17	LBP
6:36.60	5	Aaliyah Guerra-Hamilton	17	HSB
6:40.22	6	Brianna Nellis	17	ECS
6:42.87	7	Sybelle Montes	17	HSB
6:45.22	8	Meaghan Letourneau	17	WWHS
6:48.65	9	Casey-Jane Dragon	17	PCHS
6:55.62	10	Sophie Meyer	17	LMAC
7:19.83	11	Kate Haichin	17	STDY
7:42.55	12	Amanda Morgan	17	STDY
8:02.10				

[\[Top of Page\]](#) [\[Event List\]](#)

Event 39 GIRLS 16-18 Juvenile 3000m Run

MARK		NAME		TEAM
	1	Lauren Lennox	17	VILA
13:49.34	2	Sybelle Montes	17	HSB
14:14.94	3	Rachelle Vallieres	17	HSB

15:07.81			
4	Meaghan Letourneau	17	WWHS
15:30.91			
5	Sophie Meyer	17	LMAC
16:17.42			
6	Kate Haichin	17	STDY
16:42.80			
7	Amanda Morgan	17	STDY
18:03.39			

[\[Top of Page\]](#) [\[Event List\]](#)

Event 40 GIRLS 16-18 Juvenile 100m Hurdles

FINALS

MARK	NAME		TEAM
	1 Kayln Williams	17	HSB
16.92			
	2 Alice Lemay	17	ECS
17.39			
	3 Kimberly Jordan	17	WWHS
18.18			
	4 Michelle Simoneau	17	LBP
19.87			
	5 Christine Peloquin	17	HSB
20.85			

PRELIMS

	1 Kayln Williams	17	HSB
17.87 Q			
	2 Alice Lemay	17	ECS
18.12 Q			
	3 Kimberly Jordan	17	WWHS
18.94 Q			
	4 Michelle Simoneau	17	LBP
19.63 q			
	5 Christine Peloquin	17	HSB
20.82 q			
	6 Kenisha Sylvester-John	17	RVAL
20.92 q			
	7 Isabel Houle	17	KUP
22.04			
	8 Louisa Cervero	17	KUP
22.13			
	8 Katy Quinn	17	WWHS
22.13			
	10 Maxine Donaldson	17	KUP
22.91			

[\[Top of Page\]](#) [\[Event List\]](#)

Event 41 GIRLS 16-18 Juvenile 400m Hurdles

MARK	NAME	TEAM
1	Kayln Williams	17 HSB
1:13.34	2 Meaghan Kilmartin	17 WWHS
1:14.83	3 Shawna Brayton	17 HSB
1:18.81	4 Geordan Ferri	17 STT
1:22.61	5 Toni Majdell	17 ECS
1:28.19	6 Louisa Cervero	17 KUP
1:31.96		

[\[Top of Page\]](#) [\[Event List\]](#)

Event 42 GIRLS 16-18 Juvenile 4x100m Relay

MARK	NAME	TEAM
1	HSBHS A	HSB
56.65	2 ECS A	ECS
58.96	3 WWHS A	WWHS
59.25	4 MMA A	MMA
1:00.83	5 VILLA A	VILA
1:01.96	6 LBPHS A	LBP
1:02.01		

[\[Top of Page\]](#) [\[Event List\]](#)

Event 43 GIRLS 16-18 Juvenile 4x400m Relay

MARK	NAME	TEAM
1	HSBHS A	HSB
5:02.57	2 ECS A	ECS
5:26.75	3 WWHS A	WWHS
5:36.46		

[\[Top of Page\]](#) [\[Event List\]](#)

Event 44 GIRLS 16-18 Juvenile High Jump

MARK	NAME		TEAM
1.35m	1 Shawna Brayton	17	HSB
1.30m	2 Emma Harries	17	ECS
1.20m	3 Emma Baggio	17	VMC
1.20m	3 Mia Carozza	17	VMC
1.20m	5 Tessa Groszman	17	ECS

[\[Top of Page\]](#) [\[Event List\]](#)

Event 46 GIRLS 16-18 Juvenile Long Jump

MARK	NAME		TEAM
4.34m	1 Hailey Geary	17	HSB
4.15m	2 Toni Majdell	17	ECS
3.98m	3 Tessa Groszman	17	ECS
3.97m	4 Christine Peloquin	17	HSB
3.87m	5 Zihan Cai	17	LCC
3.86m	6 Maxine Donaldson	17	KUP
3.84m	7 Katy Quinn	17	WWHS
3.76m	8 Angela Bagshaw	17	PCHS
3.52m	9 Kacey Vadeboncoeur	17	LBP
3.46m	10 Ranee Henegan-Comeau	17	RVAL
3.46m	11 Thalia Graham	17	JRHS
3.41m	12 Emma Peress	17	TRAF

[\[Top of Page\]](#) [\[Event List\]](#)

Event 47 GIRLS 16-18 Juvenile Triple Jump

MARK	NAME		TEAM
1	Meaghan Kilmartin	17	WWHS
9.70m			
2	Hailey Geary	17	HSB
9.58m			
3	Shawna Brayton	17	HSB
9.28m			
4	Christine Peloquin	17	HSB
8.87m			
5	Tessa Groszman	17	ECS
8.70m			
6	Zihan Cai	17	LCC
8.58m			
7	Rachel Kwong	17	STDY
8.48m			
8	Kacey Vadeboncoeur	17	LBP
8.20m			
9	Kathleen Cesaire	17	LBP
7.70m			
10	Ashley Rodney	17	LBP
7.40m			
11	Thalia Graham	17	JRHS
7.25m			
12	Emma Harries	17	ECS
6.82m			
13	Maxine Donaldson	17	KUP
5.44m			

[\[Top of Page\]](#) [\[Event List\]](#)

Event 48 GIRLS 16-18 Juvenile Shot Put

MARK	NAME		TEAM
1	Naquita Williams	17	HSB
9.10m			
2	Jen Wilmink	17	WWHS
8.07m			
3	Hailey Geary	17	HSB
7.76m			
4	Jade Stewart	17	RIV
7.73m			
5	Christine Peloquin	17	HSB
7.70m			
6	Yasmine Ozturk	17	WWHS
7.67m			
7	Erin Eves	17	JRHS
7.08m			
8	Anmonique James	17	MMA
7.04m			
9	Kathleen Cesaire	17	LBP
6.93m			
10	Hannah Ostiguy-Hopp	17	VILA
6.67m			
11	Stephanie Hwang	17	LCC
6.66m			
12	Sierra Whittall	17	ECS

6.40m

[\[Top of Page\]](#) [\[Event List\]](#)

Event 49 GIRLS 16-18 Juvenile Discus Throw

MARK	NAME		TEAM
1	Naquita Williams	17	HSB
25.24m			
2	Hannah Ostiguy-Hopp	17	VILA
20.81m			
3	Sierra Whittall	17	ECS
19.62m			
4	Rubini Kulasegarampillai	17	VILA
19.57m			
5	Anmonique James	17	MMA
18.65m			
6	Stephanie Hwang	17	LCC
18.59m			
7	Kathleen Cesaire	17	LBP
18.46m			
8	Thalia Graham	17	JRHS
18.06m			
9	Rachel Kwong	17	STDY
17.62m			
10	Christine Peloquin	17	HSB
16.61m			
11	Erin Eves	17	JRHS
16.15m			
12	Emma Peress	17	TRAF
15.91m			
13	Soraya Deraham	17	WIC
15.33m			
14	Jessica Kostiuik	17	LCHS
15.26m			
15	Barbara Stuart	17	WIC
14.77m			

[\[Top of Page\]](#) [\[Event List\]](#)

Event 50 GIRLS 16-18 Juvenile Javelin Throw

MARK	NAME		TEAM
1	Brenna Lee	17	LCHS
24.79m			
2	Stephanie Hwang	17	LCC
22.35m			
3	Hannah Ostiguy-Hopp	17	VILA
22.31m			
4	Jen Wilmink	17	WWHS
21.07m			

5	Rubini Kulasegarampillai	17	VILA
19.65m			
6	Naquita Williams	17	HSB
16.10m			
7	Jade Stewart	17	RIV
14.79m			
8	Yasmine Ozturk	17	WWHS
14.36m			
9	Emma Cohen	17	WIC
12.80m			
10	Soraya Deraham	17	WIC
12.78m			
11	Tea Jovanovic	17	LMAC
12.71m			

[\[Top of Page\]](#) [\[Event List\]](#)

2014 GMAA Track & Field Girls Championship Meet

Wednesday, May 21st, 2014

Saint Laurent

05/21/2014 - 05/21/2014

Meet Scores

FEMALE INDIVIDUAL Age Group 11 - 13			
1	HORN, KENDALL	KUPER	25.000
2	BRATHWAITE, SHILLOH	STUDY	24.000
3	KOUZAS, STEFANIE	VMC	18.000
4	TROQUET, LAURENCE	LCC.	17.000
5	GREEN, DEONDRA	RIVHS	14.000
5	DUNSMORE, CHARLOTTE	HSBHS	14.000
7	LOOPER, ALISON	ROYAL	12.000
7	STARR, EMMA	STT	12.000
9	KOUKI, SARAH	VILLA	11.000
10	REID, KIANA	PCHS	10.000
10	RAE, JESSE	STT	10.000
12	MANNING, GRACE	STUDY	8.000
13	BEAUCHAMP, KELSEY	PCHS	7.000
13	HORSFORD, ZAKIYA	BA	7.000
13	VACCARO, ALISSA	JP1	7.000
16	HAVEL, MYRIAM	BHS	6.000
16	TASILLE, BRIANA	JP1	6.000
16	SMITH, TANAYA	PCHS	6.000
16	TELLIER, VIVIANE	LCC.	6.000
20	DEV, SAKSHI	PCHS	5.000
20	DAWES-WILSON, AALIYAH	LA	5.000
22	MONTAGANO, SOPHIA	KUPER	4.000
22	MARKAROV, MARIA	LCC.	4.000
22	LEROUX, ANNIE-PIER	WWHS	4.000
22	CAROYANNIS, KATERINA	LCC.	4.000
26	WISEMAN, ANNIE	LCC.	3.000
26	CAPRERA, LILAH	SHSM	3.000
26	BEDARD-THERIAULT, SABRINA	STT	3.000
26	GREENOUGH, ASHLEY	WWHS	3.000
26	GREGOIRE, VICTORIA	WWHS	3.000
26	RIVEST, SOPHIE	LCC.	3.000
32	DELLA ROCCA, CASSANDRA	ROYAL	2.500
33	DITORIO-DECKER, ALYCIA	LA	2.000
33	QUIGLEY, KRISTEN	WIC	2.000
33	CATWELL, MYIAH	RVALE	2.000

33	OBERMAN, LAURYN	LCC.	2.000
33	RICE-DOUGLASS, JAYLIN	TRAF	2.000
33	BAILLARGE, AUDREY	ROYAL	2.000
39	ELO-OSSEBI, MOUASSENE	HSBHS	1.500
40	HANDAL, SAMANTHA	ECS	1.000
40	LEVY, EMMA	LCC.	1.000
40	DONOVAN, ASHLEY	LBPHS	1.000
40	LUSTIQ, ABYGAE	STUDY	1.000
40	HOUGH, VICTORIA	VILLA	1.000

FEMALE INDIVIDUAL Age Group 14 - 15

1	GUILLAUME, MARY JANE	LMAC	26.000
2	SAVOURY, JORDEN	LCCHS	25.000
3	FRACASSI, NATASHA	BHS	18.500
4	ANGELL, KAITLIN	WWHS	15.000
5	BERUBE, VICTORIA	WWHS	13.000
6	RISPLER, EMMA	QAA	12.000
7	FRANTZ, KIRSTEN	ROYAL	11.000
8	SARKADI, SIERA	WIC	10.000
9	DLUHOSH, CHLOE	ECS	9.500
10	MERRITTE, LEELA	ECS	9.000
11	LAWLER, MADELEINE	ROYAL	8.000
11	GREELEY, ALEXA	LCC.	8.000
11	DOUGLAS, EMMA	QAA	8.000
11	ALI, SANA	LAURN	8.000
11	SELINSKY, KIMBERLY	WIC	8.000
16	ARVANITIS, ZOE	STT	7.000
16	TORY, ROBIN	LCC.	7.000
18	AHAD, ERIKA	JRHS	6.000
18	PUGSLEY, LAUREN	QAA	6.000
18	KLUDGE, JACKIE	WWHS	6.000
18	ALLEN-BECKLES, KELYA	LCCHS	6.000
18	TRUMPLER, JULIANNA	WWHS	6.000
23	NELLIS, MORGAN	ECS	5.000
23	BOKOS, CHRISTINA	STT	5.000
23	STICKLAND, LILY	VILLA	5.000
23	VILANOVA, MARINA	STG	5.000
23	HOULE, SARAH	WWHS	5.000
28	HOFFMAN, EMMA LEE	ROYAL	4.000
28	DUBROCA, EMMA	STUDY	4.000
28	LAVOIE, LAURIE	WWHS	4.000
28	SENIOR, ZARIA	JRHS	4.000
32	NIKOLOPOULOS, RAPHAELA	SHSM	3.000
32	RANDOLPH, HANNAH	ROYAL	3.000
32	KYLE, KAYLA	WWHS	3.000
32	DESPAROIS, SIAN	QAA	3.000
32	ERDSTEIN, MARTINA	ECS	3.000

37	ROBERTSON, ANGEL	KSS	2.000
37	MORELLI, EMILY	QAA	2.000
37	LIU, JINGYA	BA	2.000
37	JOHANSSON, MELISSA	JRHS	2.000
37	MORRIS, SHAILAH	VILLA	2.000
37	HILDEBRAND, LARA	ECS	2.000
43	XIANG, LUCILLE	ECS	1.000
43	PIGEON, CAMILLE	STT	1.000
43	RADO-RINALDO, ISABELLA	LLHS	1.000
43	HYPPOLITE, LARAH	VILLA	1.000
43	ROSEN, ARIEL	ECS	1.000
43	BOND, ALEXANDRA	ECS	1.000
43	TURNER, CARLY	LCC.	1.000

FEMALE INDIVIDUAL Age Group 16 - 18

1	WILLIAMS, KAYLN	HSBHS	28.000
2	GEARY, HAILEY	HSBHS	23.000
3	KILMARTIN, MEAGHAN	WWHS	22.000
4	BRAYTON, SHAWNA	HSBHS	21.000
5	NELLIS, BRIANNA	ECS	16.000
6	WILLIAMS, NAQUITA	HSBHS	15.000
7	LENNOX, LAUREN	VILLA	14.000
8	VALLIERES, RACHELLE	HSBHS	13.000
9	LEMAY, ALICE	ECS	11.000
10	PELOQUIN, CHRISTINE	HSBHS	10.000
11	OSTIGUY-HOPP, HANNAH	VILLA	9.000
12	WILMINK, JEN	WWHS	8.000
12	JORDAN, KIMBERLY	WWHS	8.000
12	GROSZMAN, TESSA	ECS	8.000
12	FERRI, GEORDAN	STT	8.000
16	MAJDELL, TONI	ECS	7.000
16	LEE, BRENNNA	LCCHS	7.000
18	HWANG, STEPHANIE	LCC.	6.000
19	HARRIES, EMMA	ECS	5.000
19	KULASEGARAMPILLAI, RUBINI	VILLA	5.000
19	MONTES, SYBELLE	HSBHS	5.000
19	CAI, ZIHAN	LCC.	5.000
23	HENEGAN-COMEAU, RANEE	RVALE	4.000
23	BARD, CAITLIN	VILLA	4.000
23	WHITTALL, SIERRA	ECS	4.000
26	BAGGIO, EMMA	VMC	3.500
26	CAROZZA, MIA	VMC	3.500
28	STEWART, JADE	RIVHS	3.000
28	SIMONEAU, MICHELLE	LBPHS	3.000
28	LETOURNEAU, MEAGHAN	WWHS	3.000
28	VADEBONCOEUR, KACEY	LBPHS	3.000
28	DIRE, CLAUDIA	VMC	3.000

28	OOSTERVEN, HANNA	STT	3.000
34	QUINN, KATY	WWHS	2.000
34	MEYER, SOPHIE	LMAC	2.000
34	GUERRA-HAMILTON, AALIYAH	HSBHS	2.000
34	JAMES, ANMONIQUE	MMA	2.000
34	HEWER-CLARKE, SANTANAH	LCCHS	2.000
39	DONALDSON, MAXINE	KUPER	1.000
39	OZTURK, YASMINE	WWHS	1.000
39	HAICHIN, KATE	STUDY	1.000
39	HALLOT, SOPHIE	WWHS	1.000
39	CERVERO, LOUISA	KUPER	1.000

2014 GMAA Track & Field Girls Championship Meet

Wednesday, May 21st, 2014

Saint Laurent

05/21/2014 - 05/21/2014


Meet Scores

FEMALE TEAM Age Group 11 - 13			
1	LCC.	LCC	54.000
2	PCHS	PCHS	38.000
3	STUDY	STDY	34.000
4	KUPER	KUP	29.000
5	STT	STT	25.000
6	VMC	VMC	22.000
7	HSBHS	HSB	19.500
8	ROYAL	ROY	16.500
9	RIVHS	RIV	16.000
10	JP1	JP1	14.000
11	WWHS	WWHS	13.000
12	VILLA	VILA	12.000
13	BA	BA	7.000
13	LA	LA	7.000
15	BHS	BHS	6.000
16	SHSM	SHSM	5.000
17	LJHS	LJHS	3.000
18	WIC	WIC	2.000
18	RVALE	RVAL	2.000
18	TRAF	TRAF	2.000
21	ECS	ECS	1.000
21	LBPHS	LBP	1.000
FEMALE TEAM Age Group 14 - 15			
1	WWHS	WWHS	66.000
2	LCCHS	LCHS	36.000
3	ECS	ECS	34.500
4	QAA	QAA	33.000
5	ROYAL	ROY	27.000
6	LMAC	LMAC	26.000
7	LCC.	LCC	21.000
8	BHS	BHS	18.500
9	WIC	WIC	18.000
10	JRHS	JRHS	16.000
11	STT	STT	13.000
12	VILLA	VILA	11.000

13	LAURN	LAUR	8.000
13	STUDY	STDY	8.000
15	STG	STG	5.000
15	SHSM	SHSM	5.000
17	KSS	KSS	2.000
17	BA	BA	2.000
19	LLHS	LLHS	1.000

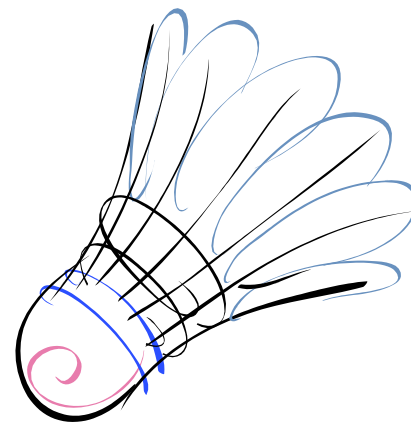
FEMALE TEAM Age Group 16 - 18

1	HSBHS	HSB	131.000
2	ECS	ECS	61.000
3	WWHS	WWHS	53.000
4	VILLA	VILA	34.000
5	LCC.	LCC	11.000
5	STT	STT	11.000
7	VMC	VMC	10.000
8	LCCHS	LCHS	9.000
9	LBPHS	LBP	7.000
10	MMA	MMA	5.000
11	RVALE	RVAL	4.000
12	RIVHS	RIV	3.000
13	KUPER	KUP	2.000
13	LMAC	LMAC	2.000
15	STUDY	STDY	1.000



SPORT. EDUCATION. PRIDE.

RSEQ
GMAA



2014 GMAA BADMINTON TEAM FINALS

Bantam Girls


Champions: John Rennie High School
Runner-up: Miss Edgar & Miss Cramps School
3rd Place: Emmanuel Christina School
4th Place: Villa-Maria School

Midget Girls

Champions: Royal West Academy
Runner-up: John Rennie High School
3rd Place: Lauren Hill Academy and Villa-Maria School

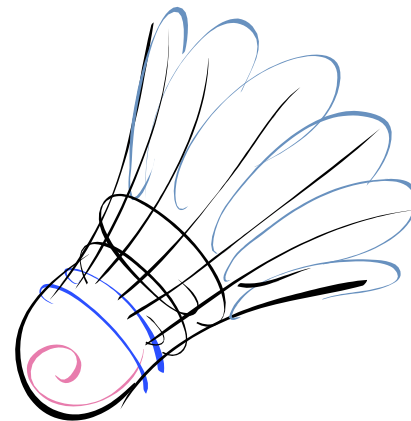
Juvenile Girls

Champions: Miss Edgar & Miss Cramps School
Runner-up: John Rennie High School
3rd Place: Villa-Maria School
4th Place: Beurling Academy



SPORT. EDUCATION. PRIDE.

RSEQ
GMAA



2014 GMAA BADMINTON INDIVIDUAL FINALS

Bantam Girls Singles

Champion: Alia Kadim (JRHS)
Silver medal: Victoria Hanna (QAA)
Bronze medal: Elizabeth (VILLA)
4th Place: Amanda Kufuk (ECS)

Midget Girls Singles

Champion: Stephanie Wang (RWA)
Silver medal: Ivy Wang (RWA)
Bronze medal: Erica Ahad (JRHS)
4th Place: Harmol Sangha (JRHS)

Juvenile Girls Singles

Champion: Cailey Petrenko (STT)
Silver medal: Tiffany Stavrakis (ECS)
Bronze medal: Kayla Sorochinsky (PCHS)
4th Place: Rubini (VILLA)

Bantam Girls Doubles

Champions: Alex Kouri/Morganne Dackin (STUDY)
Silver medal: Olivia /Vanessa (VILLA)
Bronze medal: Olivia Dumas/Care-May Ozturk (WWHS)
4th Place: Rachel/Jaimie (JRHS)

Midget Girls Doubles

Champions: Peggy/Sharon (RWA)
Silver medal: Ema /Jordana (WHS)
Bronze medal: Lenna/Chloe (VILLA)
4th Place: Chloe/Martina (ECS)

Juvenile Girls Doubles

Champions: Emily/Julia (STUDY)
Silver medal: Samantha/Christina (LCCHS)
Bronze medal: Rosetta/Emily (ECS)
4th place: Amanda/Laurel (VILLA)

Halo 2014

Results

(Missing results will be posted as submitted)

Race#	H.S. 1 - BG - 2 KM			
Place	Name	School	Bib	Time
1	ALISON COOPER	ROYAL		6.52
2	EMMA BILODEAU	VILLA		6.58
3	AUDREY BAILLAIRGRE	ROYAL		7.47
4	SELENA HOUGH	VILLA		7.54
5	C PLAWUTSKY	ROYAL		8.04
6	R SHOAM	ROYAL		8.08
7	L SMITH	VILLA		8.10
8	E LAFOND	ROYAL		8.13
9	S KOUKI	VILLA		8.15
10	D SANTILLO	ROYAL		8.17
11	J SHAW	ROYAL		8.18
12	F KERNER	VILLA		8.19
13	T ROSENBLOOM	ECS		8.20
14	S SHATILLA	ECS		8.22
15	E TETRAULT	ECS		8.22
16	A GELASTOPOULOS	ROYAL		8.26
17	A CHUPRUN	ROYAL		8.28
18	F BRENNAN-KRIP	ROYAL		8.30
19	M GOBLOT	ROYAL		8.32
20	E GOBLOT	VILLA		8.34
21	R PASCAL	ROYAL		8.38
22	K LAWLER	VILLA		8.44
23	U PUTERMAN	ROYAL		8.50
24	K DA CHAO	ROYAL		9.22
25	I ABUDUKARIM	VILLA		9.34
26	C MAJDELL	ECS		9.36
27	A TAM	ROYAL		9.41
28	M MCLAUGHLIN	ROYAL		9.52
29	V LAPOINTE	VILLA		9.53
30	C MURRAY	ROYAL		9.53
31	R ROMERO	ROYAL		10.11
32	A REITER	ROYAL		10.12
33	J BERNSTEIN	ECS		10.37
34	O SCIORTINO	VILLA		10.38
35				10.38
36	J LAPOINTE	VILLA		10.39
37	M KARADAKIS	VILLA		10.41
38	C DE FELICE	ROYAL		10.41
39				10.53
40	L GROSZMAN	ECS		11.02
41	V VITOVSKI	VILLA		11.38
42	A MATOS	ROYAL		11.39

Race#	H.S. 2 - BB - 2 KM			
Place	Name	School	Bib	Time
1	JACOB NANASI	MMA		6.27
2	PETER PELIS	ROYAL		6.31
3	EVAN ALLMAN	ROYAL		6.42
4	R VAN RIEL BARRETT	ROYAL		6.45

5	S CHOWDHURY	JFK	7.02
6	N ASSAYOG	HA	7.06
7	G BUFFONE	VMC	7.06
8	S DUBRUD	FACE	7.10
9	I STROUMBAKIS	ROYAL	7.11
10	A RAMACIERI	ROYAL	7.18
11	D VENA	JFK	7.19
12	R ASTROLOGO	JFK	7.19
13	J RIZZO	JFK	7.20
14	K ROYE	RVALE	7.23
15	S COCHRANE-PAGE	FACE	7.24
16	R ANTON	VMC	7.26
17	S CANTIN	ROYAL	7.32
18	S GERMAIN	ROYAL	7.35
19	M NEAGU-LUND	RVALE	7.37
20	C BAILEY	RVALE	7.37
21	L GIACOMINI	RIVHS	7.40
22	L GUILIANO	ROYAL	7.47
23	G HUA	ROYAL	7.58
24	A PIRIS	JFK	7.59
25	D ERCOLANESE	RVALE	8.01
26	M FORANG	JFK	8.03
27	J FELCAREK-HOPE		8.05
28	J JUMA WYATT	RVALE	8.14
29	J HARTE	ROYAL	8.17
30	G MAMANE	HA	8.19
31	M CHALKHOUN-HERBELLA	HZHS	8.29
32	S PERTON	HA	8.42
33	T BAUM	ROYAL	8.46
34	D CASTELLI	RVALE	9.09
35	K AKHBARI	ROYAL	9.11
36	N PREVEY	MMA	9.17
37	T FRANK	RVALE	9.17
38	G MANIAS	RVALE	9.22
39	B HUM	RIVHS	9.23
40	D CIORRA	VMC	9.23
41	S COBUZZI	VMC	9.24
42	Y H NAM	RVALE	9.26
43	A CHAUDRY	RVALE	10.06
44	I RAHAMIM	HZHS	10.12
45			10.32
46			10.35
47	M SPEZIO	VMC	11.10
48	D MENDELSON	ROYAL	12.26
49	J IAVARONE	VMC	12.34
50	C QUIETI	VMC	12.42
51	V NANDAKUMAR	RVALE	12.50
52	S ULLAP	RVALE	12.51
53	M DAGANIERI	JFK	12.53

Race# HS 3 - BG - 2 KM

<u>Place</u>	<u>Name</u>	<u>School</u>	<u>Bib</u>	<u>Time</u>
1	GRACE MANNING	STUDY		6.59
2	MARIANE GAGNON	LTMHS		7.05
3	JOANNE LATELLA	VMC		7.19
4	D CARMICHAEL	QAA		7.22
5	S MICHAKIS	SHSM		7.26

6	L CAPRERA	SHSM	7.28
7	L MACDONALD	STG	7.44
8	B BELLOMO	VMC	7.47
9	C MALIKOTSIS	STUDY	7.48
10	V IAMMATTEO	VMC	7.57
11	C KOURI	STUDY	8.03
12	E LANDEVERDE	VMC	8.05
13	M WHITE	RVALE	8.06
14	H JOHNSON	SHSM	8.06
15	G SANTAGUIDA	SHSM	8.09
16	M CATWELL	RVALE	8.10
17	D LEVESQUE	SHSM	8.11
18	A LUSTIG	STUDY	8.11
19	M OSTIGUY ITOPP	SHSM	8.22
20	S LAMY	STUDY	8.31
21	L VALENTINI	SHSM	8.34
22	B BELLAS	QAA	8.35
23	S GOLD	STG	8.38
24	M ALT	RVALE	8.40
25	S WILDING	QAA	8.47
26	T JACOBS	QAA	8.48
27	J ALLAIRE	VMC	8.56
28	J CALABRESE	VMC	8.57
29	E DEGNI	VMC	8.57
30	F DREISMAN	STG	9.03
31	K SOUTHERN	QAA	9.10
32	M IMAK	QAA	9.41
33	M THIBODEAU	STG	9.58
34	M GEYER	STUDY	10.01
35	J RAWAS	STG	10.07
36	J SCOTT	QAA	10.12
37	L JOHANNSSON	QAA	10.15
38	C CASAROTTO	QAA	10.16
39	K DI RE	VMC	10.29
40	E MARSILLO	VMC	10.30
41	A CHUNG	RVALE	10.31
42	Z GROSSMAN	STG	10.42
43			10.49
44	E OSMANCEVIC	QAA	10.51
45	A ROSENOFF	STG	10.53
46	K MATTHEWS	QAA	10.58
47	E OMOGBAI	MMA	11.13
48	L SCOTT	QAA	11.48
49	F AHMED	RVALE	12.16
50	T HAMWI FUSSTOK	STG	12.19
51	S WEN	VMC	12.19
52	K DOYON-DEVERA	QAA	12.20
53	C SILVAGGIO	QAA	12.20
54	A PANTA-ZOPOULOS	QAA	12.22
55	G LAFOREST	VMC	12.22
56	M DI LENA	VMC	12.23
57	B MIKULA	STG	12.26
58	B ITZCOURRCH	STG	12.27

Race# HS 4 - BB - 2 KM

<u>Place</u>	<u>Name</u>	<u>School</u>	<u>Bib</u>	<u>Time</u>
1	OLIVER BASSEL	STG		6.15

2	JONAH SMITH	LOY	6.15
3	MARIO-GIOBBI MOYONE	LOY	6.26
4	M ZEITOUNI	STG	6.35
5	J RAFTUS	LOY	6.43
6	G MARKOU	WWHS JR	6.46
7	A LEE	LOY	6.53
8	G GARNEAU	STG	6.55
9	A JOHNSON	STG	6.55
10	J STUART	LOY	7.01
11	E LUCAS	WIC	7.025
12	L CARTY	STG	7.03
13	J GERTLER	STG	7.11
14	B SILCOTT	JLHS	7.15
15	N VUOKILA	STG	7.16
16	C NICKERSON	JLHS	7.16
17			7.2
18	A DEL VECCHIO	LOY	7.25
19	L MERCIER	LOY	7.26
20	J CREE-TISSEUR	STG	7.31
21	A RATCLIFF	STG	7.32
22	P LEIRIAO	LOY	7.35
23	R DOUGLAS	LOY	7.40
24	G ISAACS	STG	7.42
25	S YERSH	LOY	7.53
26	K BARKFOR	JLHS	8.40
27			8.49
28	P BRISSETTE	LOY	8.54
29	S POLIDORI	STG	9.13
30	K LEFERDRE	JLHS	9.25
31	B REABOURN	JLHS	9.25
32	C TURCOTTE	WIC	9.41
33			10.32
34	J TORRES	JLHS	11.16
35	J YAXLEY	JLHS	11.16
36	R SHAPIRO	KELLS	11.16
37			11.17
38			11.46
39			11.46
40			12.09

Race# HS 5 - BG - 2 KM

<u>Place</u>	<u>Name</u>	<u>School</u>	<u>Bib</u>	<u>Time</u>
1	KENDALL HORN	KUPER		7.08
2	ASHLEY GREENOUGH	WWHS JR		7.31
3	VICTORIA H	VILLA		7.34
4	C BILODEAU	VILLA		7.37
5	E MARTINEAU-SEQUIN	WWHS JR		7.40
6	A LOPEZ	JFK		8.20
7	A ZACHARY	KUPER		8.35
8	I DEOM	KSS		8.49
9	B MORSELLI	VILLA		8.53
10	S DUMMET	VILLA		9.06
11	S DIMARCO	VILLA		9.11
12	O DUMAS	WWHS JR		9.16
13	A HARVEY	VILLA		9.17
14	C ENRIGHT	WWHS JR		9.17
15	K MONTOUR	KSS		9.38

16	M DESMOND	VILLA	9.47
17	E RANALDI	VILLA	9.48
18	C MASELLA	VILLA	9.49
19	B DIMOCK	VILLA	10.03
20	A CONDO	KELLS	10.17
21	G FLEURY	MACD	10.53
22	J WHALLEY-BOUCHER	WWHS JR	10.56
23	C DESCOEURS	WWHS JR	10.58
24	J DI-GENOVA	VILLA	11.09
25	C NAULT	WWHS JR	11.17
26	A SCHELENZ	MACD	11.32
27	K MCCOMBER	KSS	12.04
28	R T MEKOVVEW	VILLA	12.10
29	A BIANCHINI	VILLA	12.11
30	GM LECCHINO	VILLA	12.12
31	E PARASICEVOPOULOS	VILLA	12.13
32	M DRYDEN	JFK	12.49
33	S CROSS	KSS	12.51
34	G STRATI	VILLA	12.53
35	M FASOLD	VILLA	12.55.

Race# HS 6 - MB - 4 KM

<u>Place</u>	<u>Name</u>	<u>School</u>	<u>Bib</u>	<u>Time</u>
1	TOMAS CAPRERA	LOY		14.26
2	ALEX NOWAKOWSKI	LOY		14.33
3	G FOLINO	VMC		15.15
4	M ROULEAU	FACE		15.17
5	B GAUTHIER	LOY		15.37
6	K WISHMAN	RIVHS		15.57
7	M LEBEL	LOY		16.18
8	C FARELL	LOY		16.57
9	A JACOB	VMC		17.16
10	G GUERRA	VMC		17.17
11	HARISEPPOU	FACE		17.13
12	D BOUHADANA	HZHS		17.58
13	S KOURYASIS	LOY		18.03
14	E LACHANCE	LOY		18.03
15	N PARKER	FACE		18.32
16	B BRASCOUP	KSS		18.37
17	A LOHNER	HZHS		18.40
18	E MCLAREN	ROYAL		18.45
19	J PETRUCCELLI	LOY		18.56
20	A KHAN	JFK		18.57
21	N WHITEHEAD	LOY		19.03
22	O KEIRIAO	LOY		19.12
23	T FRESCO-GIULIONE	LOY		19.56
24	A BRUDER-WEXLER	HZHS		20.06
25	M ALKABY	RIVHS		20.15
26	J YANG	KELLS		20.15
27	R HANANO	LOY		20.54
28	A SICOLI	LOY		20.58
29	P TOM	FACE		21.08
30	J WARDEN-JOSEPH	ROYAL		21.11
31	S ALAN	KELLS		21.14
32	S PRILLO	LOY		21.28
33				22.32
34	K DIABO	KSS		22.35

35	F-Y MCAULIFFE	LOY	23.26
36	U-H JESSEYLY-SPENCER	FACE	24.21
37	S GINGRAS	VMC	24.46
38	J FRIED	ROYAL	25.07
39			25.15
40	Z ANDERSON	FACE	25.34
41	COENTILE	LOY	25.35
42	D POWELL	LOY	25.36
43	M NAMOUR	LOY	25.37
44	J MCCALL	LOY	25.37
45	D RADY	LOY	25.38
46			

Race# HS 7 - MG - 4 KM

<u>Place</u>	<u>Name</u>	<u>School</u>	<u>Bib</u>	<u>Time</u>
1	RAPHAELLE LALONDE	FACE		17.12
2	SHANNON	RIVHS		19.12
3	SARAH VACANTE	LAURN		19.24
4	L STRICKLAND	VILLA		19.37
5	H BURNS	QAA		19.47
6	S BELLEMARE	VILLA		19.55
7	A ROSEN	ECS		20.12
8	E GENTILE	VILLA		20.17
9	C LAZARIS	LAURN		20.24
10	C JENNANE	FACE		20.31
11	K WEEKES	VILLA		20.44
12	A WEEKES	VILLA		20.47
13	A O'CONNOR	VILLA		21.10
14	Z KLIMANOVA	FACE		21.14
15	N ORCHID HAGEL-G	FACE		21.17
16	I JENNANE	FACE		21.19
17	A WANG	FACE		21.19
18	A LEBORGNE	QAA		21.35
19	C BERNIER	ECS		22.15
20	S LONDON	QAA		22.21
21	T MAJDELL	ECS		22.24
22	T TUCCINARDI	QAA		22.28
23	A ROBERTSON	KSS		22.39
24	S ALI	LAURN		23.23
25	M RICHARD	FACE		23.38
26	V SINCLAIR	QAA		24.08
27	K BROWN	HZHS		24.37
28	V EVANS	LAURN		24.49
29	S RANDISI	QAA		24.49
30	K SCARVELIS	VILLA		24.50
31	J SAIM	VILLA		24.55
32	A HANNA	QAA		25.19
33	S JACOBSON	HZHS		25.19
34	E RYAN	QAA		25.20
35	M STOOPLER	HZHS		25.22
36	K-M ESNOVL	FACE		26.30
37	S MORYOUSSEF	HZHS		26.34
38	S PETRECCIA	VILLA		26.41
39	A MAINOLFI	VILLA		26.48
40	R DAGHER	LAURN		27.07
41	K ARGUETA	VILLA		27.54
42	E DASSIOS	VILLA		28.59

43	M CALABRESE	VILLA	28.59
44	S CHOEH	HA	30.10
45	T LIMOSANI	JLHS	31.09
46	V KWOK	ECS	31.49
47	I KHANNA	ECS	31.50
48	T PATEL	VILLA	32.00
49	A BEDARD	VILLA	32.00
50	E KHURR MITTON	JLHS	32.24
51	K KADASAMY	VILLA	33.01
52	S ARUMUGAM	VILLA	33.01
53	E-R BOUGADIS	VILLA	33.03
54	E MACNAB	VILLA	33.04
55	L TAHERI	VILLA	33.06
56	G LAZARIS	VILLA	33.08

Race# HS 8 - MB 4 KM

<u>Place</u>	<u>Name</u>	<u>School</u>	<u>Bib</u>	<u>Time</u>
1	CELESTIN SUNGURA	JLHS		14.41
2	OMAR DABAYEH	WIC		15.08
3	ALEXANDRE MARCHAND	LAURN		15.08
4	J HOUGHTON	SELW		15.17
5	N ESTEVEZ PEREZ	LAURN		15.17
6	G POLIDORI	STG		15.21
7	P CULLEN	SELW		16.15
8	H BASSEL	STG		16.24
9	R COOPER	STG		16.25
10	J ROY	STG		16.32
11	S TRIGONAKIS	LAURN		16.32
12	S LAMANUZZI	SELW		16.53
13	J EVANS	STG		17.14
14	S IVES	STG		17.25
15	G PAMEL	SELW		17.43
16	A MONUMENT	SELW		17.44
17	K KULASEGARAMPILLAI	LAURN		18.05
18	R PATEL	LAURN		18.12
19	M LAUKUMAA	RVALE		18.25
20	L ROBERT HOSEIN	LAURN		18.53
21	D PARIS	JLHS		19.00
22	K MCDONALD	LAURN		19.04
23	D MARAGOS	LAURN		19.21
24	M WEZOLLING	SELW		19.32
25				19.53
26	K CONSTABLE	LAURN		19.53
27	S SRIKANTHAN	LAURN		20.17
28				20.22
29	A FRANCESCANGELI	LAURN		21.07
30	D FARIA	JLHS		21.21
31	V VELLUPILLAI	LAURN		21.40
32	J KIDD	SELW		22.19
33	D GARCEAU	LAURN		22.26
34	M GUEDE	LAURN		22.32
35	A KANDASAMY	LAURN		23.08
36	C THOMPSON	JLHS		23.36
37				24.14
38	A HATZEPETROS	LAURN		24.14
39	R CHUMBER	LAURN		26.44
40	G TESTA	LAURN		26.44

41	A KHEDRI	LAURN	30.55
42	N ILLIOPOULOS	LAURN	30.55
43			31.13
44	M REABURN	JLHS	31.41
45	T OLMSTEAD	JLHS	31.42
46	J WILLIAMS	JLHS	31.42
47	J STEWART	JLHS	31.43
48			31.43
49			31.48

Race# HS 9 - MG 4 KM

<u>Place</u>	<u>Name</u>	<u>School</u>	<u>Bib</u>	<u>Time</u>
1	MARINA VILANOVA	STG		18.38
2	SARAH LI	WIC		19.38
3	MEAHGAN SABOURIN	SHSM		19.47
4	K WEBERBAUER	VILLA		20.00
5	Z AIKMAN	VILLA		20.17
6	J LIN	ROYAL		20.22
7	M JANG	ROYAL		20.31
8	K BOUDREAU	MACD		21.14
9	K PAQUET	VILLA		21.24
10	A QUAGLIA	VILLA		21.25
11	C ZEITOUNI	STUDY		24.00
12	C MAUNDIS	STUDY		24.02
13	M BENOIT	SHSM		24.13
14	D VARVARO	SHSM		24.20
15	A SCALIA	SHSM		24.22
16	S VELUPALLAI	RVALE		24.25
17	K HAICHEN	STUDY		24.49
18	A MORGAN	ST		24.49
19	L SMITH	VILLA		25.02
20	S AMICARELLI	SHSM		25.13
21	N LONGANATHAN			25.16
22	S VELUPALLAI	RVALE		25.23
23	L MEZZALUNA	SHSM		25.28
24	K GIAMBRA	VILLA		26.26
25	A FALCONE	ROYAL		26.59
26	A ROSSI	VILLA		27.20
27	C IANNARONE	VILLA		27.20
28	H BEWS	VILLA		27.21
29	J MATRANGELO	VILLA		27.44
30	E TUMMILLO	VILLA		27.55
31	J SALVO	SHSM		27.58
32	S BELCOURT	SHSM		28.21
33	C FEDERICO	RVALE		28.28
34	E ROCHE	RVALE		28.28
35	S LEONE	VILLA		28.42
36	J LEE	VILLA		29.00
37	H WALLACE	VILLA		29.00
38	Y KOO	SHSM		29.43
39	B BASTIEN	MACD		31.48
40	H FITZSIMONS	MACD		31.48
41	J PATEL	RVALE		34.56
42	M HONG	RVALE		34.56
43	J PATEL	RVALE		34.57
44	T HAVISON	RVALE		37.25
45	V BUFFA	RVALE		37.26

46	L D'ALTILIA	SHSM	38.12
47	K HAGEN	SHSM	38.12
48	J BORSELLINO	SHSM	38.13

Race# HS 10 - JG 5 KM

<u>Place</u>	<u>Name</u>	<u>School</u>	<u>Bib</u>	<u>Time</u>
1	EMMA DOUGLAS	QAA		22.03
2	SIERRA SPAGNOOLO	VILLA		23.54
3	JESSE LEBLANCE	LTMHS		23.59
4	L LENNOX	VILLA		24.08
5	H EVANS	HZHS		24.55
6	C BARD	VILLA		25.19
7	S SEBASTIEN	VILLA		25.27
8	K R WATSON	VILLA		26.20
9	J L SMITH	VILLA		26.46
10	R KULASEGARAMPILLAI	VILLA		27.31
11	J RODIGHERO	VILLA		27.32
12	M ECHRGARAY	VILLA		27.34
13	L STHUT	LAURN		29.26
14	J DE BRUYCKER	VILLA		30.03
15	G DONNINI	LAURN		30.39
16	D MORETTO	VILLA		30.51
17	V FATA	LMAC		31.53
18	A L ROCHE	LAURN		32.48
19	K PLEBON	VILLA		32.49
20	O WAWIN	VILLA		33.03
21	S PAGLIARO	VILLA		33.04
22	N LATSIS	LMAC		33.21
23	R WARREN	LMAC		37.39
24	A TREVINO	SHSM		40.43
25	M MASONE	LMAC		41.01
26	S MONTAGNI	JFK		41.51
27	D DERLUKIEWICZ	LAURN		41.52
28	G LAFOREST	LMAC		41.52
29	K BRIDGMAN	LMAC		41.53
30	C NOVIELLI	LMAC		41.56
31	R POTESTA	LMAC		41.56
32	C CAMPISI	LMAC		41.57
33	C MARCHETTA	LMAC		41.59
34	J DELCOLLE	LMAC		42.00
35	S MNAKRACHI	LMAC		42.10

Race# HS 11 - JB 5 KM

<u>Place</u>	<u>Name</u>	<u>School</u>	<u>Bib</u>	<u>Time</u>
1	FABIEN BOURQUE	ED PLUS		17.58
2	MICHAEL ROBERTSON	LAURN		18.35
3	TAOFIQ AZIZ	LAURN		19.01
4	K BUSH	KSS		19.23
5	Z DELDOTTO	RIVHS		19.38
6	D MCCOOL	FACE		20.07
7	N BRISCOE	ED PLUS		20.38
8	R TRANDINH	WIC		20.47
9	J CASANOVA			21.32
10	E DAGENAIS KELUS	WIC		21.33
11	J HALL-DERAPP	JLHS		22.07
12	M PATEL	LAURN		22.31
13	J TABATCHNICK	WIC		22.32

14	A JEMPORAL	JLHS	22.39
15	N ARGIROPOLOUS	LMAC	22.47
16	K SAPPRACONE	JFK	23.14
17	M DOLLY	RIVHS	23.15
18	G BROWN	LMAC	23.16
19	D CONCIATORI	LMAC	23.32
20	S STRACCIALANO	LMAC	23.33
21	G PRETEROTI	LMAC	23.33
22	F DIAMOND	WIC	23.53
23	N ZAHAVAKIS	LAURN	24.51
24	M DUSSAULT	WIC	25.06
25	M MADDALENA	LAURN	25.20
26	P LAZANIS	LAURN	26.03
27	M IACONO	LMAC	26.08
28	J BRAGGION	LMAC	28.00
29	G MOLINETTI	LMAC	28.02
30	P KEVROY	JLHS	28.03
31	M SANTORI	LMAC	28.05
32	C KRAWITZ	FACE	28.08
33	M MARTINOS	LAURN	28.09
34	S FERGUSON	JLHS	28.10
35	F PALUMBO	LMAC	29.53
36	A JAAFAR	LMAC	30.01
37	M CERASUOLO	LMAC	31.10
38	G DI IORIO	LMAC	31.11
39	J APELO	RVALE	31.12
40	N NARDELLI	LMAC	31.12
41	D GENCO	LMAC	33.50
42	D ALVARADO	JLHS	33.07
43	A MATOSIC	KELLS	33.53
44	D THERRIAULT	ED PLUS	34.10
45			34.23
46	C RAFIAA	KELLS	35.38
47	Z ABDEL HAMID	KELLS	35.42
48	C MAURAI	LMAC	36.01

Field Lacrosse Final Standings 2014

#REF! |

6/12/14 11:56 AM

	School	Games	Win	Loss	Tie	Points
JB1A						
7	Howard S Billings HS	7	7	0	0	14
	College Brebeuf	7	6	1	0	12
	Pierrefonds Comprehensive HS	7	5	2	0	10
	Kahnawake Survival School	7	4	3	0	8
	Westwood High School	7	2	5	0	4
	Kuper Academy	6	1	5	0	2
	Lindsay Place High School	6	1	5	0	2
	MacDonald High School	7	1	6	0	2

27

Juvenile Boys Lacrosse Playoffs 2014

Semi Finals

Finals

30/05/2014 10:42

Champions

KSS - 4th place - 4

Monday, May 26th - 4:00pm

HSBHS (home team) - 7

HSBHS - 1st place (home) - 12

Thursday, May 29th - 4:00pm
at Concordia University

Howard S Billings HS

Game MVP:

PCHS - 3rd place - 6

Friday, May 23rd - 3:30pm

CJB - 5

CJB - 2nd place (home) - 7

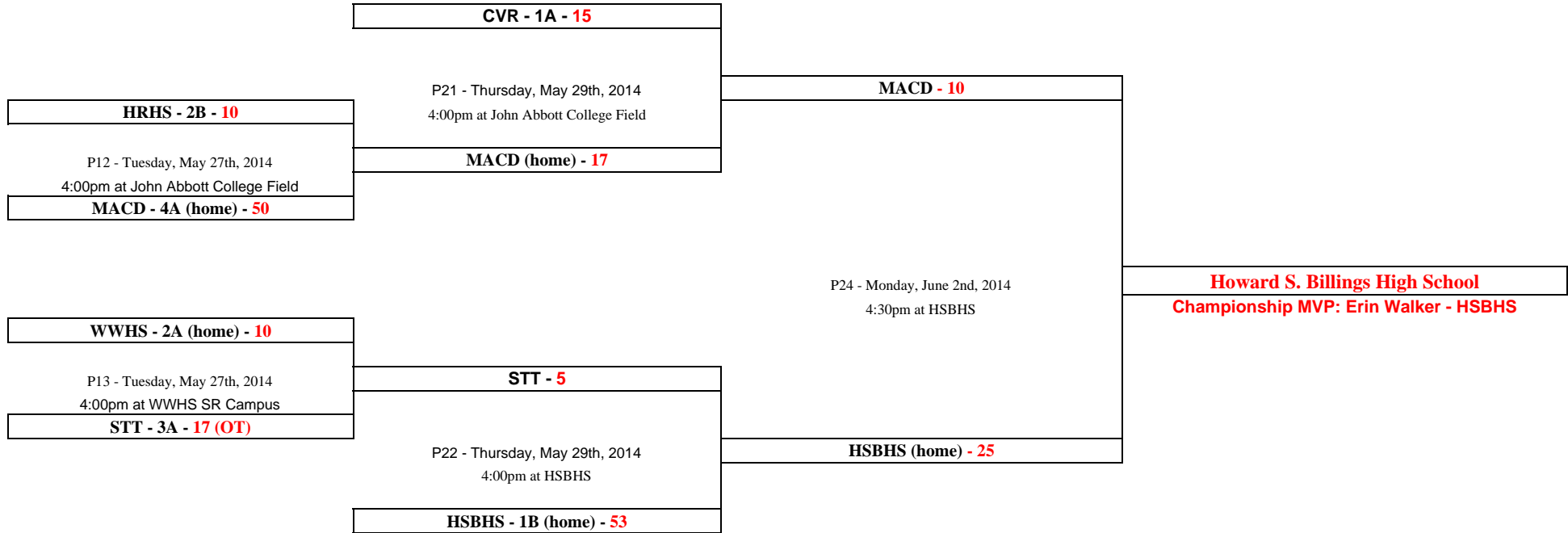
4:00pm at Ed Meagher Field

ROYAL - 1B (home) - 33

Juvenile Girls Division 1

Top 4 teams from section A and top 2 teams from section B make it

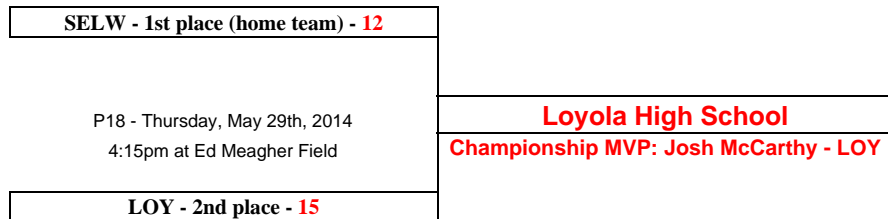
Quarter Finals **Semi Final** **Final** **Champions**



Midget Boys 1

Top 2 teams make it

Final **Champions**



Midget Boys Division 3

Top 4 teams make it

Semi Final **Final** **Champions**

****IF WWHS hosts May 23 time for game will be 3:45pm**

WWHS - 1st place (home) - 13 (OT)
P4 - Friday, May 23rd, 2014 3:45pm at WWHS JR Campus
ROYAL - 4th place - 10

WWHS (home) - 29
P15 - Wednesday, May 28th, 2014 4:45pm at Westwood HS JR Campus - DH
BHS - 32 (PK)

Beaconsfield High School

CVR - 2nd place - 13
P5 - Friday, May 23rd, 2014 4:45pm at Beaconsfield HS
BHS - 3rd place (home) - 32

Midget Girls Division 1

Top 2 teams make it

Final	Champions
-------	-----------

WWHS - 1st place (home) - 29
P16 - Wednesday, May 28th, 2014 3:30pm at WWHS JR CAMPUS - DH
CVR - 2nd place - 0

Westwood High School

Bantam Boys 1 - 10s

Top 2 teams from each section make it

Semi Final	Final	Champions
------------	-------	-----------

STT - 1A (home) - 75
P6 - Monday, May 26th, 2014 3:00pm at Terra Cotta
LOY - 2B - 0

STT - 12
P19 - Thursday, May 29th, 2014 3:00pm at Ed Meagher Field
LCCHS (home team) - 35

LaSalle Community Comp. HS
Championship MVP: Kayden Nichols - LCCHS

LCCHS - 1B (home) - 56
P7 - Monday, May 26th, 2014 4:00pm at Riverside Park
WWHS - 2A - 0

Midget Boys 1 - 10s

Top 3 teams make it

Final	Champions
-------	-----------

****IF WIC wins they cannot play on May 29 or 30**

MSGR - 1st place (home) - 45

P23 - Monday, June 2nd, 2014
4:00pm at Monseigneur Richard

Ecole Monseigneur Richard

Championship MVP: Andrew Richa - MSGR

WIC - 2nd place (home) - 56

P14 - Tuesday, May 27th, 2014
4:00pm at West Island College

WIC - 0

CJB - 3rd place - 39

G.M.A.A. Rugby Final Standings 2014

12/06/2014 11:57						
	School	Games	Win	Loss	Tie	Points
Juvenile Boys 1A						
4	Loyola High School	4	4	0	0	8
	St. Thomas High School	4	3	1	0	6
	Selwyn House School	4	2	2	0	4
	Chateauguay Valley Regional High School	4	1	3	0	2
	Lindsay Place High School	4	0	4	0	0
Juvenile Boys 3A						
6	Beaconsfield High School	5	5	0	0	10
	Lasalle Community Comprehensive HS	5	3	2	0	6
	John Rennie High School	6	3	3	0	6
	Lakeside Academy	6	0	6	0	0
OUT	Laurier Senior High School	0	0	0	0	0
OUT	Macdonald High School	0	0	0	0	0
Juvenile Boys 3B						
6	Royal West Academy	6	6	0	0	12
	College Jean de Brebeuf	6	5	1	0	10
	Heritage Regional High School	6	4	2	0	8
	Westmount High School	6	3	3	0	6
	LaurenHill Academy	6	2	4	0	4
	Ecole Secondaire Georges Vanier	6	1	5	0	2
	Marymount Academy	6	0	6	0	0
Juvenile Girls 1A						
6	Chateauguay Valley Regional High School	4	4	0	0	8
	Westwood High School	5	4	1	0	8
	MacDonald High School	5	4	1	0	8
	St. Thomas High School	6	4	2	0	8
	Beaconsfield High School	6	2	4	0	4
	Lindsay Place High School	6	1	5	0	2
	Laurier Senior High School	6	0	6	0	0
Juvenile Girls 1B						
6	Howard S. Billings High School	6	6	0	0	12
	Heritage Regional High School	6	4	2	0	8
	Royal West Academy	6	1	4	1	3
	LaurenHill Academy	6	0	5	1	1
Midget Boys 1A						
6	Selwyn House School	6	5	1	0	10
	Loyola High School	6	5	1	0	10
	Lower Canada College	6	2	4	0	4
	St. Thomas High School	6	0	6	0	0
Midget Boys 3A						
6	Westwood High School	6	6	0	0	12
	Chateauguay Valley Regional High School	6	5	1	0	10
	Beaconsfield High School	6	4	2	0	8
	Royal West Academy	6	2	4	0	4
	Loyola High School	6	2	4	0	4
	John Rennie High School	6	2	4	0	4
	LaurenHill Academy	6	0	6	0	0
Midget Boys 10s						

4	Ecole Monseigneur Richard	4	4	0	0	8
	West Island College	4	2	2	0	4
	College Jean de Brebeuf	4	0	4	0	0
Midget Girls 1A						
6	Westwood High School	6	6	0	0	12
	Chateauguay Valley Regional High School	5	3	2	0	6
	ECS	5	1	4	0	2
	Westmount High School	4	0	4	0	0
Bantam Boys 1A						
	St. Thomas High School	6	5	1	0	10
6	Westwood High School	6	5	1	0	10
	West Island College	6	2	4	0	4
	Chateauguay Valley Regional High School	6	0	6	0	0
Bantam Boys 1B						
6	Lasalle Community Comprehensive HS	6	6	0	0	12
	Loyola High School	6	4	2	0	8
	Selwyn House School	6	1	5	0	2
	Royal West Academy	6	1	5	0	2

GMAA Girls Touch Football Final Standings 2014

6/12/14 11:55 AM

	School	Games	Win	Loss	Tie	#REF! Points
Juvenil						
6	Pierrefonds High School	6	5	1	0	10
	Lasalle Community Comp HS	6	4	2	0	8
	Howard S Billings HS	6	3	3	0	6
	John Rennie HS	6	0	6	0	0
Juvenil						
6	MacDonald High School	6	6	0	0	12
	Beaconsfield HS	6	5	1	0	10
	Royal West Academy	6	4	2	0	8
	LaurenHill Academy	6	3	3	0	6
	Beurling Academy	6	2	4	0	4
	College Prep International	6	1	5	0	2
	Royal Vale HS	6	0	6	0	0
Juvenil						
6	ECS	6	5	1	0	10
	Trafalgar School	6	4	2	0	8
	Face High school	6	3	3	0	6
	The Study	6	0	6	0	0
Midget						
8	Pierrefonds Comprehensive HS	6	6	0	0	12
	Lindsay Place HS	6	4	2	0	8
	LaurenHill Academy	6	2	4	0	4
	Bialik HS	0	0	0	0	0
	MacDonald High School	6	0	6	0	0
Banta						
6	Pierrefonds High School	6	5	1	0	10
	Beurling Academy	6	4	2	0	8
	Royal West Academy	6	3	3	0	6
	Bialik HS	6	0	6	0	0

Badminton Team Championships Results 2014

Bantam Girls

BG	School
First Place	JRHS
Second Place	ECS
3rd/4th Place	EMCS
3rd/4th Place	VILLA

Bantam Boys

BB	School
First Place	LAURN
Second Place	EMCS
Third Place	WWHS
Fourth Place	ROYAL

Midget Girls

MG	School
First Place	ROYAL
Second Place	VILLA
3rd/4th Place	JRHS
3rd/4th Place	LAURN

Midget Boys

MB	School
First Place	ROYAL
Second Place	MMA
Third Place	RIVHS
Fourth Place	STT

Juvenile Girls

JG	School
First Place	ECS
Second Place	JRHS
3rd/4th Place	BA
3rd/4th Place	VILLA

Juvenile Boys

JB	School
First Place	STT
Second Place	EMCS
Third Place	STG
Fourth Place	LAURN

GMAA Girls Tennis Results 2014

Teams:

Bantam	Gold	VILLA (FR) - 16 points
	Silver	LOWER CANADA COLLEGE "A" - 11.5 Points
Midget	Gold	MISS EDGAR'S AND CRAMP'S SCHOOL - 15.5 Points
	Gold	LOWER CANADA COLLEGE "A" - 15.5 Points
Juvenile	Gold	THE STUDY - 16 Points
	Silver	MISS EDGAR'S AND CRAMP'S SCHOOL - 13.5 Points

Doubles

Bantam	Gold	Sophie Rivest & Abigail Shine - LCC
	Silver	Audrey Saccomani & Andra Vele - VILLA (FR)
	Bronze	Stephania Di Battista & Gabriella Comito - LCC
Midget	Gold	Allie Bernstein & Tessa Groszman - ECS
	Silver	Andrea Naday & Leah Salzman - LCC
	Bronze	Emily Simard & Ava Catellier - ECS
Juvenile	Gold	Micaela Ostry & Keili Moore - ECS
	Silver	Alexa Antoniazzi & Julia Takacsy - STUDY
	Bronze	Stéphanie Janusauskas & Katherine Lacroix - VILLA (FR)

Singles

Bantam	Gold	Rebecca Widginton - VILLA (FR)
	Silver	Adriadna Modol - VILLA (FR)
	Bronze	Olivia Chevrier - WWHS
Midget	Gold	Emma Margles-Forgione - LCC
	Silver	Caroline Kuflik - ECS
	Bronze	Jennifer Levee - LCC
Juvenile	Gold	Élodie Petrecca - STUDY
	Silver	Sarah Petrecca - STUDY
	Bronze	Emily Pencer - ECS

GMAA Boys Tennis Results 2014

Teams:

--	--	--

Bantam	Gold	LOWER CANADA COLLEGE "A" - 13.5 Points
	Silver	SELWYN HOUSE - 7.5 Points
Midget	Gold	LOWER CANADA COLLEGE "A" - 14.5 Points
	Silver	HERZLIAH HIGH SCHOOL - 9 Points
Juvenile	Gold	ÉCOLE MAIMONIDE - 10 Points
	Silver	JOHN RENNIE HIGH SCHOOL - 9 Points

Doubles

Bantam	Gold	Eaven Attie & Oliver Iuponio - LOY
	Silver	Lucas Isenberg & Andrew Greenspoon - LCC
	Bronze	Will McLernon & Thomas Dohney - SELW
Midget	Gold	Gabriel Dayan & Matthew Steinlauf - HZHS
	Silver	Ryan Kalisky & Joshua Black - LCC
	Bronze	Oren Eisman & Jake Sheftman - BIAL
Juvenile	Gold	Spiro Haloulos & Jovi Restrepo - LAURN
	Silver	Jules Gagnon & Aidan Walter - SELW
	Bronze	Yaniv Tordjmah & Nathanel Meguira - MAI

Singles

Bantam	Gold	Luka Nissen - WWHS
	Silver	Samuel Perez - HZHS
	Bronze	Ryan Shiff - LCC
Midget	Gold	Gabriel Mashaal - LCC
	Silver	Sami Kahloun - KUPER
	Bronze	William Bouchard - LCC
Juvenile	Gold	Dominic Lacombe - JRHS
	Silver	John Molson - SELW
	Bronze	Nathaniel Fhima - MAI

Touch Football Playoffs 2014

03/06/2014 14:27

<i>Semis</i>	<i>Juvenile Girls Division 1 Finals</i>	<i>Champions</i>
PCHS - 1st (Home) - 27		
P1 - Friday, May 23rd - 4:15 pm	PCHS (Home) - 19	
JRHS - 4th - 0		
	P11 - Thursday, May 29th - 3:00pm at PCHS	Pierrefonds Comprehensive HS Championship MVP:
HSBHS - 3rd - 0		
P2 - Friday, May 23rd - 4:00pm	LCCHS - 12	
LCCHS - 2nd (Home) - 21		

<i>Quarters</i>	<i>Juvenile Girls Division 3 Semis</i>	<i>Finals</i>	<i>Champions</i>
	MACD - 1A (Home) - 16		
	P9 - Monday, May 26th - 4:00pm	MACD (Home) - 20	
2B (Home) - TRAF - 14	TRAF - 0		
P3 - Friday, May 23rd - 3:45pm- at Westmount HS			
4A - LAURN - 13			
		P14 - Friday, May 30th - 4:15pm at MACD HS	MacDonald High School Championship MVP:
3A - ROYAL - 20			
P4 - Friday, May 23rd - 3:15pm	BHS - 22		
2A (Home) - BHS - 21 (OT)			
	P10 - Monday, May 26th - 4:00pm - at King George park	BHS - 0	
	ECS - 1B (Home) - 14		

<i>Semis</i>	<i>Midget Girls Division 1 Finals</i>	<i>Champions</i>
1st (Home) - PCHS 2		
P5 - Friday, May 23rd - 3:00pm (DH)	PCHS (Home) - 0	
4th - MACD - 0		

	P12 - Tuesday, May 27th - 4:00pm at PCHS	Lindsay Place High School Championship MVP:
3rd - LAURN - 0		
P6 - Friday, May 23rd -at Terra Cotta - 3:00pm	LPHS - 27	
2nd (Home) - LPHS - 25		

<i>Semis</i>	<i>Bantam Girls Division 1 Finals</i>	<i>Champions</i>
PCHS - 1st (Home) - 20		
P7 - Monday, May 26th - 4:00pm	PCHS (Home) - 21	
BIAL - 4th - 0		
	P13 - Monday, June 2nd - 3:30pm at PCHS	Pierrefonds Comprehensive HS Championship MVP: Kristina Velenosi - PCHS
ROYAL - 3rd - 2		
P8 - Tuesday, May 27th - at Queen Elizabeth park - 4:00pm	BA - 7	
BA - 2nd (Home) - 7		