

GMAA Girls Touch Football Standings 2015

5/22/15 12:15 PM

School	Games	Win	Loss	Tie	#REF! Points
Juvenil					
Pierrefonds High School	8	8	0	0	16
Royal West Academy	7	5	2	0	10
Beaconsfield HS	7	3	4	0	6
LaurenHill Academy	8	3	5	0	6
MacDonald High School	8	0	8	0	0
Juvenil					
Trafalgar School	8	8	0	0	16
Face High school	8	6	2	0	12
The Study	8	3	5	0	6
ECS	8	3	5	0	6
Royal Vale HS	8	0	8	0	0
Midget					
Lindsay Place HS	5	4	1	0	8
Beurling Academy	5	4	1	0	8
Lasalle Community Comp HS	5	3	2	0	6
Pierrefonds Comprehensive HS	5	3	2	0	6
Howard S Billings HS	5	1	4	0	2
Bialik HS	5	0	5	0	0

G.M.A.A. Girls Flag Football Standings 2015

22/05/2015 16:40

School	Games	Win	Loss	Tie	Points
Juvenil					
Westwood High School - WWHS	6	6	0	0	12
Kuper Academy - KUPER	6	3	3	0	6
Lindsay Place High School - LPHS	6	2	4	0	4
John Rennie HS - JRHS	6	1	5	0	2
Juvenil					
St Thomas HS - STT	6	5	1	0	10
Villa Maria High School - VILLA	6	4	2	0	8
Lower Canada College - LCC.	6	3	3	0	6
Sacred Heart School - SHSM	6	0	6	0	0
Juvenil					
Ecole Secondaire Dorval - ESD	8	8	0	0	16
West Island College - WIC	8	5	3	0	10
Lakeside Academy - LA.	8	3	5	0	6
Ecole Sec. Cavelier-De LaSalle - CDL	8	3	5	0	6
St George's School - STG	8	1	7	0	2
Midget					
Westwood High School - WWHS	8	7	1	0	14
Beaconsfield HS - BHS	8	5	3	0	10
MacDonald HS - MACD	8	3	5	0	6
Kuper Academy - KUPER	8	3	5	0	6
Riverdale High School - RIVHS	8	2	6	0	4
Midget					
Villa Maria High School - VILLA	8	7	1	0	14
St Thomas HS - STT	8	5	3	0	10
Ecole Secondaire Dorval - ESD	8	4	4	0	8
Lower Canada College - LCC.	8	4	4	0	8
Sacred Heart School - SHSM	8	0	8	0	0
Bantam					
Kuper Academy - KUPER	6	5	1	0	10
Pierrefonds Comprehensive HS - PCHS	6	5	1	0	10
St Thomas HS - STT	6	4	2	0	8
Westwood High School - WWHS	6	3	3	0	6
West Island College - WIC	6	3	3	0	6
Lower Canada College Team 1 - LCC1	6	1	5	0	2
Bialik High School - BIAL	6	0	6	0	0
Bantam					
Villa Maria High School - VILLA	6	6	0	0	12
Sacred Heart School - SHSM	6	3	3	0	6
John Paul 1 HS - JP1	6	3	3	0	6
Lower Canada College Team 2 - LCC2	6	0	6	0	0
Bantam					
Ecole Secondaire Dorval - ESD	7	7	0	0	14
Royal West Academy - ROYAL	7	6	1	0	12
Vincent Massey Collegiate - VMC	7	5	2	0	10
Riverdale High School - RIVHS	7	4	3	0	8
Ecole Sec. Cavelier-De LaSalle - CDL	7	3	4	0	6
LaurenHill Academy - LAURN	7	2	5	0	4
Trafalgar School - TRAF	7	1	6	0	2
Bialik High School - BIAL	7	0	7	0	0

G.M.A.A. Badminton Standings 2015

10/04/2015 11:08

School	Games	Win	Loss	Tie	Points
Juvenile Girls 1A					
Westwood High School	4	4	0	0	8
Pierrefonds Comprehensive HS	4	3	1	0	6
West Island College	4	2	2	0	4
Macdonald High School	4	1	3	0	2
Beaconsfield High School	4	0	4	0	0
Juvenile Girls 1B					
John Rennie High School	4	3	0	1	7
Lindsay Place High School	4	3	1	0	6
Villa Maria High School	4	2	1	1	5
St Thomas High School	4	1	3	0	2
Bialik High School	4	0	4	0	0
Juvenile Girls 1C					
Royal West Academy	6	5	0	1	11
ECS	6	4	1	1	9
Howard S Billings High School	6	0	4	2	2
LaurenHill Academy	6	0	4	2	2
Juvenile Girls 1D					
Marymount Academy	8	4	0	4	12
The Study	8	5	2	1	11
Sacred Heart School of Montreal	8	2	1	5	9
Westmount High School	8	2	4	2	6
Trafalgar High School	8	0	6	2	2
Juvenile Boys 1A					
Emmanuel Christian School	5	4	0	1	9
West Island College	5	4	0	1	9
Pierrefonds Comprehensive HS	5	3	2	0	6
Riverdale High School	5	2	3	0	4
Macdonald High School	5	1	4	0	2
Beaconsfield High School	5	0	5	0	0
Juvenile Boys 1B					
Royal West Academy	4	3	0	1	7
St Thomas High School	4	3	0	1	7
Lindsay Place High School	4	0	2	2	2
John Rennie High School	4	0	3	1	1
Lakeside Academy	2	0	2	0	0
Juvenile Boys 1C					
Marymount Academy	5	5	0	0	10
St Georges High School	5	3	1	1	7
Westmount High School	5	3	2	0	6
LaurenHill Academy	5	2	2	1	5
Lasalle Community Comprehensive HS	5	1	4	0	2
Laurier MacDonald HS	5	0	5	0	0
Midget Girls 1A					
Westwood High School	4	2	0	2	6
Beaconsfield High School	4	2	1	1	5
Pierrefonds Comprehensive HS	4	2	1	1	5
Macdonald High School	4	1	3	0	2
West Island College	4	0	2	2	2
Midget Girls 1B					
John Rennie High School	4	4	0	0	8

Villa Maria High School	4	2	1	1	5
Riverdale High School	4	1	1	2	4
Lindsay Place High School	4	1	2	1	3
St Georges High School	4	0	4	0	0
Midget Girls 1C					
ECS	6	6	0	0	12
Royal West Academy	6	4	2	0	8
LaurenHill Academy	6	2	4	0	4
Howard S Billings High School	6	0	6	0	0
Midget Girls 1D					
Sacred Heart School of Montreal	6	6	0	0	12
Trafalgar High School	6	4	2	0	8
Rosemount High School	6	1	5	0	2
Westmount High School	6	1	5	0	2
Midget Boys 1A					
Riverdale High School	4	3	0	1	7
Westwood High School	4	3	1	0	6
Pierrefonds Comp. High School	4	2	1	1	5
Beaconsfield High School	4	1	3	0	2
Macdonald High School	4	0	4	0	0
Midget Boys 1B					
Royal West Academy	6	5	0	1	11
Howard S Billings High School	6	3	1	2	8
John Rennie High School	6	2	3	1	5
St Thomas High School	6	0	6	0	0
Midget Boys 1C					
LaurenHill Academy	5	5	0	0	10
Marymount Academy	5	4	1	0	8
St Georges High School	5	3	2	0	6
Selwyn House School	4	1	3	0	2
Westmount High School	5	1	4	0	2
Rosemount High School	4	0	4	0	0
Bantam Girls 1A					
Emmanuel Christian School	4	4	0	0	8
Beaconsfield High School	4	1	1	2	4
Westwood High School	4	1	1	2	4
Pierrefonds Comp. High School	4	0	2	2	2
Macdonald High School	4	0	2	2	2
Bantam Girls 1B					
Villa Maria High School	6	6	0	0	12
Lindsay Place High School	6	1	2	3	5
St Thomas High School	6	1	2	3	5
John Rennie High School	6	0	4	2	2
St Georges High School	0	0	0	0	0
Bantam Girls 1C					
ECS	6	6	0	0	12
Royal West Academy	6	3	3	0	6
LaurenHill Academy	6	3	3	0	6
Howard S Billings High School	6	0	6	0	0
Bantam Girls 1D					
The Study	10	9	0	1	19
Sacred Heart School of Montreal	10	7	1	2	16
Trafalgar School	10	6	3	1	13
Westmount High School	10	4	6	0	8
Marymount Academy	10	2	8	0	4
Rosemount High School	10	0	10	0	0

Bantam Boys 1A					
Beaconsfield High School	5	3	0	2	8
Pierrefonds Comprehensive HS	5	3	1	1	7
West Island College	5	2	1	2	6
Westwood High School	5	2	2	1	5
Macdonald High School	5	1	4	0	2
Emmanuel Christian School	5	0	3	2	2
Bantam Boys 1B					
John Rennie High School	6	5	0	1	11
Royal West Academy	6	3	2	1	7
Howard S Billings High School	6	2	4	0	4
St Thomas High School	6	1	5	0	2
Bantam Boys 1C					
St Georges High School	6	6	0	0	12
LaurenHill Academy	6	4	2	0	8
Westmount High School	6	1	4	1	3
Selwyn House School	6	0	5	1	1

274

G.M.A.A. Badminton Schedule 2015

10/04/2015 11:02

#	Score	Date	Visitors			Score	Home			Score	Off	Time	Location
	Sheets		B/ G	Sect.	School		B/ G	Sect.	School				
1	*	Feb 16th	MG	1A	WIC	8	MG	1A	WWHS	8		3:00	at WWHS SR.
2	*	Feb 16th	JG	1A	WIC	6	JG	1A	WWHS	10		3:00	at WWHS SR.
3	*	Feb 17th	BB	1A	BHS	8	BB	1A	WIC	8		4:00	at WIC
4	*	Feb 17th	JB	1A	BHS	0	JB	1A	WIC	16		4:00	at WIC
5	*	Feb 17th	BB	1A	WWHS	8	BB	1A	EMCS	8		4:00	at EMCS
6	*	Feb 17th	BB	1B	STT	0	BB	1B	ROYAL	16		3:30	at ROYAL
7	*	Feb 17th	MB	1B	STT	0	MB	1B	ROYAL	16		3:30	at ROYAL
8	*	Feb 17th	JB	1B	STT	8	JB	1B	ROYAL	8		3:30	at ROYAL
9	*	Feb 18th	MB	1A	RIVHS	10	MB	1A	WWHS	6	*	2:30	at WWHS Sr

10	*	Feb 19th	BG	1B	JRHS	8	BG	1B	LPHS	8	4:00	at LPHS	
11	*	Feb 19th	MG	1B	JRHS	12	MG	1B	LPHS	4	4:00	at LPHS	
12	*	Feb 19th	JG	1B	JRHS	10	JG	1B	LPHS	6	4:00	at LPHS	
18	*	Feb 24th	BB	1A	WWHS	12	BB	1A	MACD	4	4:00	at MACD	
19	*	Feb 24th	MB	1A	WWHS	14	MB	1A	MACD	2	4:00	at MACD	
20	*	Feb 24th	BB	1B	STT	4	BB	1B	JRHS	12	4:00	at JRHS	
21	*	Feb 24th	MB	1B	STT	2	MB	1B	JRHS	14	4:00	at JRHS	
22	*	Feb 24th	JB	1B	STT	12	JB	1B	JRHS	4	4:00	at JRHS	
28	*	Feb 26th	BB	1A	EMCS	6	BB	1A	WIC	10	4:00	at WIC	
29	*	Feb 26th	JB	1A	EMCS	8	JB	1A	WIC	8	4:00	at WIC	
32	*	March 9th	BG	1C	HSBHS	0	BG	1C	ROYAL	16	*	3:30	at ROYAL
33	*	March 9th	MG	1C	HSBHS	0	MG	1C	ROYAL	16	*def	3:30	at ROYAL
34	*	March 9th	JG	1C	HSBHS	2	JG	1C	ROYAL	14	*	3:30	at ROYAL
35	*	March 10th	BB	1A	EMCS	8	BB	1A	BHS	8	4:00	at BHS	
36	*	March 10th	JB	1A	EMCS	16	JB	1A	BHS	0	4:00	at BHS	
39	*	March 10th	BG	1A	EMCS	16	BG	1A	BHS	0	4:00	at BHS	
40	*	March 10th	JG	1B	STT	12	JG	1B	BIAL	4	4:00	at BIAL	
255	*	March 10th	MB	1B	HSBHS	0	MB	1B	ROYAL	16	3:30	at ROYAL	
41	*	March 11th	BB	1A	WIC	4	BB	1A	WWHS	12	4:00	at WWHS Jr.	
42	*	March 11th	BB	1B	HSBHS	10	BB	1B	STT	6	3:00	at STT	
43	*	March 11th	MB	1B	HSBHS	12	MB	1B	STT	4	3:00	at STT	
44	*	March 11th	JB	1B	ROYAL	16	JB	1B	LPHS	0	3:45	at LPHS	
45	*	March 11th	BG	1B	VILLA	14	BG	1B	LPHS	2	4:00	at LPHS	
46	*	March 11th	MG	1B	VILLA	10	MG	1B	LPHS	6	4:00	at LPHS	
47	*	March 11th	JG	1B	VILLA	4	JG	1B	LPHS	12	4:00	at LPHS	
48	*	March 11th	BG	1C	HSBHS	2	BG	1C	LAURN	14	3:30	at LAURN SR.	
49	*	March 11th	MG	1C	HSBHS	4	MG	1C	LAURN	12	3:30	at LAURN SR.	
50	*	March 11th	JG	1C	HSBHS	8	JG	1C	LAURN	8	3:30	at LAURN SR.	
51	*	March 12th	MB	1C	LAURN	12	MB	1C	MMA	4	3:45	at MMA	
52	*	March 12th	JB	1C	LAURN	4	JB	1C	MMA	12	3:45	at MMA	
53	*	March 12th	JB	1C	LMAC	2	JB	1C	MMA	14	3:45	at MMA	
54	*	March 12th	JB	1C	LMAC	4	JB	1C	LAURN	12	3:45	at MMA	
55	*	March 12th	BG	1A	MACD	0	BG	1A	EMCS	16	4:00	at EMCS	
56	*	March 12th	JG	1B	JRHS	16	JG	1B	BIAL	0	4:00	at BIAL	
57	*	March 12th	BB	1A	MACD	4	BB	1A	BHS	12	4:00	at BHS	
58	*	March 12th	MB	1A	MACD	6	MB	1A	BHS	10	4:00	at BHS	
59	*	March 12th	JB	1A	MACD	14	JB	1A	BHS	2	4:00	at BHS	
60	*	March 13th	MB	1C	RHS	4	MB	1C	WHS	12	3:45	at WHS	
61	*	March 13th	JB	1C	LCCHS	2	JB	1C	WHS	14	3:45	at WHS	
62	*	March 16th	MB	1A	BHS	0	MB	1A	RIVHS	16	3:00	at RIVHS	

63	*	March 16th	JB	1A	BHS	6	JB	1A	RIVHS	10		3:00	at RIVHS
64	*	March 16th	BB	1A	WIC	16	BB	1A	MACD	0	def	4:00	at MACD
65	*	March 16th	JB	1A	WIC	14	JB	1A	MACD	2		4:00	at MACD
66	*	March 16th	JB	1B	LPHS	4	JB	1B	STT	12		3:00	at STT
67	*	March 16th	BG	1A	MACD	6	BG	1A	BHS	10		4:00	at BHS
68	*	March 16th	MG	1A	MACD	0	MG	1A	BHS	16	def	4:00	at BHS
69	*	March 16th	JG	1A	MACD	12	JG	1A	BHS	4		4:00	at BHS
70	*	March 16th	MG	1B	RIVHS	2	MG	1B	JRHS	14		3:45	at JRHS
71		March 17th	BB	1C	STG	14	BB	1C	LAURN	2		3:45	at LAURN JR.
72		March 17th	MB	1C	STG	2	MB	1C	LAURN	14		3:45	at LAURN JR.
73		March 17th	JB	1C	STG	8	JB	1C	LAURN	8		3:45	at LAURN JR.
74		March 17th	JB	1C	LCCHS	10	JB	1C	LMAC	6		3:15	at LMAC
13	*	March 17th	BG	1A	WWHS	8	BG	1A	BHS	8		4:00	at BHS
16	*	March 17th	MG	1A	WWHS	10	MG	1A	BHS	6		4:00	at BHS
17	*	March 17th	JG	1A	WWHS	14	JG	1A	BHS	2		4:00	at BHS
76	*	March 17th	MG	1B	VILLA	14	MG	1B	STG	2		3:30	at STG
77	*	March 18th	BB	1A	WWHS	6	BB	1A	BHS	10		4:00	at BHS
78	*	March 18th	MB	1A	WWHS	16	MB	1A	BHS	0		4:00	at BHS
79	*	March 18th	BB	1C	SELW	2	BB	1C	STG	14		3:15	at STG
80	*	March 18th	MB	1C	SELW	6	MB	1C	STG	10		3:15	at STG
81	*	March 18th	MB	1C	RHS	0	MB	1C	STG	16		3:15	at STG
82	*	March 18th	BG	1C	ECS	16	BG	1C	HSBHS	0		3:30	at HSBHS
83	*	March 18th	MG	1C	ECS	16	MG	1C	HSBHS	0		3:30	at HSBHS
84	*	March 18th	JG	1C	ECS	12	JG	1C	HSBHS	4		3:30	at HSBHS
85	*	March 18th	BG	1D	MMA	0	BG	1D	SHSM	16		4:00	at SHSM
86	*	March 18th	MG	1D	RHS	0	MG	1D	SHSM	16		4:00	at SHSM
87	*	March 18th	BG	1D	RHS	0	BG	1D	SHSM	16	def	4:00	at SHSM
88	*	March 18th	JG	1D	MMA	8	JG	1D	SHSM	8		4:00	at SHSM
89	*	March 18th	BG	1D	MMA	16	BG	1D	RHS	0	def	4:00	at SHSM
90	*	March 18th	BB	1B	JRHS	14	BB	1B	STT	2		3:30	at STT
91	*	March 18th	MB	1B	JRHS	16	MB	1B	STT	0		3:30	at STT
92	*	March 19th	BB	1A	EMCS	2	BB	1A	PCHS	14		3:30	at PCHS
93	*	March 19th	JB	1A	EMCS	12	JB	1A	PCHS	4		3:30	at PCHS
94	*	March 19th	BG	1A	WWHS	8	BG	1A	MACD	8		4:00	at MACD
95	*	March 19th	BG	1A	EMCS	12	BG	1A	PCHS	4		3:30	at PCHS
96	*	March 19th	BG	1B	STT	8	BG	1B	LPHS	8		4:00	at LPHS
97	*	March 19th	JG	1B	STT	4	JG	1B	LPHS	12		4:00	at LPHS
98	*	March 19th	BG	1B	JRHS	2	BG	1B	VILLA	14		3:30	at VILLA
99	*	March 19th	MG	1B	JRHS	12	MG	1B	VILLA	4		3:30	at VILLA
100	*	March 19th	JG	1B	JRHS	8	JG	1B	VILLA	8		3:30	at VILLA

103	*	March 20th	MB	1C	SELW	4	MB	1C	MMA	12		3:45	at MMA
104	*	March 23rd	JB	1A	RIVHS	2	JB	1A	WIC	14		3:15	at WIC
105	*	March 23rd	BB	1A	BHS	10	BB	1A	PCHS	6	*	4:00	at PCHS
106	*	March 23rd	MB	1A	BHS	4	MB	1A	PCHS	12	*	4:00	at PCHS
107	*	March 23rd	JB	1A	BHS	0	JB	1A	PCHS	16	*	4:00	at PCHS
108	*	March 23rd	BB	1C	LAURN	16	BB	1C	WHS	0		3:30	at WHS
109	*	March 23rd	MB	1C	MMA	16	MB	1C	WHS	0		3:30	at WHS
110	*	March 23rd	JB	1C	MMA	14	JB	1C	WHS	2		3:30	at WHS
111		March 23rd	MG	1A	MACD	10	MG	1A	WIC	6		4:00	at WIC
112		March 23rd	JG	1A	MACD	6	JG	1A	WIC	10		4:00	at WIC
113	*	March 23rd	BG	1A	BHS	8	BG	1A	PCHS	8	*	4:00	at PCHS
114	*	March 23rd	MG	1A	BHS	10	MG	1A	PCHS	6	*	4:00	at PCHS
115	*	March 23rd	JG	1A	BHS	6	JG	1A	PCHS	10	*	4:00	at PCHS
116	*	March 23rd	BG	1D	MMA	0	BG	1D	SHSM	16		4:00	at SHSM
117	*	March 23rd	BG	1D	WHS	0	BG	1D	SHSM	16		4:00	at SHSM
118	*	March 23rd	BG	1D	WHS	12	BG	1D	MMA	4		4:00	at SHSM
119	*	March 23rd	MG	1D	WHS	4	MG	1D	SHSM	12		4:00	at SHSM
120	*	March 23rd	JG	1D	MMA	8	JG	1D	SHSM	8		4:00	at SHSM
121	*	March 23rd	JG	1D	WHS	4	JG	1D	SHSM	12		4:00	at SHSM
122	*	March 23rd	JG	1D	WHS	4	JG	1D	MMA	12		4:00	at SHSM
123	*	March 24th	BB	1A	MACD	2	BB	1A	PCHS	14		3:45	at PCHS
124	*	March 24th	MB	1A	MACD	0	MB	1A	PCHS	16		3:45	at PCHS
125	*	March 24th	JB	1A	MACD	2	JB	1A	PCHS	14		3:45	at PCHS
126	*	March 24th	JB	1B	JRHS	6	JB	1B	LA	10		3:45	at LA
127	*	March 24th	JB	1B	LPHS	8	JB	1B	LA	8		3:45	at LA
128	*	March 24th	JB	1B	JRHS	8	JB	1B	LPHS	8		3:45	at LA
129	*	March 24th	BB	1C	WHS	8	BB	1C	SELW	8		3:30	at SELW
130	*	March 24th	BG	1A	WWHS	4	BG	1A	EMCS	12		4:00	at EMCS
131	*	March 24th	BG	1A	MACD	8	BG	1A	PCHS	8		3:45	at PCHS
132	*	March 24th	MG	1A	MACD	6	MG	1A	PCHS	10		3:45	at PCHS
133	*	March 24th	JG	1A	MACD	2	JG	1A	PCHS	14		3:45	at PCHS
134	*	March 24th	JG	1B	BIAL	0	JG	1B	LPHS	15		4:00	at LPHS
135	*	March 24th	MG	1B	RIVHS	16	MG	1B	STG	0	*	3:30	at STG
136	*	March 24th	BG	1B	VILLA	14	BG	1B	STT	2		3:30	at STT
137	*	March 24th	JG	1B	VILLA	14	JG	1B	STT	2		3:30	at STT
138	*	March 24th	BG	1C	ECS	16	BG	1C	LAURN	0		3:30	at LAURN SR.
139	*	March 24th	MG	1C	ECS	16	MG	1C	LAURN	0		3:30	at LAURN SR.
140	*	March 24th	JG	1C	ECS	12	JG	1C	LAURN	4		3:30	at LAURN SR.
141	*	March 24th	BG	1D	MMA	0	BG	1D	TRAF	16		3:30	at TRAF
142	*	March 24th	JG	1D	MMA	14	JG	1D	TRAF	2		3:30	at TRAF

143	*	March 25th	BB	1B	ROYAL	6	BB	1B	STT	10	3:30	at STT
144	*	March 25th	MB	1B	ROYAL	16	MB	1B	STT	0	3:30	at STT
145	*	March 25th	BB	1C	WHS	2	BB	1C	STG	14	3:30	at STG
146	*	March 25th	BG	1D	STUDY	14	BG	1D	WHS	2	3:30	at WHS
147	*	March 25th	JG	1D	STUDY	12	JG	1D	WHS	4	3:30	at WHS
148	*	March 25th	BG	1D	STUDY	16	BG	1D	RHS	0	3:30	at WHS
26		March 25th	MG	1A	BHS	8	MG	1A	WIC	8	4:30	at WIC
27		March 25th	JG	1A	BHS	6	JG	1A	WIC	10	4:30	at WIC
149	*	Mach 26th	BB	1B	HSBHS	4	BB	1B	JRHS	12	3:45	at JRHS
150	*	Mach 26th	MB	1B	HSBHS	8	MB	1B	JRHS	8	3:45	at JRHS
152	*	March 26th	MB	1C	RHS	0	MB	1C	LAURN	16	3:45	at LAURN JR.
153	*	March 26th	BB	1C	SELW	6	BB	1C	WHS	10	3:30	at WHS
154	*	March 26th	MB	1C	SELW	12	MB	1C	WHS	4	3:30	at WHS
155	*	March 26th	BG	1A	PCHS	6	BG	1A	WWHS	10	3:00	at WWHS SR.
156	*	March 26th	MG	1A	PCHS	8	MG	1A	WWHS	8	3:00	at WWHS SR.
157	*	March 26th	JG	1A	PCHS	4	JG	1A	WWHS	12	3:00	at WWHS SR.
159	*	March 26th	BG	1C	LAURN	16	BG	1C	HSBHS	0	3:30	at HSBHS
160	*	March 26th	MG	1C	LAURN	14	MG	1C	HSBHS	2	3:30	at HSBHS
161	*	March 26th	JG	1C	LAURN	8	JG	1C	HSBHS	8	3:30	at HSBHS
162	*	March 26th	BG	1D	TRAF	0	BG	1D	SHSM	16	3:30	at SHSM
163	*	March 26th	BG	1D	STUDY	12	BG	1D	SHSM	4	3:30	at SHSM
164	*	March 26th	BG	1D	STUDY	16	BG	1D	TRAF	0	3:30	at SHSM
165	*	March 26th	MG	1D	TRAF	6	MG	1D	SHSM	10	3:30	at SHSM
166	*	March 26th	JG	1D	TRAF	8	JG	1D	SHSM	8	3:30	at SHSM
167	*	March 26th	JG	1D	STUDY	10	JG	1D	SHSM	6	3:30	at SHSM
168	*	March 26th	JG	1D	STUDY	12	JG	1D	TRAF	4	3:30	at SHSM
209	*	March 26th	JB	1B	STT	12	JB	1B	LA.	4	2:15	at LA
285	*	March 26th	BG	1B	LPHS	8	BG	1B	STT	8	4:15	at STT
170	*	March 27th	MG	1B	STG	0	MG	1B	LPHS	16	4:00	at LPHS
171	*	March 27th	BG	1D	TRAF	12	BG	1D	WHS	4	3:30	at WHS
172	*	March 27th	MG	1D	TRAF	12	MG	1D	WHS	4	3:30	at WHS
173	*	March 27th	MG	1D	TRAF	14	MG	1D	RHS	2	3:30	at WHS
174	*	March 27th	MG	1D	RHS	10	MG	1D	WHS	6	3:30	at WHS
175	*	March 27th	JG	1D	TRAF	6	JG	1D	WHS	10	3:30	at WHS
176	*	March 27th	BG	1D	TRAF	16	BG	1D	RHS	0	3:30	at WHS
177	*	March 27th	BG	1D	RHS	0	BG	1D	WHS	16	3:30	at WHS
178	*	March 30th	MB	1A	RIVHS	12	MB	1A	MACD	4	3:45	at MACD
179	*	March 30th	JB	1A	RIVHS	12	JB	1A	MACD	4	3:45	at MACD
180	*	March 30th	BB	1A	WIC	8	BB	1A	PCHS	8	4:00	at PCHS
181	*	March 30th	JB	1A	WIC	10	JB	1A	PCHS	6	4:00	at PCHS

182	*	March 30th	JB	1B	ROYAL	14	JB	1B	LA.	2	4:00	at LA
183	*	March 30th	BB	1B	STT	4	BB	1B	HSBHS	12	3:00	at HSBHS
184	*	March 30th	MB	1B	STT	2	MB	1B	HSBHS	14	3:00	at HSBHS
185	*	March 30th	JB	1C	WHS	16	JB	1C	LMAC	0	3:30	at LMAC
186	*	March 30th	MG	1A	WIC	4	MG	1A	PCHS	12	4:00	at PCHS
187	*	March 30th	JG	1A	WIC	6	JG	1A	PCHS	10	4:00	at PCHS
188	*	March 30th	MG	1A	MACD	6	MG	1A	WWHS	10	3:45	at WWHS SR.
189	*	March 30th	JG	1A	MACD	2	JG	1A	WWHS	14	3:45	at WWHS SR.
280	*	March 30th	BG	1B	STT	0	BG	1B	VILLA	16	3:30	at VILLA
191	*	March 30th	MG	1B	STG	0	MG	1B	JRHS	16	3:45	at JRHS
192	*	March 30th	BG	1C	ECS	16	BG	1C	ROYAL	0	*	3:30 at ROYAL
193	*	March 30th	MG	1C	ECS	12	MG	1C	ROYAL	4	*	3:30 at ROYAL
194	*	March 30th	JG	1C	ECS	8	JG	1C	ROYAL	8	*	3:30 at ROYAL
195	*	March 30th	BG	1D	SHSM	12	BG	1D	WHS	4	3:30	at WHS
196	*	March 30th	MG	1D	SHSM	12	MG	1D	WHS	4	3:30	at WHS
198	*	March 30th	MG	1D	RHS	6	MG	1D	SHSM	10	3:30	at WHS
199	*	March 30th	JG	1D	SHSM	8	JG	1D	WHS	8	3:30	at WHS
201	*	March 30th	BG	1D	RHS	0	BG	1D	SHSM	16	3:30	at WHS
202	*	March 30th	BG	1D	STUDY	16	BG	1D	MMA	0	4:00	at MMA
203	*	March 30th	JG	1D	STUDY	8	JG	1D	MMA	8	4:00	at MMA
235	*	March 30th	MB	1C	MMA	10	MB	1C	STG	6	3:00	at STG
236	*	March 30th	JB	1C	MMA	16	JB	1C	LCCHS	0	3:00	at STG
237	*	March 30th	JB	1C	LCCHS	2	JB	1C	STG	14	3:00	at STG
238	*	March 30th	JB	1C	MMA	14	JB	1C	STG	2	3:00	at STG
205	*	March 31st	BB	1A	EMCS	0	BB	1A	MACD	16	def	4:00 at MACD
206	*	March 31st	JB	1A	EMCS	14	JB	1A	MACD	2	4:00	at MACD
207	*	March 31st	BB	1A	PCHS	12	BB	1A	WWHS	4	3:30	at WWHS SR.
208	*	March 31st	MB	1A	PCHS	4	MB	1A	WWHS	12	3:30	at WWHS SR.
210	*	March 31st	BB	1B	JRHS	8	BB	1B	ROYAL	8	3:30	at ROYAL
211	*	March 31st	MB	1B	JRHS	4	MB	1B	ROYAL	12	3:30	at ROYAL
212	*	March 31st	BB	1C	LAURN	14	BB	1C	SELW	2	3:15	at SELW
213	*	March 31st	BB	1C	STG	14	BB	1C	SELW	2	3:15	at SELW
214	*	March 31st	BB	1C	STG	14	BB	1C	LAURN	2	3:15	at SELW
215	*	March 31st	MG	1B	RIVHS	8	MG	1B	LPHS	8	4:00	at LPHS
216		March 31st	BG	1B	STT	16	BG	1B	JRHS	0	def	4:00 at JRHS
217		March 31st	JG	1B	STT	6	JG	1B	JRHS	10	4:00	at JRHS
218	*	March 31st	BG	1C	LAURN	0	BG	1C	ECS	16	3:30	at ECS
219	*	March 31st	MG	1C	LAURN	0	MG	1C	ECS	16	3:30	at ECS
220	*	March 31st	JG	1C	LAURN	0	JG	1C	ECS	16	3:30	at ECS
221	*	March 31st	BG	1D	TRAF	10	BG	1D	WHS	6	3:30	at WHS

222	*	March 31st	MG	1D	TRAF	12	MG	1D	WHS	4	3:30	at WHS
223	*	March 31st	MG	1D	TRAF	12	MG	1D	RHS	4	3:30	at WHS
224	*	March 31st	MG	1D	RHS	6	MG	1D	WHS	10	3:30	at WHS
225	*	March 31st	JG	1D	TRAF	4	JG	1D	WHS	12	3:30	at WHS
226	*	March 31st	BG	1D	TRAF	16	BG	1D	RHS	0	3:30	at WHS
227	*	March 31st	BG	1D	RHS	2	BG	1D	WHS	14	3:30	at WHS
151	*	March 31st	JB	1C	LCCHS	2	JB	1C	LAURN	14	3:45	at LAURN JR.
228	*	April 1st	BB	1B	ROYAL	0	BB	1B	JRHS	16	def	4:00 at JRHS
229	*	April 1st	MB	1B	ROYAL	12	MB	1B	JRHS	4	4:00	at JRHS
230	*	April 1st	JB	1B	ROYAL	16	JB	1B	JRHS	0	4:00	at JRHS
231	*	April 1st	MG	1B	RIVHS	8	MG	1B	VILLA	8	3:30	at VILLA
232	*	April 1st	BG	1C	LAURN	6	BG	1C	ROYAL	10	3:30	at ROYAL
233	*	April 1st	MG	1C	LAURN	2	MG	1C	ROYAL	14	3:30	at ROYAL
234	*	April 1st	JG	1C	LAURN	4	JG	1C	ROYAL	12	3:30	at ROYAL
239	*	April 1st	BG	1D	TRAF	8	BG	1D	SHSM	8	3:30	at SHSM
240	*	April 1st	BG	1D	TRAF	4	BG	1D	STUDY	12	3:30	at SHSM
241	*	April 1st	BG	1D	STUDY	8	BG	1D	SHSM	8	3:30	at SHSM
242	*	April 1st	MG	1D	TRAF	4	MG	1D	SHSM	12	3:30	at SHSM
243	*	April 1st	JG	1D	TRAF	8	JG	1D	SHSM	8	3:30	at SHSM
244	*	April 1st	JG	1D	TRAF	6	JG	1D	STUDY	10	3:30	at SHSM
245	*	April 1st	JG	1D	STUDY	6	JG	1D	SHSM	10	3:30	at SHSM
102		April 1st	MB	1C	RHS		MB	1C	SELW		3:45	at SELW
281	*	April 1st	BG	1B	VILLA	14	BG	1B	JRHS	2	3:45	at LPHS
282	*	April 1st	BG	1B	VILLA	16	BG	1B	LPHS	0	3:45	at LPHS
283	*	April 1st	BG	1B	JRHS	6	BG	1B	LPHS	10	3:45	at LPHS
246	*	April 2nd	JB	1A	RIVHS	0	JB	1A	EMCS	16	3:30	at EMCS
247	*	April 2nd	BB	1B	JRHS	12	BB	1B	HSBHS	4	3:00	at HSBHS
248	*	April 2nd	MB	1B	JRHS	0	MB	1B	HSBHS	16	def	3:00 at HSBHS
249	*	April 2nd	BB	1C	SELW	4	BB	1C	LAURN	12	3:45	at LAURN JR.
250	*	April 2nd	MB	1C	SELW	0	MB	1C	LAURN	16	3:45	at LAURN JR.
251	*	April 2nd	JG	1B	VILLA	16	JG	1B	BIAL	0	4:00	at BIAL
252	*	April 2nd	BG	1D	MMA	4	BG	1D	TRAF	12	3:30	at TRAF
253	*	April 2nd	JG	1D	MMA	10	JG	1D	TRAF	6	3:30	at TRAF
254	*	April 7th	BB	1B	HSBHS	0	BB	1B	ROYAL	16	3:30	at ROYAL
256	*	April 7th	BB	1C	STG	16	BB	1C	WHS	0	3:30	at WHS
257	*	April 7th	MB	1C	STG	14	MB	1C	WHS	2	3:30	at WHS
258	*	April 7th	JB	1C	STG	10	JB	1C	WHS	6	3:30	at WHS
259	*	April 7th	BG	1C	HSBHS	0	BG	1C	ECS	16	3:30	at ECS
260	*	April 7th	MG	1C	HSBHS	0	MG	1C	ECS	16	3:30	at ECS
261	*	April 7th	JG	1C	HSBHS	2	JG	1C	ECS	14	3:30	at ECS

262	*	April 7th	BG	1C	ROYAL	6	BG	1C	LAURN	10	3:30	at LAURN SR.
263	*	April 7th	MG	1C	ROYAL	12	MG	1C	LAURN	4	3:30	at LAURN SR.
264	*	April 7th	JG	1C	ROYAL	12	JG	1C	LAURN	4	3:30	at LAURN SR.
265	*	April 7th	JG	1D	STUDY	6	JG	1D	MMA	10	4:00	at MMA
266	*	April 7th	BG	1D	WHS	12	BG	1D	MMA	4	4:00	at MMA
267	*	April 7th	JG	1D	WHS	8	JG	1D	MMA	8	4:00	at MMA
268	*	April 7th	BG	1D	WHS	4	BG	1D	STUDY	12	4:00	at MMA
269	*	April 7th	JG	1D	WHS	4	JG	1D	STUDY	12	4:00	at MMA
270	*	April 7th	BG	1D	STUDY	16	BG	1D	MMA	0	4:00	at MMA
271	*	April 8th	MB	1A	RIVHS	8	MB	1A	PCHS	8	2:45	at PCHS
272	*	April 8th	JB	1A	RIVHS	2	JB	1A	PCHS	14	2:45	at PCHS
273	*	April 8th	JB	1C	LMAC	0	JB	1C	STG	16	3:30	at STG
23		April 8th	BG	1C	ROYAL	16	BG	1C	HSBHS	0	3:30	at HSBHS
24		April 8th	MG	1C	ROYAL	10	MG	1C	HSBHS	6	3:30	at HSBHS
25		April 8th	JG	1C	ROYAL	10	JG	1C	HSBHS	6	3:30	at HSBHS
37	*	April 8th	BB	1B	ROYAL	10	BB	1B	HSBHS	6	3:30	at HSBHS
38	*	April 8th	MB	1B	ROYAL	8	MB	1B	HSBHS	8	3:30	at HSBHS
274		April 9th	BB	1C	WHS	2	BB	1C	LAURN	14	3:45	at LAURN JR.
275		April 9th	MB	1C	WHS	0	MB	1C	LAURN	16	3:45	at LAURN JR.
276		April 9th	JB	1C	WHS	12	JB	1C	LAURN	4	3:45	at LAURN JR.
277		April 9th	BG	1C	ROYAL	0	BG	1C	ECS	16	3:30	at ECS
278		April 9th	MG	1C	ROYAL	4	MG	1C	ECS	12	3:30	at ECS
279		April 9th	JG	1C	ROYAL	10	JG	1C	ECS	6	3:30	at ECS
101		April 9th	MB	1C	RHS	2	MB	1C	MMA	14	3:45	at MMA
204		April 9th	BG	1D	RHS	2	BG	1D	MMA	14	4:00	at MMA
284	*	April 9th	BG	1B	JRHS	8	BG	1B	STT	8	4:15	at STT
286		April 10th	BG	1D	RHS	0	BG	1D	STUDY	16	3:30	at STUDY

Games to be added

Games removed

75	March 17th	BG	1B	VILLA	BG	1B	STG	3:30	at STG
158	March 26th	BG	1B	STG	BG	1B	STT	4:00	at STT
169	March 27th	BG	1B	STG	BG	1B	LPHS	4:00	at LPHS
190	March 30th	BG	1B	STG	BG	1B	JRHS	3:45	at JRHS
197	March 30th	MG	1D	RHS	MG	1D	WHS	3:30	at WHS

|

|

|

|

|

|

GMAA Girls Badminton Results 2015

Teams:

Bantam	Gold	Emmanuel Christian School
	Silver	Miss Edgar and Miss Cramps School
	Bronze	The Study
	4th Place	Villa Maria high School
Midget	Gold	Miss Edgar and Miss Cramps School
	Silver	John Rennie High School
	Bronze	Sacred Heart High School
	4th Place	Westwood High School
Juvenile	Gold	Royal West Academy
	Silver	Westwood High School
	Bronze	John Rennie High School
	4th Place	Marymount Academy

Doubles

Bantam	Gold	Camilla Djamalov / Anna Sarah Dickman(Study)
	Silver	Kelsey Lahache / Charlotte Mackenzie (ECS)
	Bronze	Morgan Biljan / Magdalena Christenssen (ECS)
	4th Place	Gabriella Marsilli / Kayla Wolf (SHSM)
Midget	Gold	Chloe Dluhosh / Kelli Moore (ECS)
	Silver	Peggy Chen / Sharon Ku (Royal)
	Bronze	Emma Darwent / Melissa Haber (RIVHS)
	4th Place	Deanna Todisco / Jessica Parsons (JRHS)
Juvenile	Gold	Chloe Wong / Lena Nayuki (VILLA)
	Silver	Jennifer Choi / Courtney Jackson (STT)
	Bronze	Maya Bedjaoui / Frederique Cannon (Study)
	4th Place	Charlotte Bernier / Martina Erdstein (ECS)

Singles

Bantam	Gold	Jun Hee Kim (EMCS)
	Silver	E. Patel (PCHS)
	Bronze	Laura Pitruzzello(SHSM)
	4th Place	Megan Bernier (ECS)
Midget	Gold	Leela Merritte (ECS)

Silver	Isabella Buchanan (ECS)
Bronze	Elizabeth Galiatsatos (VILLA)
4th Place	Barbara Napper (WWHS)

Juvenile	Gold	Steph Wang (Royal)
	Silver	Ivy Wang (Royal)
	Bronze	Christine Chung (MMA)
	4th Place	Kelly Cardazzi (JRHS)

GMAA Boys Badminton Results 2015

Teams:

Bantam	Gold	John Rennie High School
	Silver	Beaconsfield High School
	Bronze	St. Georges High School
	4th Place	LaurenHill Academy
Midget	Gold	LaurenHill Academy
	Silver	Royal West Academy
	Bronze	Marymount Academt
	4th Place	Royal Vale High School
Juvenile	Gold	Royal West Academy
	Silver	Marymount Academt
	Bronze	Emmanuel Christian High School
	4th Place	West Island College

Doubles

Bantam	Gold	Luca Rasummen/ Jason Wang (ROYAL)
	Silver	Edouard Hanot / Quinn Lagden (WIC)
	Bronze	Brandon Code / Adam Lynch (STG)
	4th Place	Michael Dym / Ben Luber (STG)
Midget	Gold	Iqbal Salam / Adeeb Rahman (MMA)
	Silver	Matthew Boscil / Michael Brown (RIVHS)
	Bronze	Camillo Luna / Brendan Calado (HSBHS)
	4th Place	Hum / Pesce (ROYAL)
Juvenile	Gold	Paul Xie / Jesse Li (ROYAL)
	Silver	Balal Yunus / Kausihan Ramakrishnan (MMA)
	Bronze	A. Uthumacumarian / S. Kanapathipillai (MMA)
	4th Place	Aoron Sossin / Liam Blount-Castonguay (ROYAL)

Singles

Bantam	Gold	Joshua Berry (Royal)
	Silver	Alan Johnson (STG)
	Bronze	Max Garson (STG)
	4th Place	Dylan Tyndall (JRHS)
Midget	Gold	Joshua Hum (ROYAL)
	Silver	Andrew Chan (LAURN)
	Bronze	A. Aird (PCHS)
	4th Place	Kevin Doughty (JRHS)
Juvenile	Gold	Andrew Chois (STT)
	Silver	Alex Bianchini (STT)
	Bronze	Nizen Thurai (MMA)
	4th Place	Adam Varghese (EMCS)

2015 GMAA Boys Championship Track & Field Meet

Thursday, May 21st, 2015

St Laurent

05/21/2015 - 05/21/2015

Meet Scores

MALE INDIVIDUAL Age Group 11 - 13			
1	PERCOPO, RICARDO	JOHN PAUL 1 HS	19.000
2	BUSBY, WAYNE ANTHONY	MACDONLALD HS	17.000
3	CONTE, ALESSIO	JOHN PAUL 1 HS	16.000
4	DESIR, HAIVEN	ROSEMOUNT HS	15.000
5	SMITH, JONAH	LOYOLA HS	14.000
5	FRANDS, MICHAEL	MACDONLALD HS	14.000
7	MASTRODOMENICO, LUCAS	LOWER CANADA COLLEGE	12.000
7	HERSCOVITCH, SEAN	BIALIK HS	12.000
7	SABELLI, NICHOLAS	VINCENT MASSEY HS	12.000
10	ORTIZ, BRIAN	LESTER B. PEARSON	10.000
10	LAFRAMBOISE, TRISTAN	JOHN PAUL 1 HS	10.000
12	MACHEY, FRED	LAVAL LIBERTY HS	9.000
12	CICERO, MASSIMO	JOHN PAUL 1 HS	9.000
14	HILBEDRAND, LOUIS	EMMANUEL CHRISTIAN	8.000
14	GERTLER, JOHN	ST. GEORGES HS	8.000
16	DELIS, TIMOTHY	LAUREN HILL ACADEMY	7.000
16	KERKLAAN, JACK	LOYOLA HS	7.000
16	YANG, THOMAS	LOWER CANADA COLLEGE	7.000
16	HWA, CALEB	LOWER CANADA COLLEGE	7.000
20	KALSI, JASMIT	LESTER B. PEARSON	5.000
20	REID, DAMIAN	MACDONLALD HS	5.000
22	HAGGERTY, NATHAN	MARYMOUNT ACADEMY	4.000
22	OSBORNE, JAMES	LOWER CANADA COLLEGE	4.000
22	WEBB, MICHAEL	MACDONLALD HS	4.000
22	STHER, ZACHARY	WESTWOOD HS	4.000
22	PRICE-GALLAGHER, CARSON	LOWER CANADA COLLEGE	4.000
22	VITELLI, ALEX	LAVAL LIBERTY HS	4.000

22	OLIVEIRA, EMANUEL	LAVAL LIBERTY HS	4.000
29	BENDAYAN, HAIM	MARYMOUNT ACADEMY	3.000
29	LARICCIA, MICHAEL	JOHN PAUL 1 HS	3.000
29	MACFALANE, NICOLAS	LAKESIDE ACADEMY	3.000
29	REJJAN, ABAZI	KUPER ACADEMY	3.000
29	PERRETT, GREG	LAVAL LIBERTY HS	3.000
29	ALMANZA, MICHAEL	ROYAL WEST ACADEMY	3.000
29	BELLEMARE, ADAM	LAVAL LIBERTY HS	3.000
36	IMBRIGLIO, NICK	LAVAL LIBERTY HS	2.000
36	LAZARIS, MATHEW	LAUREN HILL ACADEMY	2.000
36	MARTINEZ, ALEX	ES MAIMONIDE	2.000
36	KALAYDJIAN, LUKE	SELWYN HOUSE HS	2.000
36	PRICE-GALLAGHER, AIDAN	LOWER CANADA COLLEGE	2.000
41	CRDINALE, BRANDON	JOHN PAUL 1 HS	1.000
41	CEFARATTI, THOMAS	JOHN PAUL 1 HS	1.000
41	CALLAHAN, BRIAN	MACDONLALD HS	1.000
41	SIBOUS, SALEM	SELWYN HOUSE HS	1.000
41	SCOTT-LEWIS, JONATHAN	MACDONLALD HS	1.000
41	BELLEMO, JONATHAN	JOHN PAUL 1 HS	1.000
41	SZEKULA, JACOB	JOHN RENNIE HS	1.000
41	LEVINE, SPENCER	ROYAL WEST ACADEMY	1.000
41	BLASI, KYLE	SELWYN HOUSE HS	1.000
41	HWA, JOSIAH	LOWER CANADA COLLEGE	1.000
41	PHILLIPS, ZACHARY	JOHN RENNIE HS	1.000
MALE INDIVIDUAL Age Group 14 - 15			
1	SALVO, DOMINIC	LOYOLA HS	33.000
2	CAPRERA, TOMAS	LOYOLA HS	23.000
2	DIMENTBERG, EVAN	LOWER CANADA COLLEGE	23.000
4	DRIVER, MATTHEW	LOYOLA HS	21.000
5	PYE, DANIEL	LOYOLA HS	16.000
6	IANNANTUONO, GIANLUCA	LOYOLA HS	15.000
7	RATCLIFFE, CAELAN	BEACONSFIELD HS	14.000
7	FOLINO, GABRIELLE	VINCENT MASSEY HS	14.000
9	SARI, GABRIEL	LOYOLA HS	12.000
10	MILLER, PHILLIP	LOWER CANADA COLLEGE	10.000
11	PINCOMBE, RIELY	BEACONSFIELD HS	8.000
12	CARSLILE, SHAMOND	RIVERDALE HS	7.000

12 ZUCCHI, THOMAS	KUPER ACADEMY	7.000
12 SLATER, RYAN	BEACONSFIELD HS	7.000
12 CAPRERA, THOMAS	LOYOLA HS	7.000
16 ATKAS, ADAM	LESTER B. PEARSON	6.000
16 CASSELLA, FABRIZIO	LAURIER MACDONALD HS	6.000
18 DIDOMENICO, DANTE	LESTER B. PEARSON	5.000
18 PEDRO, BEUNO	KUPER ACADEMY	5.000
18 VILLAROEL, TRISTAN	WESTWOOD HS	5.000
18 STAYRAS, NICK	KAHNAWAKE SURVIVAL	5.000
18 HORVATH, GABE	CENTENIAL ACADEMY	5.000
23 GOSSELIN, DANIEL	WEST ISLAND COLLEGE	4.000
23 RYAN, KYLE	LAKESIDE ACADEMY	4.000
23 PAGE, WILL	LOWER CANADA COLLEGE	4.000
23 SALIB, RAMY	EMMANUEL CHRISTIAN	4.000
23 LIOPOULOS, ELIAS	WEST ISLAND COLLEGE	4.000
28 LEE, ALEXANDER	LOYOLA HS	3.000
28 JACKSON, BRENDAN	BEACONSFIELD HS	3.000
28 STACEY, DYLAN	KAHNAWAKE SURVIVAL	3.000
28 RAPPAPORT, JONAH	ST. GEORGES HS	3.000
28 CHRISTMAS CABANA, ALEX	CENTENIAL ACADEMY	3.000
28 NASRALLAH, GEORGES	LAVAL LIBERTY HS	3.000
28 NANASI, JACOB	MARYMOUNT ACADEMY	3.000
28 OKOPSKI, OLIVER	EMMANUEL CHRISTIAN	3.000
36 CAMARA, MLOUSTAPHA	EMMANUEL CHRISTIAN	2.000
36 STEIN, ANDREW	WEST ISLAND COLLEGE	2.000
36 WEINBERGER, JARRED	BIALIK HS	2.000
36 AYUB, HUZAIFA	LAUREN HILL ACADEMY	2.000
36 RADCLIFF, ANDREW	ST. GEORGES HS	2.000
36 MARTEL, MITHCELL	CENTENIAL ACADEMY	2.000
36 GRAVEL-SWITZMAN, CEDRIC	ROYAL WEST ACADEMY	2.000
36 HWA, ISSAC	LOWER CANADA COLLEGE	2.000

36	SELLAM, RON	HERZLIAH HS	2.000
45	LIBERA, ADAM	ST. THOMAS HS	1.000
45	GIOBBI, MARIO	LOYOLA HS	1.000
45	EISENBERG, MAX	WEST ISLAND COLLEGE	1.000
45	BENSMIHEN, NOAH	WEST ISLAND COLLEGE	1.000
45	YUN, JOSH	KUPER ACADEMY	1.000
45	RACANELLI, MATTHEW	LOYOLA HS	1.000
45	KAILANATHAN, WISHMAN	RIVERDALE HS	1.000
45	LARIVIERE, JAKE	MARYMOUNT ACADEMY	1.000
MALE INDIVIDUAL Age Group 16 - 18			
1	JOSEPH, DUSTIE	WEST ISLAND COLLEGE	29.500
2	BROWN, DAKOTA	JOHN RENNIE HS	24.000
3	MAKAROV, MAX	LOWER CANADA COLLEGE	21.000
4	GROVER, AKSHAY	PIERREFONDS COMP HS	19.000
5	PALIOTTI, NICOLAS	JOHN RENNIE HS	18.000
6	KHODIET KESBA, ANIC	BEURLING ACADEMY	17.000
7	CHUNG, CHRIS	ROYAL WEST ACADEMY	12.000
7	PHANEUF, BRANDON	ROSEMOUNT HS	12.000
9	CORLETT-BELISLE, JYANUE	RIVERDALE HS	11.000
10	BAIRD, CAMERON	WEST ISLAND COLLEGE	10.000
11	ST. JOHN-DOTTIN, RASHEEM	RIVERDALE HS	9.500
12	GARCIA, CLARENCE	ROSEMOUNT HS	9.000
12	RINALDI, ANDREW	KUPER ACADEMY	9.000
12	HINTERMULLER, DANE	KUPER ACADEMY	9.000
15	GAMBO, ENRIQUE	ROSEMOUNT HS	7.000
15	KOCIE, DAVID	KUPER ACADEMY	7.000
15	DI PASQUALE, GABRIELE	PIERREFONDS COMP HS	7.000
15	MORANCY, OLIVIER	ROSEMOUNT HS	7.000
15	KAY, RYAN	LOYOLA HS	7.000
20	BOHM, IGNACIO	ROSEMOUNT HS	5.000
20	DABAYEH, OMAR	WEST ISLAND COLLEGE	5.000
20	JONES, JOHN	LOYOLA HS	5.000
23	ADAMS, TAHJANTES	WESTMOUNT HS	4.000
23	CULLEN, PIERCE	SELWYN HOUSE HS	4.000
23	JONES, RILEY	WESTWOOD HS	4.000

23 WILLIAMS, DANIEL	RIVERDALE HS	4.000
23 SANSON, DESMOND	WESTWOOD HS	4.000
23 TRAN, MICHAEL	BEURLING ACADEMY	4.000
29 HOUGHTON, JAMES	SELWYN HOUSE HS	3.000
29 FARREL, CONNOR	LOYOLA HS	3.000
29 SALZMAN, JOSEPH	BIALIK HS	3.000
29 COPELAND, NACHAI	RIVERDALE HS	3.000
33 GARRIGA, VALENTIN	ST. GEORGES HS	2.000
33 BRITTON, LOUIS	WESTWOOD HS	2.000
33 GOIN, ADRIAN	LOYOLA HS	2.000
33 SZWIMER, BENJI	BIALIK HS	2.000
33 FOURNIER, PHILIP	ROYAL WEST ACADEMY	2.000
33 ZHENG, MING MING	ROSEMOUNT HS	2.000
33 ROSATO, ANGELO	LOYOLA HS	2.000
33 BORNO-BOICEL, IMANI	EMMANUEL CHRISTIAN	2.000
33 BUFFONE, NICHOLAS	BEACONSFIELD HS	2.000
42 LABEL, MICHEAL	LOYOLA HS	1.000
42 PAMEL, GEORGE	SELWYN HOUSE HS	1.000
42 POLIDORI, GABRIELE	ST. GEORGES HS	1.000
42 PATULLI, JULIO	CENTENIAL ACADEMY	1.000
42 SCHRYVER, EVAN	LOWER CANADA COLLEGE	1.000

GMAA Rugby 7's Boys Tournament

Friday, May 15th, 2015 at Concordia University (Sherbrooke St. west)

FIELD SCHEDULE

#1 - Sherbrooke #2 - Maisonneuve

TIME	#	Section	Away	Score	Home	Score		
9:00 AM	1	JUV A	BA	29	LPHS	0		
9:00 AM	2	JUV A	CENT	0	LOY A	43		
9:20 AM	3	JUV B	LOY B	17	MSGR	12		
9:20 AM	4	JUV B	RIVHS	0	WIC	38		
9:45 AM	5	JUV C	CVR	19	LCC	0		
9:45 AM	6	JUV C	LA.	7	WHS	5		
10:05 AM	7	MID A	LOY A	22	LCCHS	0	MID A	MID B
10:05 AM	8	MID B	LOY B	26	CVR	7	FACE	CVR
10:30 AM	9	JUV A	BA	0	LOY A	22	LCCHS	LA.
10:30 AM	10	JUV A	LPHS	5	CENT	25	LOY A	LOY B
10:50 AM	11	JUV B	LOY B	5	WIC	28		
10:50 AM	12	JUV B	MSGR	15	RIVHS	12	JUV A	JUV B
11:15 AM	13	JUV C	CVR	45	WHS	0	BA	LOY B
11:15 AM	14	JUV C	LCC	29	LA.	5	CENT	MSGR
11:35 AM	15	MID A	LCCHS	12	FACE	10	LOY A	RIVHS
11:35 AM	16	MID B	CVR	27	LA.	0	LPHS	WIC
12:00 PM	17	JUV A	BA	31	CENT	10		
12:00 PM	18	JUV A	LOY A	45	LPHS	0	JUV C	
12:20 PM	19	JUV B	LOY B	27	RIVHS	15	CVR	
12:20 PM	20	JUV B	WIC	26	MSGR	19	LA	
12:45 PM	21	JUV C	CVR	33	LA.	7	LCC	
12:45 PM	22	JUV C	WHS	0	LCC	22	WHS	
1:05 PM	23	MID A	LOY A	36	FACE	0		
1:05 PM	24	MID B	LA.	0	LOY B	29		
1:30 PM	25	JUV SEMI	LCC	21	LOY - A	10		
1:50 PM	26	JUV SEMI	WIC	10	CVR	22		
2:15 PM	27	MID SEMI	CVR	0	LOY - A	22		
2:35 PM	28	MID SEMI	LCCHS	5	LOY - B	17		
3:00 PM	29	MID	FACE	10	LA.	5		
3:20 PM	30	JUV FINAL	LCC	29	CVR	0		
3:50 PM	31	MID FINAL	LOY - A	10	LOY - B	5		

**** 1st and 2nd from the same section cannot meet in the semi final**



2015 GMAA Boys Championship Track & Field Meet

Thursday, May 21st, 2015

St Laurent

05/21/2015 - 05/21/2015

Meet Scores

MALE TEAM Age Group 11 - 13

1	JOHN PAUL 1 HS	JP1	68.000
2	MACDONLALD HS	MACD	54.000
3	LOWER CANADA COLLEGE	LCC.	45.000
4	LAVAL LIBERTY HS	LLHS	32.000
5	LOYOLA HS	LOY	26.000
6	LESTER B. PEARSON	LBPHS	15.000
6	ROSEMOUNT HS	RHS	15.000
8	VINCENT MASSEY HS	VMC	12.000
8	BIALIK HS	BIAL	12.000
10	LAUREN HILL ACADEMY	LAURN	9.000
11	EMMANUEL CHRISTIAN	EMCS	8.000
11	ST. GEORGES HS	STG	8.000
13	MARYMOUNT ACADEMY	MMA	7.000
14	SELWYN HOUSE HS	SELW	4.000
14	ROYAL WEST ACADEMY	ROYAL	4.000
14	WESTWOOD HS	WWHS	4.000
17	LAKESIDE ACADEMY	LA.	3.000
17	KUPER ACADEMY	KUPER	3.000
19	JOHN RENNIE HS	JRHS	2.000
19	ES MAIMONIDE	MAI	2.000

MALE TEAM Age Group 14 - 15

1	LOYOLA HS	LOY	139.000
2	LOWER CANADA COLLEGE	LCC.	46.000
3	BEACONSFIELD HS	BHS	34.000
4	WEST ISLAND COLLEGE	WIC	20.000
5	VINCENT MASSEY HS	VMC	14.000
6	KUPER ACADEMY	KUPER	13.000
7	LESTER B. PEARSON	LBPHS	11.000
8	CENTENIAL ACADEMY	CENT	10.000
9	LAKESIDE ACADEMY	LA.	9.000
9	EMMANUEL CHRISTIAN	EMCS	9.000
11	RIVERDALE HS	RIVHS	8.000
11	KAHNAWAKE SURVIVAL	KSS	8.000
13	LAURIER MACDONALD HS	LMAC	6.000
13	HERZLIAH HS	HZHS	6.000
15	WESTWOOD HS	WWHS	5.000

15	ST. GEORGES HS	STG	5.000
17	PIERREFONDS COMP HS	PCHS	4.000
17	MARYMOUNT ACADEMY	MMA	4.000
19	BIALIK HS	BIAL	3.000
19	LAVAL LIBERTY HS	LLHS	3.000
21	ROYAL WEST ACADEMY	ROYAL	2.000
21	LAUREN HILL ACADEMY	LAURN	2.000
23	ST. THOMAS HS	STT	1.000

MALE TEAM Age Group 16 - 18

1	WEST ISLAND COLLEGE	WIC	44.500
2	ROSEMOUNT HS	RHS	42.000
2	JOHN RENNIE HS	JRHS	42.000
4	RIVERDALE HS	RIVHS	34.500
5	BEURLING ACADEMY	BA	33.000
6	LOYOLA HS	LOY	29.000
6	PIERREFONDS COMP HS	PCHS	29.000
8	KUPER ACADEMY	KUPER	25.000
9	LOWER CANADA COLLEGE	LCC.	22.000
10	ROYAL WEST ACADEMY	ROYAL	17.000
11	WESTMOUNT HS	WHS	10.000
11	WESTWOOD HS	WWHS	10.000
13	SELWYN HOUSE HS	SELW	8.000
14	ST. GEORGES HS	STG	6.000
15	BIALIK HS	BIAL	5.000
16	BEACONSFIELD HS	BHS	2.000
16	EMMANUEL CHRISTIAN	EMCS	2.000
18	CENTENIAL ACADEMY	CENT	1.000

2015 GMAA Boys Championship Track & Field Meet

Thursday, May 21st, 2015

St Laurent

05/21/2015 - 05/21/2015

Meet Results

Ev# 1 BOYS 11-13 Bantam 100m Dash	Ev# 2 BOYS 11-13 Bantam 200m Run	Ev# 3 BOYS 11-13 Bantam 400m Run	Ev# 4 BOYS 11-13 Bantam 800m Run
Ev# 5 BOYS 11-13 Bantam 1500m Run	Ev# 6 BOYS 11-13 Bantam 3000m Run	Ev# 7 BOYS 11-13 Bantam 80m Hurdles	Ev# 8 BOYS 11-13 Bantam 4x100m Relay
Ev# 9 BOYS 11-13 Bantam 4x400m Relay	Ev# 10 BOYS 11-13 Bantam High Jump	Ev# 11 BOYS 11-13 Bantam Pole Vault	Ev# 12 BOYS 11-13 Bantam Long Jump
Ev# 13 BOYS 11-13 Bantam Triple Jump	Ev# 14 BOYS 11-13 Bantam Shot Put	Ev# 15 BOYS 11-13 Bantam Discus Throw	Ev# 16 BOYS 11-13 Bantam Javelin Throw
Ev# 17 BOYS 14-15 Midget 100m Dash	Ev# 18 BOYS 14-15 Midget 200m Run	Ev# 19 BOYS 14-15 Midget 400m Run	Ev# 20 BOYS 14-15 Midget 800m Run
Ev# 21 BOYS 14-15 Midget 1500m Run	Ev# 22 BOYS 14-15 Midget 3000m Run	Ev# 23 BOYS 14-15 Midget 100m Hurdles	Ev# 24 BOYS 14-15 Midget 400m Hurdles
Ev# 25 BOYS 14-15 Midget 4x100m Relay	Ev# 26 BOYS 14-15 Midget 4x400m Relay	Ev# 27 BOYS 14-15 Midget High Jump	Ev# 28 BOYS 14-15 Midget Pole Vault
Ev# 29 BOYS 14-15 Midget Long Jump	Ev# 30 BOYS 14-15 Midget Triple Jump	Ev# 31 BOYS 14-15 Midget Shot Put	Ev# 32 BOYS 14-15 Midget Discus Throw
Ev# 33 BOYS 14-15 Midget Javelin Throw	Ev# 34 BOYS 16-18 Juvenile 100m Dash	Ev# 35 BOYS 16-18 Juvenile 200m Run	Ev# 36 BOYS 16-18 Juvenile 400m Run
Ev# 37 BOYS 16-18 Juvenile 800m Run	Ev# 38 BOYS 16-18 Juvenile 1500m Run	Ev# 39 BOYS 16-18 Juvenile 3000m Run	Ev# 40 BOYS 16-18 Juvenile 110m Hurdles
Ev# 41 BOYS 16-18 Juvenile 400m Hurdles	Ev# 42 BOYS 16-18 Juvenile 4x100m Relay	Ev# 43 BOYS 16-18 Juvenile 4x400m Relay	Ev# 44 BOYS 16-18 Juvenile High Jump
Ev# 45 BOYS 16-18 Juvenile Pole Vault	Ev# 46 BOYS 16-18 Juvenile Long Jump	Ev# 47 BOYS 16-18 Juvenile Triple Jump	Ev# 48 BOYS 16-18 Juvenile Shot Put
Ev# 49 BOYS 16-18 Juvenile Discus Throw	Ev# 50 BOYS 16-18 Juvenile Javelin Throw		

[\[Top of Page\]](#) [\[Event List\]](#)

Event 1 BOYS 11-13 Bantam 100m Dash

FINALS

NAME	AGE	TEAM	TIME
1 BUSBY, WAYNE ANTHONY		MACD	12.1
2 PERCOPO, RICARDO		JP1	12.2
3 VITELLI, ALEX		LLHS	12.3
4 BELLEMARE, ADAM		LLHS	12.6

5	IMBRIGLIO, NICK	LLHS	12.7
6	CRDINALE, BRANDON	JP1	12.8
7	FRANDS, MICHAEL	MACD	13.2
PRELIMS			
1	PERCOPO, RICARDO	JP1	12.09 Q
2	BUSBY, WAYNE ANTHONY	MACD	12.25 Q
3	VITELLI, ALEX	LLHS	12.29 q
4	BELLEMARE, ADAM	LLHS	12.54 q
5	STHER, ZACHARY	WWHS	12.56 q
6	IMBRIGLIO, NICK	LLHS	12.73 q
7	CRDINALE, BRANDON	JP1	12.74 q
8	FRANDS, MICHAEL	MACD	12.75 q
9	YANG, THOMAS	LCC.	13.34
10	BLIER, JOHN	LAURN	13.37
11	BARKER, KEALI	JLHS	13.65
12	VENDITTI, MATTHEW	LOY	13.70
13	ZOURI, CHRIS	JFKHS	13.83
14	REJJAN, ABAZI	KUPER	13.84
15	MAJUMDAR, TRISTEN	CENT	14.37

[\[Top of Page\]](#) [\[Event List\]](#)

Event 2 BOYS 11-13 Bantam 200m Run

FINALS

NAME	AGE	TEAM	TIME
1 PERCOPO, RICARDO		JP1	24.7
2 BUSBY, WAYNE ANTHONY		MACD	25.2
3 YANG, THOMAS		LCC.	26.2
4 FRANDS, MICHAEL		MACD	26.3
5 HERSCOVITCH, SEAN		BIAL	26.7
6 SCOTT-LEWIS, JONATHAN		MACD	28.5

PRELIMS

1	PERCOPO, RICARDO	JP1	24.98 Q
2	BUSBY, WAYNE ANTHONY	MACD	25.21 Q

3	FRANDS, MICHAEL	MACD	26.17 q
4	HERSCOVITCH, SEAN	BIAL	26.25 q
5	YANG, THOMAS	LCC.	26.51 Q
6	SCOTT-LEWIS, JONATHAN	MACD	27.52 q
7	MARTINEZ, ALEX	MAI	27.77
8	GAGE, SYDNEY	LLHS	28.27
9	VENDITTI, MATTHEW	LOY	28.47
10	SABELLI, OLIVER	ROYAL	28.67
11	VICTOR-DUVERGER, WILLIAM	WIC	28.90
12	KHAN, MUNEER	LAURN	29.11
13	ZOURI, CHRIS	JFKHS	29.32
14	LAI, ALEX	LCC.	29.71
15	COLONNELLE, MICHAEL	JP1	29.76

[\[Top of Page\]](#) [\[Event List\]](#)

Event 3 BOYS 11-13 Bantam 400m Run

NAME	AGE	TEAM	TIME
1	PERCOPO, RICARDO	JP1	59.7
2	MASTRODOMENICO, LUCAS	LCC.	1:01.2
3	FRANDS, MICHAEL	MACD	1:01.5
4	GERTLER, JOHN	STG	1:03.9
5	MARTINEZ, ALEX	MAI	1:04.1
6	BLASI, KYLE	SELW	1:04.3
7	LEVINE, SPENCER	ROYAL	1:04.9
8	BLIER, JOHN	LAURN	1:06.0
9	BARKER, KEALI	JLHS	1:07.2
10	KHAN, ASIF	LAURN	1:09.6
11	CANDFIELD, WILLIAM	WWHS	1:12.3
12	MOELLENHOFF, CHRISTOPHER	STG	1:25.7

[\[Top of Page\]](#) [\[Event List\]](#)

Event 4 BOYS 11-13 Bantam 800m Run

NAME	AGE	TEAM	TIME
1	MASTRODOMENICO, LUCAS	LCC.	2:24.4

2	DELIS, TIMOTHY	LAURN	2:26.7
3	MACHEY, FRED	LLHS	2:29.4
4	REJJAN, ABAZI	KUPER	2:30.0
5	LAZARIS, MATHEW	LAURN	2:30.1
6	LEVINE, SPENCER	ROYAL	2:33.0
7	SCOTT-LEWIS, JONATHAN	MACD	2:33.2
8	WEBB, MICHAEL	MACD	2:36.2
9	BELLEMO, JONATHAN	JP1	2:36.8
10	TITLEMAN, AJ	BIAL	2:37.2
11	BEHL, TYLER	KUPER	2:44.5
12	VENDITTI, MATTHEW	LOY	2:46.2

[\[Top of Page\]](#) [\[Event List\]](#)

Event 5 BOYS 11-13 Bantam 1500m Run

NAME	AGE	TEAM	TIME
1	SMITH, JONAH	LOY	5:02.7
2	GERTLER, JOHN	STG	5:09.8
3	OLIVEIRA, EMANUEL	LLHS	5:11.4
4	HILBEDRAND, LOUIS	EMCS	5:14.6
5	DELIS, TIMOTHY	LAURN	5:17.8
6	BELLEMO, JONATHAN	JP1	5:21.1
7	RIAR, CARSON	STT	5:22.6
8	LAZARIS, MATHEW	LAURN	5:22.8
9	PRICE-GALLAGHER, CARSON	LCC.	5:32.0
10	VAMVAKARIS, GEORGE	KUPER	5:41.6
11	CHALKHOON-HERBELLA, MICHA	HZHS	5:43.4
12	BELISCOE, MACKENZIE	KUPER	5:43.5
	LAFRAMBOISE, TRISTAN	JP1	DNF

[\[Top of Page\]](#) [\[Event List\]](#)

Event 6 BOYS 11-13 Bantam 3000m Run

NAME	AGE	TEAM	TIME
1	SMITH, JONAH	LOY	10:38.9
2	HILBEDRAND, LOUIS	EMCS	10:53.7
3	PRICE-GALLAGHER, CARSON	LCC.	10:55.5

4	ALMANZA, MICHAEL	ROYAL	10:55.7
5	PRICE-GALLAGHER, AIDAN	LCC.	11:17.8
6	SZEKULA, JACOB	JRHS	11:27.9
7	RIAR, CARSON	STT	11:35.9
8	FLODOR, HUNTER	SELW	11:43.2
9	FISHER, JACOB	WWHS	11:49.6
10	VAMVAKARIS, GEORGE	KUPER	11:52.5

[\[Top of Page\]](#) [\[Event List\]](#)

Event 7 BOYS 11-13 Bantam 80m Hurdles

FINALS

NAME	AGE	TEAM	TIME
1	HWA, CALEB	LCC.	13.7
2	REID, DAMIAN	MACD	14.0
3	CONTE, ALESSIO	JP1	14.0
4	ORTIZ, BRIAN	LBPHS	14.2
5	YANG, THOMAS	LCC.	14.5
6	HWA, JOSIAH	LCC.	14.5

PRELIMS

1	HWA, CALEB	LCC.	14.05 Q
2	REID, DAMIAN	MACD	14.25 Q
3	ORTIZ, BRIAN	LBPHS	14.31 q
4	YANG, THOMAS	LCC.	14.33 q
5	CONTE, ALESSIO	JP1	14.56 Q
6	HWA, JOSIAH	LCC.	14.87 q
7	LAFRAMBOISE, TRISTAN	JP1	14.89
8	BUSBY, WAYNE ANTHONY	MACD	15.28
9	VERGHESE, GABRIEL	ROYAL	15.66
10	MURPHY, WILLIAM	PCHS	15.73
11	TITLEMAN, AJ	BIAL	16.02
12	ARTELLE, CHRISTIAN	WWHS	16.30

[\[Top of Page\]](#) [\[Event List\]](#)

Event 8 BOYS 11-13 Bantam 4x100m Relay

NAME	TEAM	TIME
1 LAVAL LIBERTY HS A	LLHS	52.6
2 MACDONLALD HS A	MACD	54.1
3 LOWER CANADA COLLEGE A	LCC.	56.7
4 JOHN PAUL 1 HS A	JP1	57.7
5 LOYOLA HS A	LOY	1:08.8

[\[Top of Page\]](#) [\[Event List\]](#)

Event 9 BOYS 11-13 Bantam 4x400m Relay

NAME	TEAM	TIME
1 MACDONLALD HS A	MACD	4:21.5
2 JOHN PAUL 1 HS A	JP1	4:29.7
3 LOWER CANADA COLLEGE A	LCC.	4:32.1
4 LOYOLA HS A	LOY	4:59.3

[\[Top of Page\]](#) [\[Event List\]](#)

Event 10 BOYS 11-13 Bantam High Jump

NAME	AGE	TEAM	MARK
1 HERSCOVITCH, SEAN		BIAL	1.55m
2 CONTE, ALESSIO		JP1	1.50m
3 KALSI, JASMIT		LBPHS	1.40m
4 ORTIZ, BRIAN		LBPHS	1.40m
5 SIBOUS, SALEM		SELW	1.35m
5 LAFRAMBOISE, TRISTAN		JP1	1.35m
5 PHILLIPS, ZACHARY		JRHS	1.35m
8 HWA, JOSIAH		LCC.	1.35m
9 OSIFO, OSAZEE		EMCS	1.35m
10 AKHBARI, KOUROSCH		ROYAL	1.30m
10 HWA, CALEB		LCC.	1.30m
12 RIVERA, ALVERO		KUPER	1.30m
13 BOURDEAU, KRIS		JRHS	1.30m
14 ROUTENBERG, JORDAN		STG	1.20m

[\[Top of Page\]](#) [\[Event List\]](#)

Event 11 BOYS 11-13 Bantam Pole Vault

NAME	AGE	TEAM	MARK
------	-----	------	------

1	KERKLAAN, JACK	LOY	1.52m
---	----------------	-----	-------

[\[Top of Page\]](#) [\[Event List\]](#)

Event 12 BOYS 11-13 Bantam Long Jump

NAME	AGE	TEAM	MARK
1	FRANDS, MICHAEL	MACD	5.43m
2	BUSBY, WAYNE ANTHONY	MACD	5.05m
3	STHER, ZACHARY	WWHS	5.03m
4	HERSCOVITCH, SEAN	BIAL	4.87m
5	LAFRAMBOISE, TRISTAN	JP1	4.84m
6	YANG, THOMAS	LCC.	4.78m
7	HAGGERTY, NATHAN	MMA	4.71m
8	BLASI, KYLE	SELW	4.43m
9	KALSI, JASMIT	LBPHS	4.38m
10	LAGDEN, QUINN	WIC	4.34m
11	FORBES, CEDRIC	JLHS	4.30m
12	SABELLI, NICHOLAS	VMC	3.84m
13	KOROVESSIS, DIMITRI	LLHS	3.71m
14	DESIR, HAIVEN	RHS	3.32m

[\[Top of Page\]](#) [\[Event List\]](#)

Event 13 BOYS 11-13 Bantam Triple Jump

NAME	AGE	TEAM	MARK
1	LAFRAMBOISE, TRISTAN	JP1	9.75m
2	CONTE, ALESSIO	JP1	9.38m
3	ORTIZ, BRIAN	LBPHS	9.17m
4	LARICCIA, MICHAEL	JP1	8.88m
5	KALAYDJIAN, LUKE	SELW	8.86m
6	KALSI, JASMIT	LBPHS	8.78m
7	CANDFIELD, WILLIAM	WWHS	8.24m
8	RIVERA, ALVERO	KUPER	8.10m
9	CYTRYNBAUM, BEN	LCC.	8.07m
10	JIMINEZ, THOMAS	LCC.	7.93m
11	OSBORNE, JAMES	LCC.	7.84m
12	NESBIT, AIRD	SELW	7.83m

13	CHOEN, JOSHUA	SELW	7.57m
14	KESTENBAUM, NOAH	ROYAL	6.82m

[\[Top of Page\]](#) [\[Event List\]](#)

Event 14 BOYS 11-13 Bantam Shot Put

	NAME	AGE	TEAM	MARK
1	DESIR, HAIVEN		RHS	10.39m
2	SABELLI, NICHOLAS		VMC	10.00m
3	HAGGERTY, NATHAN		MMA	9.99m
4	PERRETT, GREG		LLHS	9.86m
5	CICERO, MASSIMO		JP1	9.85m
6	BENDAYAN, HAIM		MMA	9.59m
7	MICKS, JACK		LLHS	9.39m
8	CEFARATTI, THOMAS		JP1	8.94m
9	WEBB, MICHAEL		MACD	8.48m
10	VAVINIS, EVAN		LLHS	7.17m
11	ROCHEMONT, PAT		KUPER	6.80m
12	PERRON, JACK		KUPER	6.77m
13	CANDFIELD, WILLIAM		WWHS	6.50m
14	CHALKHOON-HERBELLA, MICHA		HZHS	6.47m
15	VARNELL, NATHAN		SELW	5.98m

[\[Top of Page\]](#) [\[Event List\]](#)

Event 15 BOYS 11-13 Bantam Discus Throw

	NAME	AGE	TEAM	MARK
1	CICERO, MASSIMO		JP1	27.94m
2	DESIR, HAIVEN		RHS	27.72m
3	OSBORNE, JAMES		LCC.	27.00m
4	MACFALANE, NICOLAS		LA.	25.46m
5	BENDAYAN, HAIM		MMA	25.09m
6	CEFARATTI, THOMAS		JP1	23.79m
7	MIRACHI, ANTHONY		LOY	23.66m
8	GOLD, LUCAS		LCC.	20.34m
9	HAGGERTY, NATHAN		MMA	19.47m
10	ECCLESTON-SEE, TYLER		MMA	18.98m

11	ROCHEMONT, PAT	KUPER	18.73m
12	DUMAS, MICHAEL	WWHS	17.73m
13	TITLEMAN, AJ	BIAL	16.93m
14	CAMMISANP, VICTOR	JP1	16.60m

[\[Top of Page\]](#) [\[Event List\]](#)

Event 16 BOYS 11-13 Bantam Javelin Throw

	NAME	AGE	TEAM	MARK
1	SABELLI, NICHOLAS		VMC	33.73m
2	MACHEY, FRED		LLHS	27.57m
3	WEBB, MICHAEL		MACD	24.50m
4	DESIR, HAIVEN		RHS	23.27m
5	CONTE, ALESSIO		JP1	22.52m
6	CALLAHAN, BRIAN		MACD	19.91m
7	LAGDEN, QUINN		WIC	18.89m
8	HULL, TYLER		LLHS	18.68m
9	CICERO, MASSIMO		JP1	18.44m
10	FINN, CALVIN		BHS	17.92m
11	GOLD, LUCAS		LCC.	17.64m
12	RICE, KARONTATSI		KSS	15.95m
13	CANDFIELD, WILLIAM		WWHS	15.52m
14	VERGHESE, GABRIEL		ROYAL	13.19m
15	BARBERINI, LUCA		LOY	12.36m
16	HOLLAND, KYLE		LCC.	12.35m

[\[Top of Page\]](#) [\[Event List\]](#)

Event 17 BOYS 14-15 Midget 100m Dash

FINALS

	NAME	AGE	TEAM	TIME
1	SALVO, DOMINIC		LOY	11.7
2	DIMENTBERG, EVAN		LCC.	11.8
3	DRIVER, MATTHEW		LOY	11.9
4	ZUCCHI, THOMAS		KUPER	12.1
5	CAMARA, MLOUSTAPHA		EMCS	12.2

6	PINCOMBE, RIELY	BHS	12.4
7	STEIN, ANDREW	WIC	12.5
8	ST-JEAN, CHRISELEY	LMAC	13.6

PRELIMS

1	SALVO, DOMINIC	LOY	11.84 Q
2	DIMENTBERG, EVAN	LCC.	11.96 Q
3	CAMARA, MLOUSTAPHA	EMCS	12.05 q
4	ZUCCHI, THOMAS	KUPER	12.15 q
5	DRIVER, MATTHEW	LOY	12.25 q
6	ST-JEAN, CHRISELEY	LMAC	12.40 q
7	PINCOMBE, RIELY	BHS	12.42 q
8	STEIN, ANDREW	WIC	12.44 q
9	KAILANATHAN, WISHMAN	RIVHS	12.45
10	VALLIERES, MATTHEW	WWHS	12.51
11	RYAN, KYLE	LA.	12.55
12	DESGAGNES, MATHIEU	LCC.	12.57
13	DADIDIS, CONSTANDEAN	EMCS	12.91

[\[Top of Page\]](#) [\[Event List\]](#)

Event 18 BOYS 14-15 Midget 200m Run

FINALS

NAME	AGE	TEAM	TIME
1 DRIVER, MATTHEW		LOY	23.8
2 DIMENTBERG, EVAN		LCC.	24.6
3 ZUCCHI, THOMAS		KUPER	24.6
4 HORVATH, GABE		CENT	25.6
5 STEIN, ANDREW		WIC	25.7
6 KAILANATHAN, WISHMAN		RIVHS	26.3

PRELIMS

1	DRIVER, MATTHEW	LOY	22.20 Q
2	HORVATH, GABE	CENT	24.01 q
3	STEIN, ANDREW	WIC	24.30 q
4	ZUCCHI, THOMAS	KUPER	24.63 Q

5	KAILANATHAN, WISHMAN	RIVHS	24.75 q
6	BENSMIHEN, NOAH	WIC	24.87
7	CAMARA, MLOUSTAPHA	EMCS	25.13
8	DIMENTBERG, EVAN	LCC.	25.34 Q
9	NASRALLAH, GEORGES	LLHS	25.60
10	DESGAGNES, MATHIEU	LCC.	26.13
11	VALLIERES, MATTHEW	WWHS	26.16
12	ST-JEAN, CHRISELEY	LMAC	26.98
13	STAYRAS, NICK	KSS	27.11
14	BOUHADANA, YANN	HZHS	27.12

[\[Top of Page\]](#) [\[Event List\]](#)

Event 19 BOYS 14-15 Midget 400m Run

NAME	AGE	TEAM	TIME
1	SALVO, DOMINIC	LOY	54.6
2	DRIVER, MATTHEW	LOY	54.8
3	RYAN, KYLE	LA.	56.7
4	NANASI, JACOB	MMA	57.7
5	MILLER, PHILLIP	LCC.	58.2
6	LIBERA, ADAM	STT	59.6
7	RAPTUS, JOSEPH	LOY	59.7
8	BENSMIHEN, NOAH	WIC	1:01.3
9	MARCHETTI, ZACHARY	MACD	1:01.7
10	CHOWDHURY, SAHANOOR	JFKHS	1:02.3
11	BEAUCHAMP, RYAN	PCHS	1:03.9
12	ROBB, MICHAEL	STG	1:05.0
13	DELIS, PETER	ROYAL	1:06.5
14	HORVATH, GABE	CENT	1:07.8

[\[Top of Page\]](#) [\[Event List\]](#)

Event 20 BOYS 14-15 Midget 800m Run

NAME	AGE	TEAM	TIME
1	CAPRERA, TOMAS	LOY	2:16.7
2	RATCLIFFE, CAELAN	BHS	2:18.0
3	MILLER, PHILLIP	LCC.	2:21.2

4	STACEY, DYLAN	KSS	2:28.7
5	AYUB, HUZAIFA	LAURN	2:28.9
6	RACANELLI, MATTHEW	LOY	2:29.1
7	MCLEVY, KYLE	CENT	2:30.8
8	LIPARI, MICHAEL	LCC.	2:34.9
9	DADDIS, DEAN	EMCS	2:39.6
10	DELIS, PETER	ROYAL	2:42.9
11	HOFMAN, STEPHEN	MACD	2:47.1
12	DUBRUFISKY, DYLAN	PCHS	2:57.2

[\[Top of Page\]](#) [\[Event List\]](#)

Event 21 BOYS 14-15 Midget 1500m Run

NAME	AGE	TEAM	TIME
1 FOLINO, GABRIELLE		VMC	4:57.4
2 CAPRERA, TOMAS		LOY	4:57.4
3 RATCLIFFE, CAELAN		BHS	5:03.0
4 JACKSON, BRENDAN		BHS	5:04.4
5 CASSELLA, FABRIZIO		LMAC	5:11.0
6 GOSSELIN, DANIEL		WIC	5:14.5
7 AYUB, HUZAIFA		LAURN	5:16.7
8 RADCLIFF, ANDREW		STG	5:17.4
9 DELIS, PETER		ROYAL	5:20.7
10 WERHAFT-GRACIZIDOO, ETHAN		WIC	5:25.2
11 RACANELLI, MATTHEW		LOY	5:32.9
12 SICILLANI, ZACHARY		STT	5:33.6

[\[Top of Page\]](#) [\[Event List\]](#)

Event 22 BOYS 14-15 Midget 3000m Run

NAME	AGE	TEAM	TIME
1 FOLINO, GABRIELLE		VMC	10:31.8
2 RATCLIFFE, CAELAN		BHS	10:32.9
3 CASSELLA, FABRIZIO		LMAC	10:51.8
4 GOSSELIN, DANIEL		WIC	11:05.6
5 RADCLIFF, ANDREW		STG	11:09.6
6 GIOBBI, MARIO		LOY	11:20.8

7	LOPEZ, GABRIEL	LBPHS	11:21.6
8	THIJS, MATTHIAS	LCC.	11:23.9
9	LIPARI, MICHAEL	LCC.	11:25.9
10	BARG, MATTHEW	LCC.	11:31.5
11	SICILLANI, ZACHARY	STT	11:43.6
12	MAZZONI, EMERSON	LA.	12:00.2

[\[Top of Page\]](#) [\[Event List\]](#)

Event 23 BOYS 14-15 Midget 100m Hurdles

FINALS

NAME	AGE	TEAM	TIME
1	PINCOMBE, RIELY	BHS	15.4
2	DIMENTBERG, EVAN	LCC.	16.0
3	ATKAS, ADAM	LBPHS	16.3
4	SLATER, RYAN	BHS	17.3
5	GRAVEL-SWITZMAN, CEDRIC	ROYAL	18.2
6	SARI, GABRIEL	LOY	18.3

PRELIMS

1	PINCOMBE, RIELY	BHS	15.54 Q
2	ATKAS, ADAM	LBPHS	16.53 Q
3	DIMENTBERG, EVAN	LCC.	16.81 q
4	SARI, GABRIEL	LOY	17.19 Q
5	GRAVEL-SWITZMAN, CEDRIC	ROYAL	17.20 q
6	SLATER, RYAN	BHS	17.32 q
7	BOUHADANA, YANN	HZHS	17.53
8	WAXLER, ADAM	HZHS	17.54
9	HWA, ISSAC	LCC.	17.69
10	PEDRO, BEUNO	KUPER	17.73
11	PHILLIP, CHRISTOPHER	PCHS	17.85
12	HORVATH, GABE	CENT	18.90
13	MCDOWELL, IAN	STT	19.51
14	D'AMICO, ANTHONY LOUIS	STT	20.05

[\[Top of Page\]](#) [\[Event List\]](#)

Event 24 BOYS 14-15 Midget 400m Hurdles

NAME	AGE	TEAM	TIME
1	CAPRERA, THOMAS	LOY	1:01.5
2	PEDRO, BEUNO	KUPER	1:07.2
3	PAGE, WILL	LCC.	1:07.6
4	LEE, ALEXANDER	LOY	1:10.8
5	ATKAS, ADAM	LBPHS	1:12.7
6	HWA, ISSAC	LCC.	1:14.8
7	VANDEBUSSCHE, ADAM	LCC.	1:16.9
8	WEGRZYN, DANIEL	STT	1:20.8
9	MEZZACAPPA, JOSEPH	STT	1:25.7
10	PHILLIP, CHRISTOPHER	PCHS	1:26.0

[\[Top of Page\]](#) [\[Event List\]](#)

Event 25 BOYS 14-15 Midget 4x100m Relay

NAME	TEAM	TIME	
1	LOWER CANADA COLLEGE A	LCC.	50.8
2	LAKESIDE ACADEMY A	LA.	51.1
3	HERZLIAH HS A	HZHS	51.7
4	WEST ISLAND COLLEGE A	WIC	55.2
5	BEACONSFIELD HS A	BHS	56.0
6	BIALIK HS A	BIAL	56.1
7	PIERREFONDS COMP HS A	PCHS	58.0

[\[Top of Page\]](#) [\[Event List\]](#)

Event 26 BOYS 14-15 Midget 4x400m Relay

NAME	TEAM	TIME	
1	LOYOLA HS A	LOY	4:06.1
2	WEST ISLAND COLLEGE A	WIC	4:22.8
3	PIERREFONDS COMP HS A	PCHS	4:24.0

[\[Top of Page\]](#) [\[Event List\]](#)

Event 27 BOYS 14-15 Midget High Jump

NAME	AGE	TEAM	MARK
1	CAPRERA, TOMAS	LOY	1.71m

2	SALVO, DOMINIC	LOY	1.71m
3	SALIB, RAMY	EMCS	1.65m
4	OKOPSKI, OLIVER	EMCS	1.55m
5	SELLAM, RON	HZHS	1.50m
6	HWA, ISSAC	LCC.	1.45m
7	MORYOUSSEF, AHARON	HZHS	1.40m
7	RAPPAPORT, JONAH	STG	1.40m
7	SAAD, TOBIAS	EMCS	1.40m
7	SPICER, NATHAN	RIVHS	1.40m
11	WEGRZYN, DANIEL	WHS	1.40m
11	BOUHADANA, DAVID	HZHS	1.40m
13	MONSENEGO, JONATHAN	BIAL	1.40m
13	GIGANC, RIELLY	LMAC	1.30m
15	MILIAR, QUINN	WHS	1.20m

[\[Top of Page\]](#) [\[Event List\]](#)

Event 28 BOYS 14-15 Midget Pole Vault

NAME	AGE	TEAM	MARK
1	SARI, GABRIEL	LOY	2.10m
2	IANNANTUONO, GIANLUCA	LOY	1.95m
3	CAPRERA, TOMAS	LOY	1.70m

[\[Top of Page\]](#) [\[Event List\]](#)

Event 29 BOYS 14-15 Midget Long Jump

NAME	AGE	TEAM	MARK
1	SALVO, DOMINIC	LOY	5.94m
2	DRIVER, MATTHEW	LOY	5.65m
3	SARI, GABRIEL	LOY	5.50m
4	DIMENTBERG, EVAN	LCC.	5.49m
5	HORVATH, GABE	CENT	5.47m
6	YUN, JOSH	KUPER	5.31m
7	SLATER, RYAN	BHS	5.17m
8	PINCOMBE, RIELY	BHS	5.15m
9	LIBERA, ADAM	STT	4.88m
10	PAGE, WILL	LCC.	4.83m

11	GHATTAS, ANTHONY	EMCS	4.75m
12	CHOWDHURY, SAHANOOR	JFKHS	4.74m
13	STAYRAS, NICK	KSS	4.68m
14	SAAD, TOBIAS	EMCS	4.68m

[\[Top of Page\]](#) [\[Event List\]](#)

Event 30 BOYS 14-15 Midget Triple Jump

	NAME	AGE	TEAM	MARK
1	SALVO, DOMINIC		LOY	11.10m
2	DIMENTBERG, EVAN		LCC.	10.74m
3	MILLER, PHILLIP		LCC.	10.42m
4	RAPPAPORT, JONAH		STG	10.25m
5	WEINBERGER, JARRED		BIAL	9.68m
6	BENSMIHEN, NOAH		WIC	9.46m
7	MALHOTRA, ANGAD		KUPER	9.33m
8	LOH, PHILLIP		PCHS	9.25m
9	KORENTENG, DAVID		LOY	8.94m
10	CONSTABLE, KEVIN		LAURN	8.90m
11	GORDON, BEN		BIAL	8.07m
12	GARBER, RYAN		LCC.	7.96m
13	MILIAR, QUINN		WHS	7.56m

[\[Top of Page\]](#) [\[Event List\]](#)

Event 31 BOYS 14-15 Midget Shot Put

	NAME	AGE	TEAM	MARK
1	CARSLILE, SHAMOND		RIVHS	12.69m
2	STAYRAS, NICK		KSS	11.94m
3	IANNANTUONO, GIANLUCA		LOY	11.69m
4	LIPOULOS, ELIAS		WIC	11.21m
5	PYE, DANIEL		LOY	11.03m
6	LARIVIERE, JAKE		MMA	11.03m
7	TURTURRO, NICHOLAS		LMAC	10.44m
8	STEIN, ANDREW		WIC	9.94m
9	SINAGRA, CARLO		LOY	9.87m
10	SAFADI, SAMER		EMCS	9.62m

Event 32 BOYS 14-15 Midget Discus Throw

NAME	AGE	TEAM	MARK
1 PYE, DANIEL		LOY	31.14m
2 VILLAROEL, TRISTAN		WWHS	27.04m
3 IANNANTUONO, GIANLUCA		LOY	26.60m
4 CHRISTMAS CABANA, ALEX		CENT	25.19m
5 MARTEL, MITHCELL		CENT	24.83m
6 EISENBERG, MAX		WIC	22.34m
7 LIOPOULOS, ELIAS		WIC	22.21m
8 IFERGAN, YEDIDIA		CENT	21.35m
9 ZISS, NICHOLAS		LLHS	19.81m
10 RAYMOND-BLOCK, COREY		RIVHS	19.54m
11 DIMAURO, JONATHAN		LBPHS	17.90m
12 DIDOMENICO, DANTE		LBPHS	17.43m
13 STEIN, ANDREW		WIC	16.44m
14 SIMUNIE, THOMAS		LA.	14.72m

Event 33 BOYS 14-15 Midget Javelin Throw

NAME	AGE	TEAM	MARK
1 PYE, DANIEL		LOY	36.83m
2 DIDOMENICO, DANTE		LBPHS	34.47m
3 SLATER, RYAN		BHS	31.40m
4 NASRALLAH, GEORGES		LLHS	30.18m
5 IANNANTUONO, GIANLUCA		LOY	28.86m
6 LIOPOULOS, ELIAS		WIC	28.26m
7 VITALE, ROBERT		LA.	25.90m
8 EISENBERG, MAX		WIC	22.67m
9 CHUBY, BRANDON		LA.	21.87m
10 RIVELLION, MICHAEL		LBPHS	19.41m
11 GIGANC, RIELLY		LMAC	17.02m
12 STEIN, ANDREW		WIC	16.78m

Event 34 BOYS 16-18 Juvenile 100m Dash**FINALS**

NAME	AGE	TEAM	TIME
1 JOSEPH, DUSTIE		WIC	11.1
2 RINALDI, ANDREW		KUPER	11.5
3 MAKAROV, MAX		LCC.	11.5
4 COPELAND, NACHAI		RIVHS	11.8
5 PALIOTTI, NICOLAS		JRHS	11.9
6 WILLIAMS, DANIEL		RIVHS	12.0
7 BUFFONE, NICHOLAS		BHS	12.1

PRELIMS

1 JOSEPH, DUSTIE		WIC	11.52 Q
2 MAKAROV, MAX		LCC.	11.57 q
3 RINALDI, ANDREW		KUPER	11.63 Q
4 WILLIAMS, DANIEL		RIVHS	11.72 q
5 PALIOTTI, NICOLAS		JRHS	11.80 q
6 BUFFONE, NICHOLAS		BHS	11.93 q
7 PHANEUF, BRANDON		RHS	11.97 q
8 COPELAND, NACHAI		RIVHS	12.08 q
9 POLIDORI, GABRIELE		STG	12.33
10 ADAMS, TAHJANTES		WHS	12.47
11 KHODIET KESBA, ANIC		BA	12.74
12 GOIN, ADRIAN		LOY	13.12

[\[Top of Page\]](#) [\[Event List\]](#)

Event 35 BOYS 16-18 Juvenile 200m Run**FINALS**

NAME	AGE	TEAM	TIME
1 JOSEPH, DUSTIE		WIC	22.2
2 MAKAROV, MAX		LCC.	23.3
3 RINALDI, ANDREW		KUPER	23.5
4 KHODIET KESBA, ANIC		BA	23.9
5 BUFFONE, NICHOLAS		BHS	24.2

PRELIMS

1	JOSEPH, DUSTIE	WIC	22.38 Q
2	MAKAROV, MAX	LCC.	23.59 q
3	KHODIET KESBA, ANIC	BA	23.97 Q
4	BUFFONE, NICHOLAS	BHS	24.40 q
5	RINALDI, ANDREW	KUPER	24.45 Q
6	MORANCY, OLIVIER	RHS	24.74 q
7	MANGET, MATTHEW	BA	24.79
8	MANGET, MARK	BA	24.90
9	PARIS, DAVON	JLHS	25.60
10	LABEL, MICHEAL	LOY	25.79
11	WHITE, TASHII	PCHS	26.31

[\[Top of Page\]](#) [\[Event List\]](#)

Event 36 BOYS 16-18 Juvenile 400m Run

NAME	AGE	TEAM	TIME
1	JOSEPH, DUSTIE	WIC	54.4
2	BROWN, DAKOTA	JRHS	54.8
3	MORANCY, OLIVIER	RHS	54.9
4	KHODIET KESBA, ANIC	BA	55.5
5	BORNO-BOICEL, IMANI	EMCS	56.8
6	POLIDORI, GABRIELE	STG	57.3
7	MANGET, MATTHEW	BA	58.2
8	MANGET, MARK	BA	58.6
9	VICTORY, YUSUF	WHS	58.7
10	ST. JOHN-DOTTIN, RASHEEM	RIVHS	59.0
11	LABEL, MICHEAL	LOY	59.0
12	GARCIA, CLARENCE	RHS	59.4
13	TRIGONAKIS, STEVEN	LAURN	59.5
14	WHITE, TASHII	PCHS	59.9

[\[Top of Page\]](#) [\[Event List\]](#)

Event 37 BOYS 16-18 Juvenile 800m Run

NAME	AGE	TEAM	TIME
1	GARCIA, CLARENCE	RHS	2:17.1

2	GROVER, AKSHAY	PCHS	2:18.5
3	TRAN, MICHAEL	BA	2:20.6
4	SALZMAN, JOSEPH	BIAL	2:23.8
5	ROSATO, ANGELO	LOY	2:25.0
6	SCHRYVER, EVAN	LCC.	2:26.8
7	ELLIS, JARDEN	BA	2:27.8
8	CHUNG, CHRIS	ROYAL	2:28.5
9	PARIS, DAVON	JLHS	2:32.7
10	LABEL, MICHEAL	LOY	2:35.0
11	FARREL, CONNOR	LOY	2:36.0

[\[Top of Page\]](#) [\[Event List\]](#)

Event 38 BOYS 16-18 Juvenile 1500m Run

NAME	AGE	TEAM	TIME
1	GROVER, AKSHAY	PCHS	4:49.2
2	BAIRD, CAMERON	WIC	4:50.3
3	DABAYEH, OMAR	WIC	5:01.6
4	FARREL, CONNOR	LOY	5:08.4
5	ZHENG, MING MING	RHS	5:13.5
6	PAMEL, GEORGE	SELW	5:31.6
7	ANTEBI, JONATHAN	STG	5:32.6
8	WEBB, LIAM	MACD	5:37.0
	BOHM, IGNACIO	RHS	DNF

[\[Top of Page\]](#) [\[Event List\]](#)

Event 39 BOYS 16-18 Juvenile 3000m Run

NAME	AGE	TEAM	TIME
1	GROVER, AKSHAY	PCHS	10:27.9
2	BAIRD, CAMERON	WIC	10:37.5
3	CULLEN, PIERCE	SELW	10:42.7
4	HOUGHTON, JAMES	SELW	10:48.4
5	FOURNIER, PHILIP	ROYAL	10:52.1
6	DABAYEH, OMAR	WIC	11:23.7
7	ANTEBI, JONATHAN	STG	11:45.5

[\[Top of Page\]](#) [\[Event List\]](#)

Event 40 BOYS 16-18 Juvenile 110m Hurdles**FINALS**

NAME	AGE	TEAM	TIME
1 DI PASQUALE, GABRIELE		PCHS	16.9
2 CHUNG, CHRIS		ROYAL	17.8
3 CORLETT-BELISLE, JYANUE		RIVHS	19.4
4 WILLIAMS, DANIEL		RIVHS	19.4
5 SZWIMER, BENJI		BIAL	19.5
6 ST. JOHN-DOTTIN, RASHEEM		RIVHS	21.1

PRELIMS

1 DI PASQUALE, GABRIELE		PCHS	17.15 Q
2 CHUNG, CHRIS		ROYAL	17.78 Q
3 CORLETT-BELISLE, JYANUE		RIVHS	19.21 q
4 WILLIAMS, DANIEL		RIVHS	19.82 q
5 ST. JOHN-DOTTIN, RASHEEM		RIVHS	20.31 q
6 SZWIMER, BENJI		BIAL	20.35 q
7 GOIN, ADRIAN		LOY	20.73

[\[Top of Page\]](#) [\[Event List\]](#)**Event 41 BOYS 16-18 Juvenile 400m Hurdles**

NAME	AGE	TEAM	TIME
1 JOSEPH, DUSTIE		WIC	1:00.9
2 BROWN, DAKOTA		JRHS	1:01.9
3 ST. JOHN-DOTTIN, RASHEEM		RIVHS	1:02.9
4 CHUNG, CHRIS		ROYAL	1:03.4
5 GOIN, ADRIAN		LOY	1:06.1
6 LABEL, MICHEAL		LOY	1:06.2
7 VICTORY, YUSUF		WHS	1:06.7
8 LEE, JASON		BA	1:08.4
9 SZWIMER, BENJI		BIAL	1:13.4
10 BAVACQUA, ALEX		KUPER	1:18.4

[\[Top of Page\]](#) [\[Event List\]](#)**Event 42 BOYS 16-18 Juvenile 4x100m Relay**

NAME	TEAM	TIME
1 RIVERDALE HS A	RIVHS	48.6
2 BEURLING ACADEMY A	BA	49.6
3 LOYOLA HS A	LOY	51.0
4 ROYAL WEST ACADEMY A	ROYAL	51.8
5 WESTMOUNT HS A	WHS	53.4
6 PIERREFONDS COMP HS A	PCHS	53.9

[\[Top of Page\]](#) [\[Event List\]](#)

Event 43 BOYS 16-18 Juvenile 4x400m Relay

NAME	TEAM	TIME
1 BEURLING ACADEMY A	BA	3:56.2
2 LOYOLA HS A	LOY	4:02.7
3 WESTMOUNT HS A	WHS	4:08.0
4 ST. GEORGES HS A	STG	4:17.8
5 PIERREFONDS COMP HS A	PCHS	4:31.3

[\[Top of Page\]](#) [\[Event List\]](#)

Event 44 BOYS 16-18 Juvenile High Jump

NAME	AGE	TEAM	MARK
1 CORLETT-BELISLE, JYANUE		RIVHS	1.75m
2 PALIOTTI, NICOLAS		JRHS	1.70m
3 SANSON, DESMOND		WWHS	1.70m
4 MORANCY, OLIVIER		RHS	1.55m
5 GARCIA, CLARENCE		RHS	1.55m
6 CHUNG, CHRIS		ROYAL	1.50m
7 GOIN, ADRIAN		LOY	1.45m
8 CULLEN, PIERCE		SELW	1.40m
8 LOPEZ, JACOB		ROYAL	1.40m

[\[Top of Page\]](#) [\[Event List\]](#)

Event 45 BOYS 16-18 Juvenile Pole Vault

NAME	AGE	TEAM	MARK
1 KAY, RYAN		LOY	2.35m
2 JONES, JOHN		LOY	1.95m

Event 46 BOYS 16-18 Juvenile Long Jump

NAME	AGE	TEAM	MARK
1 MAKAROV, MAX		LCC.	6.11m
2 PALIOTTI, NICOLAS		JRHS	6.07m
3 KHODIET KESBA, ANIC		BA	6.03m
4 BROWN, DAKOTA		JRHS	5.95m
5 ST. JOHN-DOTTIN, RASHEEM		RIVHS	5.81m
5 JOSEPH, DUSTIE		WIC	5.81m
7 DI PASQUALE, GABRIELE		PCHS	5.57m
8 ADAMS, TAHJANTES		WHS	5.42m
9 MACLAUGHLIN, SHANE		PCHS	5.10m
10 KAY, RYAN		LOY	5.02m
11 GARRIGA, VALENTIN		STG	4.87m

Event 47 BOYS 16-18 Juvenile Triple Jump

NAME	AGE	TEAM	MARK
1 KHODIET KESBA, ANIC		BA	12.53m
2 MAKAROV, MAX		LCC.	12.02m
3 PALIOTTI, NICOLAS		JRHS	11.43m
4 CHUNG, CHRIS		ROYAL	10.76m
5 GARRIGA, VALENTIN		STG	10.23m
6 ADAMS, TAHJANTES		WHS	10.06m
7 SZWIMER, BENJI		BIAL	10.05m
8 SCORDOS, LEONIDAS		LAURN	9.86m

Event 48 BOYS 16-18 Juvenile Shot Put

NAME	AGE	TEAM	MARK
1 PHANEUF, BRANDON		RHS	12.36m
2 HINTERMULLER, DANE		KUPER	11.71m
3 BROWN, DAKOTA		JRHS	11.00m
4 KOCIE, DAVID		KUPER	10.81m

5	JONES, RILEY	WWHS	10.69m
6	BRITTON, LOUIS	WWHS	10.43m
7	NICOLAOU, GEORGE	LLHS	10.11m
8	QUINN, OLIVER	PCHS	10.00m
9	BOHM, IGNACIO	RHS	9.67m
10	UTHAMACUMARAN, ABISAN	MMA	9.45m
11	GOULET, SHAWN	LLHS	9.38m
12	KFOURI, MATHEW	STG	9.37m
13	YU, KUNYU	STG	8.96m

[\[Top of Page\]](#) [\[Event List\]](#)

Event 49 BOYS 16-18 Juvenile Discus Throw

NAME	AGE	TEAM	MARK
1	GAMBO, ENRIQUE	RHS	30.80m
2	PHANEUF, BRANDON	RHS	30.00m
3	KOCIE, DAVID	KUPER	26.64m
4	ADAMS, TAHJANTES	WHS	26.34m
5	JONES, RILEY	WWHS	26.33m
6	PATULLI, JULIO	CENT	25.95m
7	MACLAUGHLIN, SHANE	PCHS	24.41m
8	BAVACQUA, ALEX	KUPER	21.98m
9	BRITTON, LOUIS	WWHS	21.14m
10	UTHAMACUMARAN, ABISAN	MMA	20.83m
11	GOULET, SHAWN	LLHS	20.75m
12	KFOURI, MATHEW	STG	19.11m
13	HINTERMULLER, DANE	KUPER	16.88m

[\[Top of Page\]](#) [\[Event List\]](#)

Event 50 BOYS 16-18 Juvenile Javelin Throw

NAME	AGE	TEAM	MARK
1	BROWN, DAKOTA	JRHS	43.00m
2	BOHM, IGNACIO	RHS	37.74m
3	HINTERMULLER, DANE	KUPER	36.80m
4	ST. JOHN-DOTTIN, RASHEEM	RIVHS	34.38m
5	PALIOTTI, NICOLAS	JRHS	30.48m

6	BRITTON, LOUIS	WWHS	29.34m
7	KOCIE, DAVID	KUPER	28.77m
8	PATULLI, JULIO	CENT	28.72m
9	JONES, RILEY	WWHS	27.05m
10	LOPEZ, JACOB	ROYAL	26.65m
11	RANCO, DANIEL	ROYAL	26.06m
12	MACLAUGHLIN, SHANE	PCHS	24.95m
13	QUINN, OLIVER	PCHS	24.92m
14	JONES, JOHN	LOY	24.84m

[\[Top of Page\]](#) [\[Event List\]](#)

2015 GMAA Girls Championship Track & Field Meet

Wednesday, May 20th, 2015

St Laurent

05/20/2015 - 05/20/2015

Meet Results

Ev# 1 GIRLS 11-13 Bantam 100m D	Ev# 2 GIRLS 11-13 Bantam 200m R	Ev# 3 GIRLS 11-13 Bantam 400m R	Ev# 4 GIRLS 11-13 Bantam 800m R
Ev# 5 GIRLS 11-13 Bantam 1500m	Ev# 6 GIRLS 11-13 Bantam 3000m	Ev# 7 GIRLS 11-13 Bantam 80m Hu	Ev# 8 GIRLS 11-13 Bantam 4x100m
Ev# 9 GIRLS 11-13 Bantam 4x400m	Ev# 10 GIRLS 11-13 Bantam High J	Ev# 11 GIRLS 11-13 Bantam Pole V	Ev# 12 GIRLS 11-13 Bantam Long J
Ev# 13 GIRLS 11-13 Bantam Triple	Ev# 14 GIRLS 11-13 Bantam Shot P	Ev# 15 GIRLS 11-13 Bantam Discus	Ev# 16 GIRLS 11-13 Bantam Javeli
Ev# 17 GIRLS 14-15 Midget 100m D	Ev# 18 GIRLS 14-15 Midget 200m R	Ev# 19 GIRLS 14-15 Midget 400m R	Ev# 20 GIRLS 14-15 Midget 800m R
Ev# 21 GIRLS 14-15 Midget 1500m	Ev# 22 GIRLS 14-15 Midget 3000m	Ev# 23 GIRLS 14-15 Midget 80m Hu	Ev# 24 GIRLS 14-15 Midget 400m H
Ev# 25 GIRLS 14-15 Midget 4x100m	Ev# 26 GIRLS 14-15 Midget 4x400m	Ev# 27 GIRLS 14-15 Midget High J	Ev# 28 GIRLS 14-15 Midget Pole V
Ev# 29 GIRLS 14-15 Midget Long J	Ev# 30 GIRLS 14-15 Midget Triple	Ev# 31 GIRLS 14-15 Midget Shot P	Ev# 32 GIRLS 14-15 Midget Discus
Ev# 33 GIRLS 14-15 Midget Javeli	Ev# 34 GIRLS 16-18 Juvenile 100m	Ev# 35 GIRLS 16-18 Juvenile 200m	Ev# 36 GIRLS 16-18 Juvenile 400m
Ev# 37 GIRLS 16-18 Juvenile 800m	Ev# 38 GIRLS 16-18 Juvenile 1500	Ev# 39 GIRLS 16-18 Juvenile 3000	Ev# 40 GIRLS 16-18 Juvenile 100m
Ev# 41 GIRLS 16-18 Juvenile 400m	Ev# 42 GIRLS 16-18 Juvenile 4x10	Ev# 43 GIRLS 16-18 Juvenile 4x40	Ev# 44 GIRLS 16-18 Juvenile High
Ev# 45 GIRLS 16-18 Juvenile Pole	Ev# 46 GIRLS 16-18 Juvenile Long	Ev# 47 GIRLS 16-18 Juvenile Trip	Ev# 48 GIRLS 16-18 Juvenile Shot
Ev# 49 GIRLS 16-18 Juvenile Disc	Ev# 50 GIRLS 16-18 Juvenile Jave		

[\[Top of Page\]](#) [\[Event List\]](#)

Event 1 GIRLS 11-13 Bantam 100m Dash

FINALS

SEED	NAME MARK		TEAM
1	Green, Deondra	13	RIV
13.42	12.37		
2	Pompey, Earlena	13	LCCH
13.75	13.93		
3	Quinsey, Emma	13	HSB
14.31	14.05		
4	Mbarga, Annaise	13	LCC
16.08	14.27		
5	Kouri, Caroline	13	STUD
15.75	14.45		
6	Morin, Dahlia	13	LCCH
14.71	14.54		
6	Lahache, Kelsey	13	ECS
13.94	14.54		
8	Santiago, Lauryn	13	JRHS
15.59	14.68		

PRELIMS

1	Green, Deondra	13	RIV
13.42	12.30 Q		
2	Pompey, Earlena	13	LCCH
13.75	14.01 Q		
3	Quinsey, Emma	13	HSB
14.31	14.24 q		
4	Lahache, Kelsey	13	ECS
13.94	14.56 Q		
5	Kouri, Caroline	13	STUD
15.75	14.59 q		
6	Morin, Dahlia	13	LCCH
14.71	14.69 q		
6	Mbarga, Annaise	13	LCC
16.08	14.69 q		
8	Santiago, Lauryn	13	JRHS
15.59	14.84 q		
9	Diabo, Tiakotierenhten	13	KSS
15.10	14.97		
10	Rae, Shelbil	13	WHS
15.09	15.07		
11	Emblem, Amanda	13	SHSM
16.48	15.19		
12	Lamy, Sana	13	STUD
16.55	15.22		
13	Scott, Jessie	13	KUP
15.02	15.23		
14	Creaghan, Lily	13	STUD
NT	15.30		
15	Dipietrantonio, Victoria	13	ROY
16.33	15.58		
16	Delaney, Abigail	13	SHSM
NT	15.68		
17	Roper, Mary	13	ROY
16.34	15.90		

[\[Top of Page\]](#) [\[Event List\]](#)

Event 2 GIRLS 11-13 Bantam 200m Run

FINALS

SEED	NAME	MARK	TEAM
1	Green, Deondra	13	RIV
29.09	26.35		
2	Horn, Kendall	13	KUP
28.52	29.17		
3	Dias, Emily	13	WWHS
28.41	29.75		
4	Ethier, Chloe	13	STT
32.09	30.47		
5	Kouri, Caroline	13	STUD
32.50	31.12		
6	Rae, Shelbil	13	WHS
30.25	31.19		

PRELIMS

1	Green, Deondra	13	RIV
29.09	25.70 Q		
2	Horn, Kendall	13	KUP
28.52	28.98 Q		
3	Ethier, Chloe	13	STT
32.09	29.19 q		
4	Dias, Emily	13	WWHS
28.41	29.28 Q		
5	Rae, Shelbil	13	WHS
30.25	30.25 q		
6	Kouri, Caroline	13	STUD
32.50	30.28 q		
7	Stephenson, Amelia	13	STT
32.30	30.41		
8	Hanna, Victoria	13	WWHS
30.65	30.81		
9	Emblem, Amanda	13	SHSM
34.33	30.99		
10	Gregoire, Victoria	13	WWHS
30.74	31.34		
11	Desjardins, Leeann	13	MACD
30.28	31.37		
12	Page, Jada	13	LCC
33.52	31.91		
13	Walker Bruce, Atiya	13	LCCH
31.67	33.20		

[\[Top of Page\]](#) [\[Event List\]](#)

Event 3 GIRLS 11-13 Bantam 400m Run

SEED	NAME	MARK	TEAM
1	Looper, Alison	13	ROY
1:10.59	1:06.27		
2	Rae, Shelbil	13	WHS
1:10.91	1:08.89		
3	Horn, Kendall	13	KUP
1:10.38	1:11.37		
4	Stephenson, Amelia	13	STT
1:14.41	1:12.33		
5	Rambally, Catherine	13	LCC
1:16.14	1:12.79		
6	Dipaolo, Mickaela	13	VILL
1:18.70	1:13.13		
7	Burdick, Ashley	13	LLHS
1:12.83	1:13.28		
8	MacFarlane, Christina	13	ECS
1:17.13	1:14.26		
9	Del Grosso, Toni	13	STT
1:15.92	1:14.55		
10	Smith, Annalies	13	ROY
1:14.76	1:15.18		
11	McKeown, Shannen	13	WWHS
1:16.36	1:15.29		
12	Thomson, Josephine	13	VILL
1:18.42	1:16.28		
13	Reid, Bryanna	13	LCCH

1:14.41 1:16.46

[\[Top of Page\]](#) [\[Event List\]](#)

Event 4 GIRLS 11-13 Bantam 800m Run

SEED	NAME	MARK	TEAM
1	Looper, Alison	13	ROY
2:42.94	2:40.06		
2	Hughes, Sara	13	VILL
2:58.35	2:57.63		
3	Fodor, Ella Skye	13	BHS
3:06.65	2:58.73		
4	Burdick, Kayla	13	LLHS
2:59.01	3:00.35		
5	Sutherland, Kelly	13	PCHS
3:06.52	3:01.95		
6	Bonter, Amelia	13	ROY
3:12.36	3:05.57		
7	Clermont, Mikaiiah	13	HSB
3:01.54	3:06.37		
8	Caprera, Lilah	13	SHSM
3:11.94	3:20.79		
9	Zabbal, Arianne	13	ECS
3:07.81	3:24.48		
10	Bard, Abbey	13	ECS
3:07.57	3:38.39		

[\[Top of Page\]](#) [\[Event List\]](#)

Event 5 GIRLS 11-13 Bantam 1500m Run

SEED	NAME	MARK	TEAM
1	Looper, Alison	13	ROY
5:50.21	5:36.74		
2	Horn, Kendall	13	KUP
5:55.04	5:47.11		
3	Hughes, Sara	13	VILL
6:00.12	5:54.87		
4	Anastasopoulos, Gloria	13	ROY
6:02.72	6:02.20		
5	Robeck, Jane	13	LCC
6:41.09	6:20.71		
6	Sutherland, Kelly	13	PCHS
6:37.38	6:22.64		
7	Zachary, Anna	13	KUP
6:44.05	6:24.38		
8	Stacey, Melissa	13	KUP
6:29.61	6:29.90		
9	Koestner, Sophie	13	SHSM
7:18.13	6:43.44		

10	Malikotsis, Chloe	13	STUD
6:56.86	6:44.66		
11	Turpin, Maya	13	LBP
7:18.46	6:46.43		
12	Comtois, Sophie	13	ROY
7:18.36	6:47.64		

[\[Top of Page\]](#) [\[Event List\]](#)

Event 6 GIRLS 11-13 Bantam 3000m Run

SEED	NAME	MARK	TEAM
1	Hughes, Sara	13	VILL
12:59.24	13:06.99		
2	Graziani, Sophia	13	LLHS
13:37.65	13:24.78		
3	Desruisseaux, Sabrina	13	HSB
14:07.04	13:28.49		
4	Klein, Sarah	13	ROY
14:10.54	13:47.09		
5	Malikotsis, Chloe	13	STUD
14:24.73	13:57.72		
6	Dobie, Lauren	13	STT
14:20.71	14:00.27		
7	Koestner, Sophie	13	SHSM
14:25.07	14:07.89		
8	Brackett, Sophie	13	ECS
14:52.58	14:23.57		
9	Roper, Mary	13	ROY
14:50.15	14:26.76		
10	Medeiros, Catherina	13	LBP
14:38.87	14:32.75		
11	Wakelam, Caitlin	13	HSB
15:11.05	14:51.35		

[\[Top of Page\]](#) [\[Event List\]](#)

Event 7 GIRLS 11-13 Bantam 80m Hurdles

FINALS

SEED	NAME	MARK	TEAM
1	Horn, Kendall	13	KUP
15.36	14.71		
2	Reid, Bryanna	13	LCCH
14.54	15.62		
3	Caprera, Lilah	13	SHSM
18.38	16.27		
4	Fodor, Ella Skye	13	BHS
17.41	16.34		
5	McKeown, Shannen	13	WWHS

17.27	17.00		
6	Makarov, Maria	13	LCC
17.43	17.45		
7	Smith, Daisy	13	SHSM
19.75	19.34		

PRELIMS

1	Horn, Kendall	13	KUP
15.36	15.12	Q	
2	Caprera, Lilah	13	SHSM
18.38	16.13	q	
3	Reid, Bryanna	13	LCCH
14.54	16.21	Q	
4	Fodor, Ella Skye	13	BHS
17.41	16.45	q	
5	McKeown, Shannen	13	WWHS
17.27	16.89	Q	
6	Smith, Daisy	13	SHSM
19.75	17.36	q	
6	Makarov, Maria	13	LCC
17.43	17.36	q	
8	Francis, Nia	13	BHS
17.89	17.51		
9	Klein, Sarah	13	ROY
18.44	17.84		
10	Harris, Kristen	13	SHSM
18.29	18.21		
11	Lamy, Sana	13	STUD
19.68	18.64		
12	Kouri, Caroline	13	STUD
18.95	18.86		

[\[Top of Page\]](#) [\[Event List\]](#)

Event 8 GIRLS 11-13 Bantam 4x100m Relay

SEED	NAME	MARK	TEAM
1	LaSalle Comm Comp HS A		LCCH
1:01.03	58.94		
2	Lower Canada College A		LCC
NT	59.45		
3	Royal West Academy A		ROY
1:00.07	1:01.11		
4	Villa Maria A		VILL
1:00.00	1:02.48		
5	Edgar's Cramps Sch B		ECS
1:04.67	1:02.53		
6	The Study A		STUD
1:00.01	1:02.62		
7	Sacred Heart School A		SHSM
1:00.03	1:02.90		
8	Beaconsfield HS A		BHS
1:05.25	1:03.00		
9	St Thomas HS A		STT
1:00.04	1:03.43		
10	Howard S Billings HS A		HSB

1:03.39 1:04.94
11 John Rennie HS A JRHS
1:00.02 1:05.46

[\[Top of Page\]](#) [\[Event List\]](#)

Event 9 GIRLS 11-13 Bantam 4x400m Relay

SEED	NAME	MARK	TEAM
1	Royal West Academy A		ROY
4:00.00		5:04.97	
2	Edgar's Cramps Sch A		ECS
5:13.31		5:20.72	
3	Lower Canada College A		LCC
4:00.01		5:20.78	
4	Pierrefonds Comp HS A		PCHS
5:24.76		5:25.69	
5	Sacred Heart School A		SHSM
4:00.03		5:30.62	
6	Howard S Billings HS A		HSB
5:44.37		5:37.63	

[\[Top of Page\]](#) [\[Event List\]](#)

Event 10 GIRLS 11-13 Bantam High Jump

SEED	NAME	MARK	TEAM
1	Reid, Bryanna	13	LCCH
1.501.50m			
2	Lahache, Kelsey	13	ECS
1.231.30m			
3	Malik, Sara	13	VILL
1.351.30m			
4	Pompey, Earlena	13	LCCH
1.291.25m			
5	Smith, Daisy	13	SHSM
1.201.20m			
6	Gregoire, Victoria	13	WVHS
1.201.20m			
7	Caprera, Lilah	13	SHSM
1.251.20m			
8	Sarkissian, Dahlia	13	MACD
NM1.10m			
8	Rambally, Catherine	13	LCC
1.101.10m			
8	Long-Medcalf, Alexa	13	JRHS
1.201.10m			
8	Weinberg, Karinne	13	JRHS
1.251.10m			
12	Zabbal, Arianne	13	ECS
NM1.10m			

Event 12 GIRLS 11-13 Bantam Long Jump

SEED	NAME MARK		TEAM
1	Green, Deondra	13	RIV
4.185.06m			
2	Murphy, Elspeth	13	ECS
3.674.43m			
3	Creaghan, Lily	13	STUD
3.214.38m			
4	Diabo, Tiakotierenhten	13	KSS
3.684.14m			
5	Desjardins, Leeann	13	MACD
4.074.13m			
6	Makarov, Maria	13	LCC
3.654.09m			
7	Nowak, MacKenzie	13	LCCH
3.664.06m			
8	Bellerive, Renée	13	LCC
3.383.78m			
9	Delaney, Abigail	13	SHSM
3.163.62m			
10	Richards, Shannon	13	JRHS
3.153.56m			
11	Magny, Lily	13	STUD
3.063.39m			

Event 13 GIRLS 11-13 Bantam Triple Jump

SEED	NAME MARK		TEAM
1	Smith, Annalies	13	ROY
8.109.00m			
2	Horn, Kendall	13	KUP
8.498.89m			
3	Malik, Sara	13	VILL
7.628.70m			
4	Looper, Alison	13	ROY
7.988.46m			
5	Lemieux, Jadyn	13	HSB
8.848.45m			
6	Makarov, Maria	13	LCC
8.218.41m			
7	McKenzie, Charlotte	13	ECS
7.728.12m			
8	Creaghan, Lily	13	STUD
6.477.42m			
9	Van Des sluys, Soskia	13	VILL
6.946.94m			

10	McComber, Kahawitha	13	KSS
7.746.93m			
11	Huddy-Richer, McKenzie	13	LCCH
7.076.88m			
12	Santiago, Lauryn	13	JRHS
6.466.71m			
13	Zukerman, Naomi	13	ROY
6.066.57m			

[\[Top of Page\]](#) [\[Event List\]](#)

Event 14 GIRLS 11-13 Bantam Shot Put

SEED	NAME MARK		TEAM
1	Kouki, Sarah	13	VILL
7.678.50m			
2	Goodleaf, Wenhniiseriioth	13	KSS
8.288.07m			
3	Rassi, Ariana	13	WWHS
7.667.88m			
4	Jester, Amanda	13	BHS
7.347.86m			
5	Havel, Miriam	13	BHS
7.937.86m			
6	Dwyer, Ava	13	ECS
6.717.14m			
7	McComber, Stella	13	KSS
6.687.00m			
8	McKeown, Shannen	13	WWHS
6.586.72m			
9	Malik, Sara	13	VILL
5.655.88m			
10	Maas, Vivian	13	STUD
5.365.77m			

[\[Top of Page\]](#) [\[Event List\]](#)

Event 15 GIRLS 11-13 Bantam Discus Throw

SEED	NAME MARK		TEAM
1	Kouki, Sarah	13	VILL
19.3718.88m			
2	Shatilla, Skylar	13	ECS
16.7117.70m			
3	Havel, Miriam	13	BHS
14.4417.24m			
4	Hadef, Rachel	13	TRAF
14.7316.60m			
5	Dwyer, Ava	13	ECS
17.2516.58m			
6	Rassi, Ariana	13	WWHS

14.48	16.23m	7	Goodleaf, Wenhniiseriiosth	13	KSS
14.83	15.55m	8	Davis-Kerr, Sharisse	13	LCCH
14.84	15.53m	9	Cammalleri, Savina	13	LCC
14.70	14.05m	10	Delaney, Abigail	13	SHSM
14.20	13.36m	11	Varvarigos, Christina	13	ECS
15.15	13.25m	12	Harris, Kristen	13	SHSM
10.70	13.20m	13	Webster, Vivianne	13	LCC
10.50	10.20m				

[\[Top of Page\]](#) [\[Event List\]](#)

Event 16 GIRLS 11-13 Bantam Javelin Throw

SEED	MARK	NAME	TEAM
1		Havel, Miriam	BHS
16.10	18.31m		
2		Mintzberg, Tara	ECS
18.15	17.60m		
3		Bonter, Amelia	ROY
11.50	14.81m		
4		Papamoniadis, Didi	LLHS
16.94	13.47m		
5		Cianci, Julia	SHSM
8.43	13.28m		
6		Murphy, Elspeth	ECS
14.47	13.23m		
7		Lemieux, Jadyn	HSB
13.65	12.67m		
8		Rassi, Ariana	WWHS
13.22	12.28m		
9		Fellen, Chloe	TRAF
12.97	11.40m		
10		Law, Kristen	VILL
8.73	10.20m		
11		Delaney, Abigail	SHSM
9.77	9.26m		

[\[Top of Page\]](#) [\[Event List\]](#)

Event 17 GIRLS 14-15 Midget 100m Dash

FINALS

SEED	MARK	NAME	TEAM
------	------	------	------

1	Kuzik, Lourn	15	WWHS
13.11	13.03		
2	Troquet, Laurence	15	LCC
14.17	13.24		
3	Jordan, Kimberly	15	WWHS
13.19	13.27		
4	Williams, Kaylyn	15	HSB
12.94	13.39		
5	King, Tanya	15	WWHS
13.66	13.52		
6	Borondi, Eleni	15	SHSM
15.20	13.81		
7	Delaney, Molly	15	SHSM
15.36	14.06		

PRELIMS

1	Kuzik, Lourn	15	WWHS
13.11	13.12	Q	
2	Jordan, Kimberly	15	WWHS
13.19	13.31	q	
3	Troquet, Laurence	15	LCC
14.17	13.62	q	
4	King, Tanya	15	WWHS
13.66	13.65	Q	
5	Williams, Kaylyn	15	HSB
12.94	13.66	q	
6	Borondi, Eleni	15	SHSM
15.20	13.84	q	
7	Elo-Ossebi, Mouassene	15	HSB
14.26	14.13	q	
8	Delaney, Molly	15	SHSM
15.36	14.43	q	
9	Reid, Kianna	15	PCHS
14.47	14.48		
10	Tuccinardi, Tatiana	15	SHSM
15.81	14.53		
10	Bond, Alexandra	15	ECS
14.42	14.53		
12	Iaboni, Ariana	15	LBP
15.33	14.55		
13	Didomenico, Olivia	15	ROY
15.88	14.62		
14	Wong, Zoe	15	STUD
15.94	15.08		

[\[Top of Page\]](#) [\[Event List\]](#)

Event 18 GIRLS 14-15 Midget 200m Run

FINALS

SEED	NAME	MARK	TEAM
1	Williams, Kaylyn	15	HSB
26.39	26.91		
2	Kuzik, Lourn	15	WWHS

26.24	27.01		
3	Troquet, Laurence	15	LCC
29.08	27.28		
4	King, Tanya	15	WWHS
28.39	29.25		
5	Delaney, Molly	15	SHSM
31.06	29.46		
6	Dunsmore, Charlotte	15	HSB
30.49	29.77		

PRELIMS

1	Williams, Kaylyn	15	HSB
26.39	26.84	Q	
2	Troquet, Laurence	15	LCC
29.08	26.89	q	
3	Kuzik, Lourn	15	WWHS
26.24	27.27	Q	
4	King, Tanya	15	WWHS
28.39	28.38	Q	
5	Delaney, Molly	15	SHSM
31.06	29.35	q	
6	Dunsmore, Charlotte	15	HSB
30.49	29.60	q	
7	Elo-Ossebi, Mouassene	15	HSB
29.47	30.19		
8	Iaboni, Ariana	15	LBP
31.83	30.22		
9	Burdick, Jessica	15	LLHS
28.72	30.25		
10	Mbakadi, Love	15	KUP
31.41	30.46		
11	Johnson, Priscilla	15	LCC
33.66	30.99		
12	Brisebois, Alexandra	15	STUD
33.28	31.02		
13	Chiappetta, Vanessa	15	WWHS
30.22	32.00		

[\[Top of Page\]](#) [\[Event List\]](#)

Event 19 GIRLS 14-15 Midget 400m Run

SEED	NAME	MARK	TEAM
1	Kuzik, Lourn	15	WWHS
1:03.69	1:04.33		
2	Troquet, Laurence	15	LCC
1:10.45	1:05.46		
3	Williams, Kaylyn	15	HSB
1:04.34	1:05.69		
4	Starr, Emma	15	STT
1:09.03	1:07.00		
5	Reid, Kianna	15	PCHS
1:13.38	1:12.19		
6	Brisebois, Alexandra	15	STUD
1:16.60	1:13.96		
7	Huge, Josephine	15	STUD

1:16.58	1:14.34		
8	Rice Douglass, Jaylin	15	TRAF
1:15.12	1:14.68		
9	McDonald, Lauren	15	SHSM
1:18.82	1:14.97		
10	Joubert, Sigrid	15	SHSM
1:19.45	1:15.02		
11	Dunsmore, Charlotte	15	HSB
1:12.28	1:16.80		
12	Tsoudis, Evanthia	15	LLHS
1:18.71	1:17.21		
13	Bond, Alexandra	15	ECS
1:11.51	1:18.64		

[\[Top of Page\]](#) [\[Event List\]](#)

Event 20 GIRLS 14-15 Midget 800m Run

SEED	NAME MARK		TEAM
1	Reid, Kianna	15	PCHS
3:11.27	2:55.79		
2	Levesque, Domonique	15	SHSM
3:01.88	2:57.70		
3	Alves, Erica	15	LLHS
3:00.10	2:58.75		
4	Lalonde, Jacynthe	15	PCHS
3:01.57	2:59.98		
5	Batrla, Andrea	15	WWHS
3:00.56	3:00.65		
6	Huge, Josephine	15	STUD
3:00.39	3:00.92		
7	Lustig, Abygael	15	STUD
2:58.59	3:02.01		
8	Loch, Carina	15	STT
3:05.82	3:03.92		
9	Ostiguy-Hopp, Maya	15	SHSM
3:07.15	3:08.06		
10	Baillairge, Audrey	15	ROY
2:59.47	3:09.90		
11	Nellis, Morgan	15	ECS
3:03.65	3:12.92		
12	Spracklin, Shaeleigh	15	WWHS
3:19.03	3:24.07		
13	Harries, Claire	15	ECS
3:23.43	3:27.69		

[\[Top of Page\]](#) [\[Event List\]](#)

Event 21 GIRLS 14-15 Midget 1500m Run

SEED	NAME MARK		TEAM
------	--------------	--	------

1	Michakis, Sophia	15	SHSM
6:27.90	6:01.32		
2	Rivest, Sophie	15	LCC
6:18.78	6:08.47		
3	Lalonde, Jacynthe	15	PCHS
6:14.31	6:09.50		
4	Batrla, Andrea	15	WWHS
6:21.38	6:11.45		
5	Razek, Layla	15	STUD
6:23.77	6:12.07		
6	Frances, Sarah	15	SHSM
6:23.20	6:22.51		
7	Greenough, Ashley	15	WWHS
6:16.06	6:27.71		
8	Baillairge, Audrey	15	ROY
6:21.93	6:29.28		
9	Rosen, Ariel	15	ECS
6:38.15	6:29.99		

[\[Top of Page\]](#) [\[Event List\]](#)

Event 22 GIRLS 14-15 Midget 3000m Run

SEED	NAME	MARK	TEAM
1	Rivest, Sophie	15	LCC
14:11.62	12:58.90		
2	Lalonde, Jacynthe	15	PCHS
13:01.01	13:01.34		
3	Hough, Victoria	15	VILL
13:36.52	13:11.43		
4	Michakis, Sophia	15	SHSM
13:38.50	13:13.42		
5	Batrla, Andrea	15	WWHS
12:59.40	13:20.26		
6	Donovan, Ashley	15	LBP
13:26.81	13:42.87		
7	Pigeon, Camille	15	STT
14:08.18	13:45.39		
8	Sabourin, Meagan	15	SHSM
14:40.49	14:42.45		
9	Greenough, Ashley	15	WWHS
14:16.75	15:14.60		
10	Eine, Victoria	15	VILL
14:58.13	15:18.56		
11	Groux, Celeste	15	HSB
14:41.02	15:20.22		
12	Pierson, Bianca	15	BHS
15:13.03	15:45.08		

[\[Top of Page\]](#) [\[Event List\]](#)

Event 23 GIRLS 14-15 Midget 80m Hurdles

FINALS

SEED	NAME MARK		TEAM
1	Braithwaite, Shillon	15	STUD
14.07	13.87		
2	Jordan, Kimberly	15	WWHS
14.06	13.92		
3	Starr, Emma	15	STT
14.09	13.96		
4	Williams, Kaylyn	15	HSB
13.95	13.99		
5	Kouri, Alexandra	15	STUD
16.59	15.69		
6	Bond, Alexandra	15	ECS
15.68	15.71		

PRELIMS

1	Starr, Emma	15	STT
14.09	13.38 Q		
2	Braithwaite, Shillon	15	STUD
14.07	13.47 q		
3	Jordan, Kimberly	15	WWHS
14.06	13.77 Q		
4	Williams, Kaylyn	15	HSB
13.95	14.17 Q		
5	Bond, Alexandra	15	ECS
15.68	15.53 q		
6	Kouri, Alexandra	15	STUD
16.59	15.62 q		
7	Mosler, Hyla	15	KUP
16.44	15.99		
8	Beauchamp, Kelsey	15	PCHS
16.25	16.47		
9	Delaney, Molly	15	SHSM
16.74	16.62		
10	Rice Douglass, Jaylin	15	TRAF
16.63	16.74		
11	Rosen, Ariel	15	ECS
17.27	17.21		
12	Malhi, Maria	15	PCHS
16.79	17.60		
13	Kolaric, Amanda	15	STT
16.71	18.97		

[\[Top of Page\]](#) [\[Event List\]](#)

Event 24 GIRLS 14-15 Midget 400m Hurdles

SEED	NAME MARK		TEAM
1	Williams, Kaylyn	15	HSB
1:16.69	1:14.55		
2	Starr, Emma	15	STT
1:19.77	1:17.79		
3	Jordan, Kimberly	15	WWHS

1:21.33	1:19.09		
4	McDonald, Lauren	15	SHSM
1:34.19	1:24.21		
5	Rosen, Ariel	15	ECS
1:26.27	1:26.87		
6	Mosler, Hyla	15	KUP
1:29.75	1:29.76		
7	Mercier, Emma	15	TRAF
1:30.29	1:29.81		
8	London, Stephanie	15	SHSM
1:42.47	1:33.26		
9	Harries, Emma	15	ECS
1:40.66	1:54.63		

[\[Top of Page\]](#) [\[Event List\]](#)

Event 25 GIRLS 14-15 Midget 4x100m Relay

SEED	NAME	MARK	TEAM
1	Westwood High School A		WWHS
55.91	56.61		
2	Howard S Billings HS A		HSB
58.99	57.43		
3	Sacred Heart School A		SHSM
1:00.01	1:00.63		
4	The Study A		STUD
1:00.03	1:00.97		
5	Royal West Academy A		ROY
1:00.07	1:02.46		
6	Pierrefonds Comp HS A		PCHS
1:07.01	1:03.84		
7	Marymount HS A		MMA
1:00.00	1:05.87		

[\[Top of Page\]](#) [\[Event List\]](#)

Event 26 GIRLS 14-15 Midget 4x400m Relay

SEED	NAME	MARK	TEAM
1	Westwood High School A		WWHS
5:05.00	4:52.75		
2	The Study A		STUD
4:00.01	5:03.42		
3	Sacred Heart School A		SHSM
4:00.03	5:08.39		
4	Howard S Billings HS A		HSB
5:06.00	5:17.40		
5	Pierrefonds Comp HS A		PCHS
5:10.00	5:21.29		
6	Edgar's Cramps Sch A		ECS
5:08.00	5:24.73		

Event 27 GIRLS 14-15 Midget High Jump

SEED	NAME MARK		TEAM
1	Fracassi, Natasha	15	BHS
1.451.40m			
2	Borondi, Eleni	15	SHSM
1.401.40m			
3	Lavoie, Laurie	15	WWHS
1.401.40m			
3	Strickland, Lily	15	VILL
1.501.40m			
5	Mercier, Emma	15	TRAF
1.401.40m			
6	Dunsmore, Charlotte	15	HSB
1.451.35m			
7	Elo-Ossebi, Mouassene	15	HSB
1.401.35m			
8	Della Rocca, Cassandra	15	ROY
1.351.25m			
9	Murray, Cassidy	15	ROY
1.451.20m			
10	Mosler, Hyla	15	KUP
1.301.20m			

Event 29 GIRLS 14-15 Midget Long Jump

SEED	NAME MARK		TEAM
1	Braithwaite, Shillon	15	STUD
3.374.50m			
2	Troquet, Laurence	15	LCC
3.894.50m			
3	Dunsmore, Charlotte	15	HSB
4.464.40m			
4	Hornstein, Gemma	15	VILL
3.354.40m			
5	Rice Douglass, Jaylin	15	TRAF
3.834.21m			
6	Reid, Kianna	15	PCHS
3.854.16m			
7	Hatzis, Elizabeth	15	ECS
3.814.13m			
8	Delaney, Molly	15	SHSM
3.594.10m			
9	Elo-Ossebi, Mouassene	15	HSB
3.993.99m			
10	Fraser, Fcarmen	15	HSB
4.163.98m			

11	Della Rocca, Cassandra	15	ROY
3.713.72m			
12	Chiappetta, Vanessa	15	WWHS
3.973.37m			
13	Malhi, Maria	15	PCHS
3.753.16m			

[\[Top of Page\]](#) [\[Event List\]](#)

Event 30 GIRLS 14-15 Midget Triple Jump

SEED	NAME MARK		TEAM
1	Dunsmore, Charlotte	15	HSB
8.949.47m			
2	Lavoie, Laurie	15	WWHS
8.218.44m			
3	Hatzis, Elizabeth	15	ECS
9.158.40m			
4	Hornstein, Gemma	15	VILL
7.738.25m			
5	Hills, Alexandra	15	SHSM
7.678.13m			
6	Murray, Cassidy	15	ROY
7.928.11m			
7	Strickland, Lily	15	VILL
7.887.82m			
8	Spracklin, Shaeleigh	15	WWHS
7.737.60m			
9	Reid, Kianna	15	PCHS
7.837.30m			
10	Della Rocca, Cassandra	15	ROY
7.177.28m			
11	Hondonga, Tadi	15	KUP
7.897.02m			
12	Velenosi, Alexia	15	VILL
7.246.98m			
13	Lopez, Aracely	15	JFK
7.326.78m			
14	Salois, Jacynthe	15	RIV
6.816.60m			

[\[Top of Page\]](#) [\[Event List\]](#)

Event 31 GIRLS 14-15 Midget Shot Put

SEED	NAME MARK		TEAM
1	Fracassi, Natasha	15	BHS
9.309.72m			
2	Philip-Horsford, Zakiya	15	BA
9.599.70m			
3	Scalia, Alexa	15	SHSM

7.018.93m	4	Pigeon, Camille	15	STT
8.638.81m	5	King, Tanya	15	WWHS
8.558.72m	6	Fraser, Fcarmen	15	HSB
7.778.42m	7	Buckingham, Kayla	15	RHS
7.418.30m	8	Rice Douglass, Jaylin	15	TRAF
7.608.06m	9	Chemtov, Beatrice	15	TRAF
8.427.84m	10	Smith, Tanaya	15	PCHS
8.477.83m	11	Sarkadi, Siera	15	WIC
7.807.80m	12	Velenosi, Alexia	15	VILL
7.657.06m				

[\[Top of Page\]](#) [\[Event List\]](#)

Event 32 GIRLS 14-15 Midget Discus Throw

SEED	NAME	MARK	TEAM	
	1	Velenosi, Alexia	15	VILL
13.132	2	Philip-Horsford, Zakiya	15	BA
18.702	3	Selinsky, Kimberlie	15	WIC
22.102	4	Chemtov, Beatrice	15	TRAF
20.872	5	Buckingham, Kayla	15	RHS
17.002	6	Upshaw-Ruffner, India	15	HSB
19.401	7	Fracassi, Natasha	15	BHS
16.781	8	Dawes-Wilson, Aaliyah	15	LA
16.851	9	Xiang, Laurel	15	ECS
17.301	10	Frances, Sarah	15	SHSM
16.051	11	Rice Douglass, Jaylin	15	TRAF
17.081	12	Di Iorio-decker, Alycia	15	LA
17.781	13	Levesque, Domonique	15	SHSM
15.001	14	Drummond, Lauren	15	SHSM
13.211	15	Carara, Giabrele	15	STUD
12.911	16	Wong, Zoe	15	STUD
14.301				

Event 33 GIRLS 14-15 Midget Javelin Throw

SEED	NAME MARK		TEAM
1	Fracassi, Natasha	15	BHS
21.86	25.15m		
2	Sarkadi, Siera	15	WIC
20.80	21.97m		
3	Scalia, Alexa	15	SHSM
15.19	19.88m		
4	Beauchamp, Kelsey	15	PCHS
17.75	17.94m		
5	Philip-Horsford, Zakiya	15	BA
16.00	17.55m		
6	Sahakian, Chelsea	15	KUP
18.18	17.45m		
7	Baillairge, Audrey	15	ROY
12.66	16.36m		
8	Gelastopoulos, Alexandra	15	ROY
14.90	15.84m		
9	Chemtov, Beatrice	15	TRAF
17.16	14.48m		
10	Selinsky, Kimberlie	15	WIC
18.27	14.24m		
11	Stodiakis, Maria	15	LLHS
17.97	11.70m		
12	Drummond, Lauren	15	SHSM
13.84	11.57m		

Event 34 GIRLS 16-18 Juvenile 100m Dash

FINALS

SEED	NAME MARK		TEAM
1	Savoury, Jordan	17	LCCH
12.37	12.66		
2	Mulhern, Julia	17	KUP
12.99	13.14		
3	Morris, Shailah	17	VILL
14.46	13.41		
4	Bokos, Christina	17	STT
14.94	13.79		
5	Rado-Rinaldo, Isabella	17	LLHS
13.78	13.90		
6	Merritte, Leela	17	ECS
13.68	13.92		
7	Allen-Beckles, Keiya	17	LCCH
13.66	14.03		

8	Berry, Vanessa	17	STT
15.70	14.86		

PRELIMS

1	Savoury, Jordan	17	LCCH
12.37	12.87 q		
2	Mulhern, Julia	17	KUP
12.99	13.39 q		
3	Morris, Shailah	17	VILL
14.46	13.63 q		
4	Merritte, Leela	17	ECS
13.68	13.87 q		
5	Bokos, Christina	17	STT
14.94	13.95 q		
6	Allen-Beckles, Keiya	17	LCCH
13.66	14.01 q		
7	Rado-Rinaldo, Isabella	17	LLHS
13.78	14.45 q		
8	Berry, Vanessa	17	STT
15.70	14.65 q		
9	Lemay, Alice	17	ECS
14.20	14.99		
10	D'Ambrosio, Sierra	17	LCCH
14.31	15.00		
11	Ciorra, Tamara	17	LMAC
16.30	15.24		
12	Ouimet, Charlotte	17	ROY
16.35	15.26		
13	Hoffman, Emma Lee	17	ROY
16.14	15.63		

[\[Top of Page\]](#) [\[Event List\]](#)

Event 35 GIRLS 16-18 Juvenile 200m Run

FINALS

SEED	NAME	MARK	TEAM
1	Savoury, Jordan	17	LCCH
25.36	25.61		
2	Angell, Kaitlin	17	WWHS
26.56	26.96		
3	Berube, Victoria	17	WWHS
26.99	27.42		
4	Bokos, Christina	17	STT
30.69	27.92		
5	Morris, Shailah	17	VILL
29.04	28.00		
6	Williams, Naquita	17	HSB
28.53	29.11		

PRELIMS

1	Angell, Kaitlin	17	WWHS
---	-----------------	----	------

26.56	26.85	Q		
2	Berube, Victoria		17	WWHS
26.99	27.34	q		
3	Bokos, Christina		17	STT
30.69	27.86	q		
4	Savoury, Jordan		17	LCCH
25.36	27.89	Q		
5	Morris, Shailah		17	VILL
29.04	28.21	q		
6	Williams, Naquita		17	HSB
28.53	28.89	Q		
7	Rado-Rinaldo, Isabella		17	LLHS
26.06	29.01			
8	Allen-Beckles, Keiya		17	LCCH
28.68	29.55			
9	Lemay, Alice		17	ECS
29.37	30.54			
10	Callocchia, Angelina		17	SHSM
36.22	31.98			
11	Randolph, Hannah		17	ROY
34.17	32.40			
12	Khalil-Griffin, Sophia		17	SHSM
35.95	33.63			

[\[Top of Page\]](#) [\[Event List\]](#)

Event 36 GIRLS 16-18 Juvenile 400m Run

SEED	NAME	MARK	TEAM
1	Rado-Rinaldo, Isabella	17	LLHS
1:07.68	1:07.78		
2	Morelli, Emily	17	WIC
1:11.83	1:11.86		
3	Nellis, Brianna	17	ECS
1:17.09	1:14.09		
4	Berry, Vanessa	17	STT
1:16.10	1:14.72		
5	Ciorra, Tamara	17	LMAC
1:21.45	1:15.18		
6	Lemay, Alice	17	ECS
1:12.76	1:15.85		
7	Desparois, Sian	17	WIC
1:19.08	1:16.23		
8	Bray Le metayer, Aymee	17	WHS
1:17.82	1:22.27		
9	Kametani, Marie	17	STUD
1:31.25	1:27.85		

[\[Top of Page\]](#) [\[Event List\]](#)

Event 37 GIRLS 16-18 Juvenile 800m Run

NAME	TEAM
------	------

SEED	MARK		
1	Pugsley, Lauren	17	WIC
2:50.81	2:53.47		
2	Nellis, Brianna	17	ECS
2:55.29	2:57.27		
3	Douglas, Emma	17	KUP
2:58.26	2:59.55		
4	Atsaidis, Zoe	17	LCC
3:33.28	3:26.98		
5	Kametani, Marie	17	STUD
3:20.37	3:28.92		
6	Bray Le metayer, Aymee	17	WHS
3:15.13	3:43.74		

[\[Top of Page\]](#) [\[Event List\]](#)

Event 38 GIRLS 16-18 Juvenile 1500m Run

SEED	MARK	NAME	TEAM
1	Pugsley, Lauren	17	WIC
5:55.64	5:56.03		
2	Morelli, Emily	17	WIC
6:04.78	5:58.28		
3	Douglas, Emma	17	KUP
6:03.64	6:00.72		
4	Tory, Robin	17	LCC
6:24.72	6:06.23		
5	Mulhern, Julia	17	KUP
6:17.93	6:10.75		
6	Peters, Meagan	17	HSB
6:18.57	6:11.05		
7	Atsaidis, Zoe	17	LCC
7:01.95	6:47.58		
8	Li, Sarah	17	WIC
6:51.68	6:59.99		

[\[Top of Page\]](#) [\[Event List\]](#)

Event 39 GIRLS 16-18 Juvenile 3000m Run

SEED	MARK	NAME	TEAM
1	Pugsley, Lauren	17	WIC
12:34.72	12:34.35		
2	Douglas, Emma	17	KUP
12:32.37	12:36.76		
3	Tory, Robin	17	LCC
14:02.27	13:01.55		
4	Peters, Meagan	17	HSB
12:59.76	13:24.28		
5	Atsaidis, Zoe	17	LCC

14:57.79	14:11.88		
6	Miller, Justine	17	ECS
13:32.08	14:21.28		
7	Jang, Maddy	17	ROY
15:09.85	14:48.49		

[\[Top of Page\]](#) [\[Event List\]](#)

Event 40 GIRLS 16-18 Juvenile 100m Hurdles

FINALS

SEED	NAME MARK		TEAM
1	O'Connor, Jaymie	17	HSB
14.53	14.36		
2	Frantz, Kirsten	17	ROY
17.28	16.34		
3	Berube, Victoria	17	WWHS
16.99	16.60		
4	Lemay, Alice	17	ECS
17.47	17.63		
5	Ouimet, Charlotte	17	ROY
20.92	19.45		
6	Lawler, Maddy	17	ROY
20.40	19.63		

PRELIMS

1	O'Connor, Jaymie	17	HSB
14.53	15.13 Q		
2	Frantz, Kirsten	17	ROY
17.28	16.17 Q		
3	Berube, Victoria	17	WWHS
16.99	17.18 Q		
4	Lemay, Alice	17	ECS
17.47	17.76 q		
5	Lawler, Maddy	17	ROY
20.40	19.76 q		
6	Ouimet, Charlotte	17	ROY
20.92	20.18 q		
7	Dluhosh, Chloe	17	ECS
21.85	21.04		
8	Rubbo, Karen	17	SHSM
22.82	21.96		
9	Varvaro, Dalia	17	SHSM
22.92	22.98		
10	Davey, Zariah	17	WHS
21.33	23.19		
11	Flowers, Meagan	17	LA
20.01	23.25		

[\[Top of Page\]](#) [\[Event List\]](#)

Event 41 GIRLS 16-18 Juvenile 400m Hurdles

SEED	NAME	MARK	TEAM
1	Frantz, Kirsten	17	ROY
1:09.40	1:09.73		
2	Lemay, Alice	17	ECS
1:17.53	1:20.85		
3	Johansson, Melissa	17	JRHS
1:29.75	1:22.60		
4	Lawler, Maddy	17	ROY
1:30.00	1:25.31		
5	Desparois, Sian	17	WIC
1:25.14	1:27.26		
6	Tinsmouth, Laura	17	WIC
1:31.99	1:29.90		
7	Nellis, Brianna	17	ECS
1:24.41	1:31.30		
8	Varvaro, Dalia	17	SHSM
1:36.53	1:34.00		

[\[Top of Page\]](#) [\[Event List\]](#)

Event 42 GIRLS 16-18 Juvenile 4x100m Relay

SEED	NAME	MARK	TEAM
1	LaSalle Comm Comp HS A		LCCH
55.68	53.65		
2	Edgar's Cramps Sch A		ECS
58.31	54.68		
3	Howard S Billings HS B		HSB
57.52	56.19		
4	Royal West Academy A		ROY
1:00.05	58.67		
5	Sacred Heart School A		SHSM
1:00.03	1:00.01		

[\[Top of Page\]](#) [\[Event List\]](#)

Event 43 GIRLS 16-18 Juvenile 4x400m Relay

SEED	NAME	MARK	TEAM
1	Howard S Billings HS A		HSB
5:21.09	4:50.29		
2	Royal West Academy A		ROY
4:00.00	4:54.17		
3	Edgar's Cramps Sch A		ECS
5:21.34	5:11.55		
4	Sacred Heart School A		SHSM

4:00.01 5:15.93

[\[Top of Page\]](#) [\[Event List\]](#)

Event 44 GIRLS 16-18 Juvenile High Jump

SEED	NAME MARK		TEAM
1	O'Connor, Jaymie	17	HSB
1.451.45m			
2	Dluhosh, Chloe	17	ECS
1.351.40m			
2	Frantz, Kirsten	17	ROY
1.551.40m			
4	Paris, Jaylin	17	WHS
1.301.35m			
5	Hildebrand, Lara	17	ECS
1.301.30m			
6	Morelli, Emily	17	WIC
1.251.30m			
6	Ouimet, Charlotte	17	ROY
1.351.30m			

[\[Top of Page\]](#) [\[Event List\]](#)

Event 46 GIRLS 16-18 Juvenile Long Jump

SEED	NAME MARK		TEAM
1	O'Connor, Jaymie	17	HSB
5.105.41m			
2	Merritte, Leela	17	ECS
4.244.66m			
3	Bokos, Christina	17	STT
3.564.50m			
4	Ali, Sana	17	LAUR
3.964.49m			
5	Lawler, Maddy	17	ROY
3.404.17m			
6	Majdell, Toni	17	ECS
3.744.11m			
7	Randolph, Hannah	17	ROY
2.923.99m			
8	Groszman, Tessa	17	ECS
3.753.89m			
9	Allen-Beckles, Keiya	17	LCCH
3.893.71m			
10	Morelli, Emily	17	WIC
3.783.41m			

[\[Top of Page\]](#) [\[Event List\]](#)

Event 47 GIRLS 16-18 Juvenile Triple Jump

SEED	NAME MARK		TEAM
1	O'Connor, Jaymie	17	HSB
10.71	10.42m		
2	Dluhosh, Chloe	17	ECS
9.79	9.42m		
3	Sadaka, Arielle	17	ROY
9.24	9.25m		
4	Ali, Sana	17	LAUR
8.50	8.16m		
5	Ouimet, Charlotte	17	ROY
8.18	8.70m		
6	Groszman, Tessa	17	ECS
8.62	8.07m		
7	Hoffman, Emma Lee	17	ROY
7.90	7.07m		
8	Johansson, Melissa	17	JRHS
7.87	7.81m		
9	Ward, Kate	17	BHS
7.19	7.10m		
10	Buenviaje, Kirstin	17	MACD
7.10	6.88m		
11	Li, Sarah	17	WIC
6.82	6.60m		

[\[Top of Page\]](#) [\[Event List\]](#)

Event 48 GIRLS 16-18 Juvenile Shot Put

SEED	NAME MARK		TEAM
1	Williams, Naquita	17	HSB
9.00	9.06m		
2	Merritte, Leela	17	ECS
8.79	8.57m		
3	Lammequin, Kim	17	RHS
8.04	8.52m		
4	Stewart, Jade	17	RIV
7.91	8.24m		
5	Nikolopoulos, Raphaela	17	SHSM
7.07	7.12m		
6	Popovic, Georgina	17	WHS
6.10	7.08m		
7	Hoffman, Emma Lee	17	ROY
6.53	7.00m		
8	Xiang, Lucille	17	ECS
6.14	6.71m		
9	Carbone, Elanore	17	TRAF
6.39	6.66m		
10	Callocchia, Angelina	17	SHSM
6.94	6.55m		
11	Ward, Kate	17	BHS
5.62	6.01m		

12	Ledoux, Victoria	17	HSB
5.635.79m			
13	Sadaka, Arielle	17	ROY
5.965.63m			
14	Ghanem, Nadia	17	RIV
5.915.43m			

[\[Top of Page\]](#) [\[Event List\]](#)

Event 49 GIRLS 16-18 Juvenile Discus Throw

SEED	NAME MARK		TEAM
1	Williams, Naquita	17	HSB
29.5227.16m			
2	Merritte, Leela	17	ECS
23.5023.04m			
3	Callocchia, Angelina	17	SHSM
19.3522.15m			
4	Lammequin, Kim	17	RHS
18.8020.05m			
5	Stewart, Jade	17	RIV
16.2419.89m			
6	Xiang, Lucille	17	ECS
18.7219.00m			
7	Nikolopoulos, Raphaela	17	SHSM
16.0518.63m			
8	Rasmussen, Courtney	17	MACD
11.1218.36m			
9	Hoffman, Emma Lee	17	ROY
16.3517.87m			
10	Ward, Kate	17	BHS
14.9517.63m			
11	Ghanem, Nadia	17	RIV
14.0016.11m			
12	Rohlicek, Elizabeth	17	ECS
16.8015.74m			
13	Buenviaje, Kirstin	17	MACD
10.1815.21m			

[\[Top of Page\]](#) [\[Event List\]](#)

Event 50 GIRLS 16-18 Juvenile Javelin Throw

SEED	NAME MARK		TEAM
1	Merritte, Leela	17	ECS
27.2528.15m			
2	O'Connor, Jaymie	17	HSB
27.0028.10m			
3	Lammequin, Kim	17	RHS
15.6024.85m			
4	Ward, Kate	17	BHS

21.1020.38m			
5	Desparois, Sian	17	WIC
19.2420.12m			
6	Bews, Victoria	17	VILL
14.4017.55m			
7	Williams, Naquita	17	HSB
17.7517.47m			
8	Carbone, Elanore	17	TRAF
17.7116.50m			
9	Stewart, Jade	17	RIV
11.4013.55m			
10	Proulx, Dominique	17	LMAC
14.0013.02m			
11	Paquet, Kyra	17	VILL
12.6012.92m			
12	Sadaka, Arielle	17	ROY
13.0012.53m			
13	Frantz, Kirsten	17	ROY
13.9011.33m			
14	Massuda, Castelina	17	WIC
14.2711.01m			
15	Miller, Justine	17	ECS
16.9611.00m			
16	Johansson, Melissa	17	JRHS
12.8910.32m			

[\[Top of Page\]](#) [\[Event List\]](#)

FLAG FOOTBALL PLAYOFFS 2015

31/05/2015 18:29

Juvenile Girls - Division 1

Top 2 make it

Semi Final	Final	Champions
KUPER cannot play May 22		
1A (Home) - WWHS - 31 FP2 - Monday, May 25th - 2:30pm (DH) at Junior Campus 2B - VILLA - 0	WWHS (Home) - 8 FP13 - Wednesday, May 27th - 4:15pm at Junior Campus	Westwood High School Game MVP: Shaeleigh Spracklin - WWHS
2A - KUPER - 15 FP5 - Monday, May 25th - 4:15pm at Terra Cotta 1B (Home) - STT - 6	KUPER - 6	

Juvenile Girls - Division 3

Top 3 make playoffs

Semi Final	Final	Champions
WIC cannot play May 28, 29		
3A - LA. - 6 FP6 - Tuesday, May 26th - 4:15pm at DDO 2A (Home) - WIC - 20	1A (Home) - ESD - 48 FP14 - Wednesday, May 27th - 4:15pm at Sarto Desnoyer park	Ecole Secondaire Dorval Game MVP
	WIC - 0	

Midget Girls - Division 1

Top 2 make it

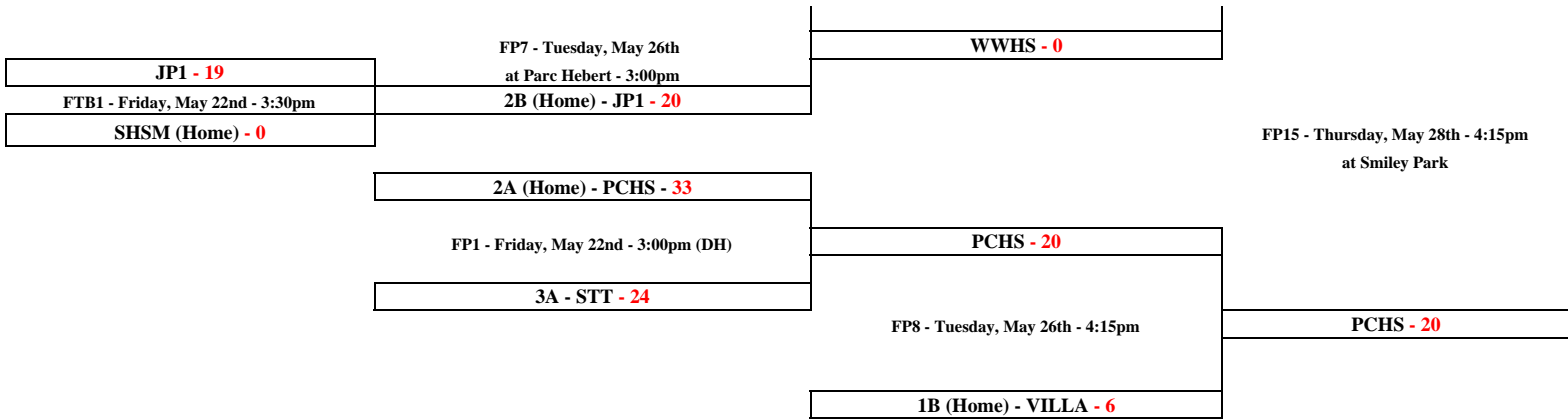
Semi Final	Final	Champions
1A (Home) - WWHS - 0 FP3 - Monday, May 25th - 3:45pm (DH) at Junior Campus 2B - STT - 7	STT - 0 FP12 - Wednesday, May 27th - 4:15pm	Villa Maria High School Game MVP
2A - BHS - 0 FP4 - Monday, May 25th - 4:45pm 1B (Home) - VILLA - 30	VILLA (Home) - 20	

Bantam Girls - Division 1

Tie break Quarter Finals Semis Final


PCHS cannot play May 29th

4A - WWHS - 28	1A (Home) - KUPER - 21 FP11 - Wednesday, May 27th - 4:15pm at Smiley Park	KUPER - 6
----------------	---	-----------



Bantam Girls - Division 3

Top 4 teams make it



2015 GMAA Girls Championship Track & Field Meet

Wednesday, May 20th, 2015

St Laurent

05/20/2015 - 05/20/2015

Meet Scores

FEMALE INDIVIDUAL Age Group 11 - 13			
1	HORN, KENDALL	KUPER ACADEMY	26.000
2	LOOPER, ALISON	ROYAL WEST ACADEMY	24.000
3	GREEN, DEONDRA	RIVERDALE HS	21.000
4	HUGHES, SARA	VILLA MARIA	16.000
5	KOUKI, SARAH	VILLA MARIA	14.000
6	HAVEL, MIRIAM	BEACONSFIELD HS	13.000
7	REID, BRYANNA	LASALLE COMM COMP HS	12.000
8	POMPEY, EARLENA	LASALLE COMM COMP HS	8.000
8	MALIK, SARA	VILLA MARIA	8.000
10	SMITH, ANNALIES	ROYAL WEST ACADEMY	7.000
10	FODOR, ELLA SKYE	BEACONSFIELD HS	7.000
12	RAE, SHELBIL	WESTMOUNT HS	6.000
12	MURPHY, ELSPETH	EDGAR'S CRAMPS SCH	6.000
14	LAHACHE, KELSEY	EDGAR'S CRAMPS SCH	5.500
15	GRAZIANI, SOPHIA	LAVAL LIBERTY HS	5.000
15	GOODLEAF, WENHNISERIIOSTH	KAHNAWAKE SURVIVAL S	5.000
15	BONTER, AMELIA	ROYAL WEST ACADEMY	5.000
15	RASSI, ARIANA	WESTWOOD HIGH SCHOOL	5.000
15	SHATILLA, SKYLAR	EDGAR'S CRAMPS SCH	5.000
15	MINTZBERG, TARA	EDGAR'S CRAMPS SCH	5.000
21	DIAS, EMILY	WESTWOOD HIGH SCHOOL	4.000
21	DESRUISSEAU, SABRINA	HOWARD S BILLINGS HS	4.000
21	QUINSEY, EMMA	HOWARD S BILLINGS HS	4.000
21	CAPRERA, LILAH	SACRED HEART SCHOOL	4.000
21	CREAGHAN, LILY	THE STUDY	4.000
21	KOURI, CAROLINE	THE STUDY	4.000
27	HADEF, RACHEL	TRAFALGAR SCHOOL	3.000
27	DWYER, AVA	EDGAR'S CRAMPS SCH	3.000
27	PAPAMONIODIS, DIDI	LAVAL LIBERTY HS	3.000
27	DIABO, TIAKOTIERENHTEN	KAHNAWAKE SURVIVAL S	3.000
27	JESTER, AMANDA	BEACONSFIELD HS	3.000
27	ANASTASOPOULOS, GLORIA	ROYAL WEST ACADEMY	3.000
27	ETHIER, CHLOE	ST THOMAS HS	3.000
27	STEPHENSON, AMELIA	ST THOMAS HS	3.000
27	BURDICK, KAYLA	LAVAL LIBERTY HS	3.000

27	SUTHERLAND, KELLY	PIERREFONDS COMP HS	3.000
27	MBARGA, ANNAISE	LOWER CANADA COLLEGE	3.000
27	KLEIN, SARAH	ROYAL WEST ACADEMY	3.000
27	MAKAROV, MARIA	LOWER CANADA COLLEGE	3.000
40	MALIKOTSIS, CHLOE	THE STUDY	2.000
40	LEMIEUX, JADYN	HOWARD S BILLINGS HS	2.000
40	DESJARDINS, LEEANN	MACDONALD HS	2.000
40	CIANCI, JULIA	SACRED HEART SCHOOL	2.000
40	SMITH, DAISY	SACRED HEART SCHOOL	2.000
40	RAMBALLY, CATHERINE	LOWER CANADA COLLEGE	2.000
40	MCKEOWN, SHANNEN	WESTWOOD HIGH SCHOOL	2.000
40	ROBECK, JANE	LOWER CANADA COLLEGE	2.000
48	DOBIE, LAUREN	ST THOMAS HS	1.000
48	GREGOIRE, VICTORIA	WESTWOOD HIGH SCHOOL	1.000
48	DIPAULO, MICKAELA	VILLA MARIA	1.000
51	MORIN, DAHLIA	LASALLE COMM COMP HS	.500

FEMALE INDIVIDUAL Age Group 14 - 15

1	WILLIAMS, KAYLYN	HOWARD S BILLINGS HS	24.000
2	FRACASSI, NATASHA	BEACONSFIELD HS	21.000
3	TROQUET, LAURENCE	LOWER CANADA COLLEGE	19.000
3	KUZIK, LAURN	WESTWOOD HIGH SCHOOL	19.000
5	BRAITHWAITE, SHILLON	THE STUDY	14.000
6	DUNSMORE, CHARLOTTE	HOWARD S BILLINGS HS	13.000
6	JORDAN, KIMBERLY	WESTWOOD HIGH SCHOOL	13.000
8	RIVEST, SOPHIE	LOWER CANADA COLLEGE	12.000
8	LALONDE, JACYNTHE	PIERREFONDS COMP HS	12.000
8	STARR, EMMA	ST THOMAS HS	12.000
8	PHILIP-HORSFORD, ZAKIYA	BEURLING ACADEMY	12.000
12	MICHAKIS, SOPHIA	SACRED HEART SCHOOL	10.000
12	REID, KIANNA	PIERREFONDS COMP HS	10.000
14	LAVOIE, LAURIE	WESTWOOD HIGH SCHOOL	8.500
15	SCALIA, ALEXA	SACRED HEART SCHOOL	8.000
16	VELENOSI, ALEXIA	VILLA MARIA	7.000
16	KING, TANYA	WESTWOOD HIGH SCHOOL	7.000
16	BATRLA, ANDREA	WESTWOOD HIGH SCHOOL	7.000
19	HORNSTEIN, GEMMA	VILLA MARIA	6.000
19	BORONDI, ELENI	SACRED HEART SCHOOL	6.000
21	SARKADI, SIERA	WEST ISLAND COLLEGE	5.000
21	LEVESQUE, DOMONIQUE	SACRED HEART SCHOOL	5.000
23	ALVES, ERICA	LAVAL LIBERTY HS	4.000
23	SELINSKY, KIMBERLIE	WEST ISLAND COLLEGE	4.000
23	HOUGH, VICTORIA	VILLA MARIA	4.000
23	HATZIS, ELIZABETH	EDGAR'S CRAMPS SCH	4.000
27	STRICKLAND, LILY	VILLA MARIA	3.500
28	BEAUCHAMP, KELSEY	PIERREFONDS COMP HS	3.000
28	CHEMTOV, BEATRICE	TRAFALGAR SCHOOL	3.000

28	PIGEON, CAMILLE	ST THOMAS HS	3.000
28	MCDONALD, LAUREN	SACRED HEART SCHOOL	3.000
32	ROSEN, ARIEL	EDGAR'S CRAMPS SCH	2.000
32	RAZEK, LAYLA	THE STUDY	2.000
32	MERCIER, EMMA	TRAFALGAR SCHOOL	2.000
32	DELANEY, MOLLY	SACRED HEART SCHOOL	2.000
32	KOURI, ALEXANDRA	THE STUDY	2.000
32	RICE DOUGLASS, JAYLIN	TRAFALGAR SCHOOL	2.000
32	BUCKINGHAM, KAYLA	ROSEMOUNT HS	2.000
32	HILLS, ALEXANDRA	SACRED HEART SCHOOL	2.000
40	UPSHAW-RUFFNER, INDIA	HOWARD S BILLINGS HS	1.000
40	DONOVAN, ASHLEY	LESTER B PEARSON HS	1.000
40	FRANCES, SARAH	SACRED HEART SCHOOL	1.000
40	BRISEBOIS, ALEXANDRA	THE STUDY	1.000
40	FRASER, FCARMEN	HOWARD S BILLINGS HS	1.000
40	MURRAY, CASSIDY	ROYAL WEST ACADEMY	1.000
40	HUGE, JOSEPHINE	THE STUDY	1.000
40	MOSLER, HYL A	KUPER ACADEMY	1.000
40	SAHAKIAN, CHELSEA	KUPER ACADEMY	1.000
40	BOND, ALEXANDRA	EDGAR'S CRAMPS SCH	1.000

FEMALE INDIVIDUAL Age Group 16 - 18

1	O'CONNOR, JAYMIE	HOWARD S BILLINGS HS	33.000
2	MERRITTE, LEELA	EDGAR'S CRAMPS SCH	23.000
3	PUGSLEY, LAUREN	WEST ISLAND COLLEGE	21.000
4	FRANTZ, KIRSTEN	ROYAL WEST ACADEMY	16.500
5	WILLIAMS, NAQUITA	HOWARD S BILLINGS HS	15.000
6	SAVOURY, JORDEN	LASALLE COMM COMP HS	14.000
7	DOUGLAS, EMMA	KUPER ACADEMY	13.000
8	LAMMEQUIN, KIM	ROSEMOUNT HS	11.000
9	MORELLI, EMILY	WEST ISLAND COLLEGE	10.500
10	BOKOS, CHRISTINA	ST THOMAS HS	10.000
11	DLUHOSH, CHLOE	EDGAR'S CRAMPS SCH	9.500
12	LEMAY, ALICE	EDGAR'S CRAMPS SCH	9.000
12	NELLIS, BRIANNA	EDGAR'S CRAMPS SCH	9.000
12	RADO-RINALDO, ISABELLA	LAVAL LIBERTY HS	9.000
15	BERUBE, VICTORIA	WESTWOOD HIGH SCHOOL	8.000
16	TORY, ROBIN	LOWER CANADA COLLEGE	7.000
16	MULHERN, JULIA	KUPER ACADEMY	7.000
18	ALI, SANA	LAURENHILL ACADEMY	6.000
18	LAWLER, MADDY	ROYAL WEST ACADEMY	6.000
18	MORRIS, SHAILAH	VILLA MARIA	6.000
21	ATSAIDIS, ZOE	LOWER CANADA COLLEGE	5.000
21	STEWART, JADE	RIVERDALE HS	5.000
21	ANGELL, KAITLIN	WESTWOOD HIGH SCHOOL	5.000
24	OUIMET, CHARLOTTE	ROYAL WEST ACADEMY	4.500
25	SADAKA, ARIELLE	ROYAL WEST ACADEMY	4.000

25 PETERS, MEAGAN	HOWARD S BILLINGS HS	4.000
25 CALLOCCHIA, ANGELINA	SACRED HEART SCHOOL	4.000
25 DESPAROIS, SIAN	WEST ISLAND COLLEGE	4.000
25 JOHANSSON, MELISSA	JOHN RENNIE HS	4.000
30 PARIS, JAYLIN	WESTMOUNT HS	3.000
30 BERRY, VANESSA	ST THOMAS HS	3.000
30 WARD, KATE	BEACONSFIELD HS	3.000
33 HILDEBRAND, LARA	EDGAR'S CRAMPS SCH	2.000
33 KAMETANI, MARIE	THE STUDY	2.000
33 NIKOLOPOULOS, RAPHAELA	SACRED HEART SCHOOL	2.000
33 CIORRA, TAMARA	LAURIER MACDONALD HS	2.000
37 TINSMOUTH, LAURA	WEST ISLAND COLLEGE	1.000
37 MILLER, JUSTINE	EDGAR'S CRAMPS SCH	1.000
37 MAJDELL, TONI	EDGAR'S CRAMPS SCH	1.000
37 GROSZMAN, TESSA	EDGAR'S CRAMPS SCH	1.000
37 BRAY LE METAYER, AYMEE	WESTMOUNT HS	1.000
37 POPOVIC, GEORGINA	WESTMOUNT HS	1.000
37 XIANG, LUCILLE	EDGAR'S CRAMPS SCH	1.000
37 BEWS, VICTORIA	VILLA MARIA	1.000

GMAA Rugby 7's Girls Tournament

Friday, May 8th, 2015 at Concordia University (Sherbrooke St

FIELD SCHEDULE

TIME	#	FIELD "1"	Away	Score	Home	Score
8:30 AM	1	JUV A	ROYAL	25	LA.	0
8:50 AM	2	JUV B	BA	25	LPHS	0
9:10 AM	3	JUV C	PCHS	27	BHS	5
9:30 AM	4	JUV D	HSBHS	31	MSGR	5
9:50 AM	5	MID	ECS	25	HSBHS	5
10:10 AM	6	MID	CVR	12	WWHS	10
10:30 AM	7	JUV A	CVR	35	LA.	0
11:00 AM	8	JUV B	BA	0	WWHS	32
11:20 AM	9	JUV C	PCHS	0	SAA	19
11:40 AM	10	JUV D	ESGF	0	HSBHS	27
12:00 PM	11	MID	ECS	12	CVR	10
12:20 PM	12	MID	HSBHS	5	WWHS	15
12:40 PM	13	JUV A	CVR	32	ROYAL	0
1:00 PM	14	JUV B	WWHS	34	LPHS	0
1:30 PM	15	JUV C	SAA	34	BHS	0
1:50 PM	16	JUV D	ESGF	5	MSGR	24
2:10 PM	17	MID	HSBHS	10	CVR	5
2:30 PM	18	MID	ECS	7	WWHS	10
2:50 PM	19	JUV	3A	10	3B	15
3:10 PM	20	JUV	3C	0	3D	17
3:30 PM	21	JUV SEMI	1A	20	1D	5
4:00 PM	22	JUV SEMI	1B	19	1C	17
4:20 PM	23	JUV	2A	0	2B	10
4:40 PM	24	JUV	2C	5	2D	17
5:00 PM	25	MID FINAL	2ND	29	1ST	0

2015 GMAA Girls Championship Track & Field Meet

Wednesday, May 20th, 2015

St Laurent

05/20/2015 - 05/20/2015

Meet Scores

FEMALE TEAM Age Group 11 - 13			
1	ROYAL WEST ACADEMY	ROY	53.000
2	VILLA MARIA	VILL	42.000
3	EDGAR'S CRAMPS SCH	ECS	31.500
4	LASALLE COMM COMP HS	LCCH	27.500
5	KUPER ACADEMY	KUP	26.000
6	BEACONSFIELD HS	BHS	23.000
7	RIVERDALE HS	RIV	21.000
8	LOWER CANADA COLLEGE	LCC	19.000
9	WESTWOOD HIGH SCHOOL	WWHS	12.000
10	HOWARD S BILLINGS HS	HSB	11.000
10	THE STUDY	STUD	11.000
10	LAVAL LIBERTY HS	LLHS	11.000
13	SACRED HEART SCHOOL	SHSM	10.000
14	KAHNAWAKE SURVIVAL S	KSS	8.000
15	ST THOMAS HS	STT	7.000
16	PIERREFONDS COMP HS	PCHS	6.000
16	WESTMOUNT HS	WHS	6.000
18	TRAFALGAR SCHOOL	TRAF	3.000
19	MACDONALD HS	MACD	2.000
FEMALE TEAM Age Group 14 - 15			
1	WESTWOOD HIGH SCHOOL	WWHS	68.500
2	HOWARD S BILLINGS HS	HSB	47.000
3	SACRED HEART SCHOOL	SHSM	45.000
4	LOWER CANADA COLLEGE	LCC	31.000
5	THE STUDY	STUD	28.000
5	PIERREFONDS COMP HS	PCHS	28.000
7	BEACONSFIELD HS	BHS	21.000
8	VILLA MARIA	VILL	20.500
9	ST THOMAS HS	STT	15.000
10	BEURLING ACADEMY	BA	12.000
11	WEST ISLAND COLLEGE	WIC	9.000
12	EDGAR'S CRAMPS SCH	ECS	8.000
13	TRAFALGAR SCHOOL	TRAF	7.000
14	LAVAL LIBERTY HS	LLHS	4.000
15	ROYAL WEST ACADEMY	ROY	3.000

16	KUPER ACADEMY	KUP	2.000
16	ROSEMOUNT HS	RHS	2.000
18	LESTER B PEARSON HS	LBP	1.000
FEMALE TEAM Age Group 16 - 18			
1	EDGAR'S CRAMPS SCH	ECS	65.500
2	HOWARD S BILLINGS HS	HSB	63.000
3	ROYAL WEST ACADEMY	ROY	39.000
4	WEST ISLAND COLLEGE	WIC	36.500
5	LASALLE COMM COMP HS	LCCH	21.000
6	KUPER ACADEMY	KUP	20.000
7	ST THOMAS HS	STT	13.000
7	WESTWOOD HIGH SCHOOL	WWHS	13.000
9	LOWER CANADA COLLEGE	LCC	12.000
10	SACRED HEART SCHOOL	SHSM	11.000
10	ROSEMOUNT HS	RHS	11.000
12	LAVAL LIBERTY HS	LLHS	9.000
13	VILLA MARIA	VILL	7.000
14	LAURENHILL ACADEMY	LAUR	6.000
15	WESTMOUNT HS	WHS	5.000
15	RIVERDALE HS	RIV	5.000
17	JOHN RENNIE HS	JRHS	4.000
18	BEACONSFIELD HS	BHS	3.000
19	THE STUDY	STUD	2.000
19	LAURIER MACDONALD HS	LMAC	2.000

Touch Football Playoffs 2015

09/06/2015 15:23

Juvenile Girls Division 1

Top 2 from each section make playoffs

Semis	Finals	Champions
<i>PCHS Cannot play May 29th</i>		
1A (Home) - PCHS - 13	PCHS (Home) - 20	
TP1 - Friday, May 22nd - 4:15 (DH)		
2B - FACE - 0	TP8 - Thursday, May 28th - 3:30pm	Pierrefonds Comprehensive HS Game MVP: Fiona Bertagnolli - PCHS
2A - ROYAL - 1		
TP4 - Monday, May 25th - 4:00pm	ROYAL - 0	
1B (Home) - TRAF - 0		

Midget Girls Division 1

All make playoffs

Quarters	Semis	Finals	Champions
<i>PCHS Cannot play May 29th</i>			
<i>BA cannot play May 27th</i>			
<i>BIAL cannot play May 25th</i>			
5th place - HSBHS - 12	1st place (Home) - LPHS	HSBHS - 1	
TP2 - Monday, May 25th - 3:45pm	TP5 - Wednesday, May 27th - 4:00pm at LPHS		
4th place (Home) - PCHS - 0	HSBHS	TP9 - Wednesday, June 3rd - 3:30pm at Queen Elizabeth Park	Beurling Academy Game MVP - Alex Gaspar - BA
3rd place (Home) - LCCHS - 21	TP3 - Thursday, May 28th - 3:30pm at Riverside Park		
6th place - BIAL - 0	LCCHS - 6	BA (Home) - 2	
	TP6 - Friday, May 29th - 3:30pm at Queen Elizabeth Park		
	2nd place (Home) - BA - 8		

G.M.A.A.

Girls Touch Football Schedule 2015

#	Score	Date	B/G	Level	Visitor		Home		Score	Off	Time	Location	
	Sheet				School	Score	B/G	Level					School
1		April 14th	JG	1B	ECS	12	JG	1B	FACE	19	2:00	at Forbes Field	
2	*	April 17th	JG	1B	FACE	0	JG	1B	TRAF	27	2:30	at Parc Jeanne Mance	
3		April 20th	JG	1B	FACE	19	JG	1B	RVALE	0	3:45	at School field	
4	*	April 20th	MG	1A	BA	6	MG	1A	LCCHS	0	3:30	at Riverside Park	
5	*	April 20th	JG	1A	PCHS	21	JG	1A	MACD	0	3:30	at PCHS	
7	*	April 21st	JG	1B	TRAF	13	JG	1B	FACE	12	2:00	at Forbes Field	
8	*	April 21st	JG	1B	ECS	26	JG	1B	STUDY	6	5:00	at Lower Canada College	
10	*	April 22nd	MG	1A	BIAL	0	MG	1A	HSBHS	25	4:15	at School field	
11	*	April 24th	JG	1B	ECS	6	JG	1B	TRAF	18	2:30	at Parc Jeanne Mance	
12	*	April 27th	JG	1B	TRAF	18	JG	1B	RVALE	0	3:30	at School field	
13	*	April 28th	JG	1A	MACD	0	JG	1A	PCHS	36	4:30	at MacDonald High School	
14		April 28th	MG	1A	BIAL	0	MG	1A	PCHS	26	4:00	at School field	
15	*	April 28th	MG	1A	HSBHS	6	MG	1A	LCCHS	12	3:30	at Riverside Park	
16		April 28th	JG	1B	FACE	19	JG	1B	RVALE	0	3:45	at School field	
17		April 29th	JG	1A	ROYAL	0	JG	1A	PCHS	46	3:45	at School field	
18	*	April 30th	MG	1A	HSBHS	13	MG	1A	PCHS	20	2:45	at School field	
19	*	May 1st	MG	1A	LPHS	8	MG	1A	HSBHS	7	4:00	at School field	
21	*	May 1st	JG	1B	STUDY	0	JG	1B	TRAF	6	2:30	at Parc Jeanne Mance	
22	*	May 4th	JG	1B	FACE	18	JG	1B	STUDY	7	3:45	at King George Park	
23	*	May 4th	JG	1A	MACD	0	JG	1A	LAURN	1	4:00	at Senior Campus	
24	*	May 4th	MG	1A	LPHS	16	MG	1A	BA	0	4:00	at Riverside park	
25		May 4th	MG	1A	LCCHS	19	MG	1A	PCHS	3	3:00	at School field	
26	*	May 4th	JG	1A	BHS	0	JG	1A	PCHS	26	4:15	at School field	
27	*	May 5th	JG	1A	LAURN	0	JG	1A	BHS	25	4:00	at School field	
6		May 5th	JG	1A	ROYAL	13	JG	1A	MACD	0	*	4:00	at School field
28	*	May 6th	JG	1A	LAURN	0	JG	1A	PCHS	34	4:00	at School field	
29	*	May 6th	JG	1B	TRAF	12	JG	1B	STUDY	0	3:45	at King George Park	
30	*	May 6th	JG	1B	ECS	30	JG	1B	RVALE	0	3:30	at School field	
31		May 7th	JG	1B	STUDY	6	JG	1B	RVALE	0	3:45	at School field	
32	*	May 7th	MG	1A	HSBHS	7	MG	1A	BA	20	3:15	at Queen Elizabeth Park	
33		May 7th	JG	1A	MACD	0	JG	1A	ROYAL	34	3:30	at Hodgson Field	
35	*	May 7th	MG	1A	PCHS	8	MG	1A	LPHS	7	3:00	at Terra Cotta	
36	*	May 8th	JG	1B	ECS	12	JG	1B	FACE	19	2:00	at Forbes Field	
37	*	May 11th	JG	1B	FACE	15	JG	1B	STUDY	0	3:45	at King George Park	

5/21/15 10:23 AM

38	*	May 11th	JG 1A	BHS	14	JG 1A	MACD	0	4:00	at School field
39	*	May 11th	MG 1A	LCCHS	0	MG 1A	LPHS	8	3:00	at Terra Cotta Multipurpose Field
40	*	May 12th	JG 1A	PCHS	26	JG 1A	BHS	7	4:00	at School field
41		May 12th	JG 1A	LAURN	6	JG 1A	ROYAL	12	4:30	at School field
42	*	May 12th	MG 1A	BIAL	0	MG 1A	BA	12	4:00	at Queen Elizabeth Park
43	*	May 12th	JG 1B	TRAF	6	JG 1B	ECS	0	4:30	at King George Park
44	*	May 13th	JG 1A	LAURN	6	JG 1A	MACD	0	4:00	at School field
45	*	May 13th	JG 1B	RVALE	0	JG 1B	STUDY	12	3:45	at King George Park
46		May 14th	JG 1A	PCHS	13	JG 1A	LAURN	0	3:30	at Senior Campus
47		May 14th	JG 1A	BHS	1	JG 1A	LAURN	6	4:30	at Senior Campus
48	*	May 14th	MG 1A	PCHS	0	MG 1A	BA	1	3:45	at Queen Elizabeth Park
49		May 14th	JG 1B	STUDY	7	JG 1B	ECS	6	4:30	at King George Park
50		May 19th	JG 1A	MACD	0	JG 1A	BHS	12	3:30	at School field
51		May 19th	JG 1A	LAURN	7	JG 1A	ROYAL	14	4:15	at Hodgson Field
52		May 19th	MG 1A	LCCHS	26	MG 1A	BIAL	0	4:15	at Hampstead Park
53		May 19th	JG 1B	ECS	19	JG 1B	RVALE	0	3:30	at School field
54		May 20th	JG 1B	TRAF	13	JG 1B	RVALE	6	4:00	at School field
55		May 20th	MG 1A	LPHS		MG 1A	BIAL	*	4:15	at Wagar Field
34		May 20th	JG 1A	PCHS	9	JG 1A	ROYAL	2	4:15	at Hodgson Field
9		May 21st	JG 1A	ROYAL		JG 1A	BHS		4:00	at School field
20		May 25th	JG 1A	BHS		JG 1A	ROYAL		4:00	at Hodgson Field

Halo 2015

Results

(Missing results will be posted as submitted)

Race#	H.S. 1 - BG - 2 KM		
Place	Name	School	Time
1	Sara Hughes	Villa Maria	7.47
2	Olivia Barbiert	Villa Maria	8.29
3	Maya Ciccione Turpin	LBPHS	8.34
4	Mackenzie Lawson	WIC	8.38
5	Mickaela DiPaolo	Villa Maria	8.42
6	Catherina Medeiros	LBPHS	8.47.10
7	Josephine Thomson	Villa Maria	8.47.50
8	Lyse Ann Coffin	Villa Maria	8.55
9	Isabella Luevano	Villa Maria	8.57
10	Samantha Warhaft-Graziano	WIC	9.01
11	Crystal Hall-Derapp	JLHS	9.12
12	Persefoni Syros	WIC	9.19
13	Myiah Catwell	RVALE	9.24
14	Ella Fireman	WIC	9.28
15	Samara Milstein	WIC	9.30
16	Melika White	RVALE	9.34
17	Kate Little	Villa Maria	9.39
18	Kimberly Handfield	WIC	9.43
19	Bianka Dugas	Villa Maria	9.45
20	Jenna Carelli	WIC	9.52
21	Leonie Saint-Arnaud	WIC	9.57
22	Olivia Barbieri	Villa Maria	9.58
23	Andrea Rizk-Flores	WIC	10.15
24	Celeste Hoges	MMA	10.30
25	Carina De Cubellis	WIC	10.36
26	Amelia Berrada	WIC	10.40
27	Serina Petrella	WIC	10.44
28	Emma Wilton	Villa Maria	10.47.23
29	Evelyn Ryan	Villa Maria	10.47.68
30	Ju Ham Lee	RVALE	10.48
31	Olivia Mast	WIC	10.49
32	Maya Chalkhoun	WIC	10.51
33	Sarah Bouchard	WIC	10.58
34	Marie-Ange Binette	CJN	10.59
35	Erika Mancini	WIC	11.01
36	Alissia Di Maria	WIC	11.03
37	Angela Chung	RVALE	11.06
38	Liliana Fernandez	CJN	11.11
39	Julia Morganstein	WIC	11.14
40	Angela Kayll	WIC	11.16

41	Mirella Corso	WIC	11.20
42	Alison Melikian	WIC	11.27
43	Laura Pugsley	WIC	11.31
44	Gabrielle Fleury	MACD	11.36
45	Mavi Mihic	WIC	11.45
46	Miranda Enepekides	WIC	11.46
47	Khadidja Adoum Djidda	WIC	11.48
48	Christine Lee	RVALE	11.53
49	Shahana Spence	MMA	11.59
50	Leia Caporrici-Dinucci	Villa Maria	12.03
51	Rylee Kouri	WIC	12.06
52	Farzana Ahamed	RVALE	12.09
53	Brittney	JLHS	12.14
54	Alyssa Catudal	WIC	12.15
55	Olivia Urman	WIC	12.16
56	Emylia Denis	WIC	12.19
57	Cassidy Flamenbaum	WIC	12.21.41
58	Kaitlin May Wong	WIC	12.21.68
59	Emma Larente	WIC	12.30
60	Sabrina Matlin	WIC	12.36
61	Taylor Schick	WIC	12.41.29
62	Raquel Suissa	WIC	12.41.73
63	Markella Drizos	WIC	12.45
64	Stephanie Schmidtke	Villa Maria	12.46
65	Jenna Goldstein	WIC	12.47
66	Macielyn Cedemo	CJN	12.50
67	Taylor Levitt-Schaefer	WIC	12.51
68	Victoria Lattas-Petrinos	Villa Maria	12.52
69	Noa Israel	WIC	13.00
70	Abira Paranitharan	MMA	13.37
71	Valma Elkarour	CJN	14.21
72	Sarah Bouraj	CJN	14.24
73	Mégan Parkinson	CJN	14.27
74	Marissa Benoit	JLHS	14.56
75	Arielle Mercado	WIC	15.02
76	Revital Leyzerovich	WIC	15.17
77	Paige Crystal	WIC	15.23

Race# H.S. 2 - BB - 2 KM

<u>Place</u>	<u>Name</u>	<u>School</u>	<u>Time</u>
1	John G.	St. George's	6.48
2	Mathew C.	LBPHS	6.57
3	Adrian D.	RVALE	7.16
4	Marco C.	LBPHS	7.21
5	Marcos L.	Selwyn	7.24
6	Alan J.	St. George's	7.25

7	Jake C.	Marymount	7.26
8	Axel M.	Maïmonide	7.28.26
9	Oliver S.	Royal West	7.28.67
10	Parker R.	RVALE	7.31
11	Daniel C.	Royal West	7.32
12	Adam B.	Maïmonide	7.35
13	Michael C-H	Herzlih	7.45
14	Kevin B-E	Marymount	7.49
15	Tyler B.	WIC	7.51
16	Ahmed A.	Marymount	7.56
17	Gregor D.	WIC	7.58
18	Wyatt P.	WIC	8.04
19	Jordan R.	St. George's	8.06
20	Anthony S.	RVALE	8.09
21	Jarrett R.	St. George's	8.13.36
22	Alejandro F.	WIC	8.13.97
23	Keali B.	James Lyng	8.16
24	Brandon L.	St. George's	8.17.21
25	Alessandro M.	WIC	8.17.70
26	Erik W.	Marymount	8.18.16
27	Kamar R.	Selwyn	8.18.62
28	Jordan K.	WIC	8.20.29
29	Jonathan E-A	WIC	8.20.96
30	Joshua K.	WIC	8.22
31	Matthew F.	WIC	8.23
32	Adam S.	RVALE	8.25
33	Jordan K.	RVALE	8.29
34	Joshua C.	Selwyn	8.30
35	Christian W.	RVALE	8.32
36	Liam B.	Royal West	8.32.41
37	C. Forbes	James Lyng	8.32.79
38	Neema B.	Royal West	8.33
39	Jesse E.	Royal West	8.38
40	Chris K.	RVALE	8.41
41	Christopher M.	St. George's	8.43
42	Alexander K.	WIC	8.48
43	Coby B.	WIC	8.50
44	Joey R.	KSS	8.51
45	Matthew B.	WIC	8.52
46	Jonathan S.	Herzlih	8.54
47	Yaw-Ha N.	Marymount	8.56
48	Thomas H.	WIC	8.57
49	Justin S.	WIC	9.00
50	Adam B.	WIC	9.02
51	Max Z	WIC	9.17
52	Braedon C.	WIC	9.20

53	Christopher M.	WIC	9.23
54	Neil P.	RVALE	9.39
55	Aidan S.	RVALE	9.50
56	Kyle M.	WIC	9.54
57	Ishpal M.	WIC	10.01
58	Devin N.	WIC	10.13
59	Nicholas V.	WIC	10.18
60	Harrison A.	WIC	10.21
61	Vincent A.	WIC	10.22
62	Samuel S.	Maïmonide	10.32
63	Kian F.	WIC	10.38
64	Aidan V.	WIC	11.07
65	Ryan S.	WIC	11.29
66	Justin G.	WIC	11.33
67	Jacob L.	WIC	11.34
68	Adam H.	WIC	11.46
69	Evan S.	WIC	11.50
70	Peter M.	WIC	12.11
71	Jordan T	James Lyng	12.26
72	Victor S	WIC	13.15
73	Daniel P.	James Lyng	13.28
74	Derwin H.	James Lyng	13.34
75	Eric B.	WIC	14.57
76	Jonathan C.	WIC	15.04

Race#	HS 3 - BG - 2 KM		
Place	Name	School	Time
1	Emma Bilodeau	Villa Maria	7.38
2	Erica Di Battista	Study	7.43
3	Lilah Caprera	SHSM	8.19
4	Hannah Johnston	SHSM	8.31
5	Bianca Goulet	JFK	8.32
6	Caroline Kouri	Study	8.41
7	Chloe Malikotis	Study	8.44
8	Faith Kerner	Villa Maria	8.48
9	Tabea Devries	ROYAL	8.55
10	Catherine Trepanier	TRAF	8.57
11	Grace Anderson	ECS	8.58
12	Aristi Constantopoulos	Villa Maria	9.08
13	Lexia Zullo	STG	9.37
14	Julia Bernstein	ECS	9.42
15	Ellie Son	STG	9.46
16	Kristin Orlando	TRAF	9.51
17	Cecil Carty	STG	9.55
18	Cristina Mairini	Villa Maria	10.05
19	Charlotte Mckenzie	ECS	10.15

20	Sasha Azouz	SHSM	10.17
21	Alexandra Forgione	Villa Maria	10.38
22	Léa Beaudin	ECS	10.54
23	Morgan Geyer	STUDY	11.09
24	Madelyn Whelan	TRAF	11.24.07
25	Lea Morin	Study	11.24.60
26	Charly Perlman	TRAF	11.25
27	Carline Lepine	TRAF	11.41
28	Rose Yang	TRAF	12.11

Race#	HS 4 - BB - 2 KM		
Place	Name	School	Time
1	Jonah Smith	LOY	6.39
2	William Stone Barney	LOY	7.00
3	Jeremy	LOY	7.08
4	Nicholas Khawam	LOY	7.26
5	Jacob Arsenaault	LOY	7.33
6	Gianluca Perazzelli	LOY	7.34
7	Quin Lagden	WIC	7.35
8	Olivier Dussault	WIC	7.40
9	Benjamin Sauvageau	LOY	7.49
10	John Bountounis	LOY	7.51.10
11	Andrew Burcar	LOY	7.51.56
12	Matthew Plescia	LOY	7.58
13	Édouard Hanot	WIC	8.02
14	Dante Pleasant	Summit	8.12
15	Michael Wilkinson	LOY	8.14
16	Lucas Pasztor	LOY	8.20
17	Kent Sky	LOY	8.39
18	Braeden Tylbor	WIC	8.40
19	Jason Codette	JFK	8.56
20	Anthony McCall	LOY	9.09
21	Jack Kerklaan	LOY	9.10
22	C. Zouri	JFK	9.28
23	Thomas Stewart	LOY	9.32
24	Brandon Towes	JFK	9.35
25	Justin Diotte	Summit	9.36
26	Luca Barberni	LOY	9.47
27	Yousif Hanano	LOY	9.50
28	Gianluca Miucci	LOY	9.55
29	Vaughn Vanslet	LOY	10.46
30	Jack Artzy	LOY	11.18
31	Jimmy Luu	JFK	11.38
32	Anthony Morvillo	JFK	11.42
33	Christian Gutenkunst	Summit	12.33
34	Angelo Navarra	JFK	15.06

Race#	HS 6 - MB - 4 KM		
Place	Name	School	Time
1	Alex N.	Loyola	14.24
2	Thomas S.	Loyola	15.24
3	George G.	St. George's	15.56
4	George S.	James Lyng	16.09
5	Andrew R.	St. George's	16.12
6	Niilo V.	St. George's	16.16
7	Dylan S.	KSS	16.29
8	Jacob N.	Marymount	16.32
9	Hunter F.	Selwyn	16.34
10	Josh R.	Royal West	16.46
11	Deandre B.	Marymount	16.54
12	Jospeh R.	Loyola	16.59
13			17.19
14	Joshua E.	St. George's	17.33
15	Erik M.	Royal West	17.50
16	Aaron L.	Herzlih	17.54
17	William M.		17.59
18	David G.	Royal West	18.09
19			18.17
20	Luke K.	Selwyn	18.29
21	Jordan H.	Royal West	18.30
22	Kyle B.	Selwyn	18.42
23			18.48
24	Georgia H.	Royal West	19.06
25	Greg I.	St. George's	19.16
26	Justin C-T.	St. George's	19.20
27	Nathan V.	Selwyn	19.50
28	Jeff S.	St. George's	19.55
29	Tyler S.		20.07
30			20.08
31	Thierry M.	Maïmonide	20.25
32	Edouard V-F	Royal West	20.31
33	Joseph P.	Loyola	20.46
34	Jean-Richard N.	St. George's	20.48
35	Tyler B.	Royal West	20.49
36	Cameron S.	Summit	20.55
37			21.03
38			21.04
39			21.05
40			21.26
41	Shane S.	Summit	21.27
42	Mika L.	RVALE	21.28

43	Jonathan A.	Selwyn	22.03
44	Abdi A.	James Lyng	23.31
45	Zahcorey A.	James Lyng	23.32
46			23.46
47	Adriel L.	Maïmonide	23.50
48	Daniel	James Lyng	24.15
49	Emanuel B.	St. George's	24.31
50	Nawd U.	James Lyng	25.19
51	Brandon G	James Lyng	25.19
52	Riley C.	Selwyn	25.25
53	Jospeh C.	Selwyn	25.36
54	Salem S.	Selwyn	25.45
55	Alex J.	Selwyn	25.52
56	Airo N.	Selwyn	25.58
57	Alex T.	Selwyn	26.03
58	Tristan M.	James Lyng	26.15
59	William S.	St. George's	26.24
60	Jonathan M.	Maïmonide	26.32
61	Aaron C.	Maïmonide	26.54
62	Daniel P.	Loyola	27.08
63	David R.	Loyola	27.14
64	Mark N.	Loyola	27.15
65	Adam P.	Loyola	27.22
66	Daniel J-G	Loyola	27.23
67	Frédéric M.	Loyola	27.45
68	Jonathan M.	Loyola	27.55

Race#	HS 7 - MG - 4 KM		
Place	Name	School	Time
1	Sophia Michakis	SHSM	17.52
2	Arianna Laboni	LBPHS	17.58
3	Victoria Hough	Villa Maria	18.00
4	Alexandra Wexler	Study	18.04
5	Camille Bilodeau	Villa Maria	19.31
6	Ashley Donovan	LBPHS	19.33
7	Sarah Francis	SHSM	19.42
8	Meaghan Sabourin	SHSM	20.06
9	Denisha Bruce	Marymount	20.25
10	Alexandra Brisebois	Study	20.53
11	Andrea Calabrese	Royal West	21.01
12	Audrey Baillarge	Royal West	21.05
13	Emilya Fond	Royal West	21.20
14	Abby Lustig	Study	21.31
15	Maya Ostiguay Hopp	SHSM	21.37
16	Lauren MacDonald	SHSM	21.42
17	Mikayla C-D	Marymount	21.54

18	Inés Gonzalez Pepe	Royal West	22.02
19	Julia Donovan	LBPHS	22.14
20	Leela Shamash	Royal West	22.29
21	Dominique Levesque	SHSM	22.30
22	Meaghan Desmond	Villa Maria	23.00
23	Chloe Mersereau	Villa Maria	23.31
24	Isabel Pasian	Royal West	23.35
25	Lorie Devaulniers	CJN	23.36
26	Éloïre Houde	CJN	24.06
27	Kehnikahontesha Montour	KSS	24.10
28	Sabrina Buonamici	SHSM	24.16
29	Ali Rosend	St. George's	24.42
30	Audra Kruszewski	SHSM	24.51
31	Stephanie London	SHSM	25.00
32	Alexandra Falcone	Royal West	25.01
33	Sherissa Nichols	RVALE	25.26
34	Renata Moreios	SHSM	25.46
35	Olivia Iorio	SHSM	25.58
36	Mickie den Dickenbar	Villa Maria	26.06
37	Sarah Randisi	SHSM	26.32
38	Rosemarie Cianci	SHSM	26.44
39			26.45
40	Sarah Vec	LBPHS	26.46
41	Claire Weiland	CJN	26.50
42	Zoe Grossman	St. George's	26.53
43	Tema Hamur	St. George's	27.11
44	Blythe Mikula	St. George's	27.14
45	Emma Ryan	SHSM	28.23
46	Veronica Sinclair	SHSM	28.28
47	Tatiana Tuccinardi	SHSM	29.48
48	Alexa Scalia	SHSM	29.49
49	Catriona Daley	Villa Maria	30.35
50	Madelin Cedero	CJN	30.56
51	Jayne Patel	RVALE	32.00
52	Elsa Sadri	RVALE	32.12

Race# HS 8 - MB 4 KM

<u>Place</u>	<u>Name</u>	<u>School</u>	<u>Time</u>
1	Eric Lucas	WIC	17.23
2	Sahanoor Chowdhury	JFK	17.24
3	Jesse Acteron	WIC	18.32
4	Theo Bladon	WIC	18.35
5	Benjamin Luck	LaurenHill	19.07
6	Meir Hersson Edery	Hebrew Aca.	19.09
7	Adriano Marrent	WIC	19.46
8	Emanuel	Hebrew Aca.	19.52

9			20.23
10	Luka Borsellino	JFK	20.30
11	Christopher Turcotte	WIC	20.52.57
12			20.52.91
13	Dimitrios Markou	LaurenHill	22.17
14	Kevin Constable	LaurenHill	22.22
15	Anthony Piris	JFK	24.29
16	Yohon	Hebrew Aca.	24.51
17	Matthew Matlin	WIC	25.21
18	Ayyan Khan	JFK	25.36
19	Rayden Bov	JFK	25.41

Race#	HS 9 - MG 4 KM		
Place	Name	School	Time
1	Emma Conyers	TRAF	19.34
2	Ariel Rosen	ECS	19.53
3	Toni Majdell	ECS	20.03
4	Lily Kovac	LaurenHill	20.09
5	Gabriella Biron	Villa Maria	20.19
6	Erica Sun	Villa Maria	20.34
7	Charlotte Bernier	ECS	20.40
8	Emma McSharry	Villa Maria	20.41
9	Victoria Eine	Villa Maria	21.15
10	Katie Weekes	Villa Maria	21.50.28
11	Alex Weekes	Villa Maria	21.50.78
12	Meaghan Couture	Villa Maria	21.51
13	Elisheva Eisenberg	Hebrew Aca.	22.09
14	Kayla Blumenthal	Villa Maria	22.10
15	Skye Scruton	TRAF	22.37
16	Maya Tatarelli	Villa Maria	22.42
17	Amelia O'Conner	Villa Maria	22.50
18	Katelyn McQuillen	Villa Maria	23.08
19	Rachel	WIC	24.00
20	Miranda D'Intino	Villa Maria	24.10
21	Brittany Kwan	LaurenHill	24.54
22			25.37
23	Venus Evans	LaurenHill	27.05
24	Lianna Lisella	Villa Maria	27.44
25	Meaghan Kelly	Villa Maria	28.23.19
26	Thea Hough	Villa Maria	28.23.52
27	Jaylin Rice-Douglass	TRAF	29.06
28	Alisia Mainolfi	Villa Maria	29.14
29			29.18
30	Saffron Tellier	TRAF	29.14
31			30.31
32	Emily Levens	ECS	30.34

33	Shira Cohen	Hebrew Aca.	30.35
34	Olivia Candido	TRAF	30.56
35	Léa Assedo	TRAF	30.57
36	Signy Harnad	TRAF	31.43
37			31.46
38	Erin MacNab	Villa Maria	31.57
39	Rana Gaffar	ECS	32.05
40	Angela Smith	Villa Maria	32.18
41	Nicole Amir	ECS	32.45
42	Victoria Light	Villa Maria	33.14
43	Ines Khanna	ECS	33.33
44	Victoria Kwok	ECS	33.36

Race#	HS 10 - JG 5 KM		
Place	Name	School	Time
1	Lauren Pugsley	WIC	22.52
2	Emily Molelli	WIC	23.16
3	Sarah- Louise Varante	LaurenHill	24.28
4	Giuliana Quattrochi	LBPHS	25.57
5	Emma Wilson	Villa Maria	26.03
6	Carolane Therrien	LBPHS	26.04
7	Sana Ali	LaurenHill	26.05
8	Christina Lazaris	LaurenHill	26.30
9	Sarah Li	WIC	26.44
10	Kanahne Rice	TRAF	27.05
11	Kaylen Boudreau	MACD	27.18
12	Camille Zeitouni	Study	28.14
13	Catherine Boisvert	Study	28.19
14	Isabelle Legault	CJN	29.04
15	Hannah Fitzsimons	MACD	29.14
16	Schamma Francois	CJN	29.21
17	Samantha Lapenna	Villa Maria	30.01
18	Chloe Wong Mersereau	Villa Maria	30.03
19	Tessa Groszman	ECS	30.59
20	Sara Amicarelli	SHSM	31.07
21	Gabriella Buccella	Villa Maria	31.15
22	Céline Soyubey	LBPHS	31.19
23	Kate Haichin	Study	31.22
24	Johanna Smidt Sodergard	LaurenHill	31.48
25	Dalia Varvaro	SHSM	33.55
26	Kelly Alary Allard	CJN	34.45
27	Amanda Morgan	Study	34.48
28	Catherine Iannorone	Villa Maria	34.57
29	Kristina Giambra	Villa Maria	35.04
30	Holli Bews	Villa Maria	35.15
31	Chloe Gilbert	TRAF	36.25

32	Emma Dab	TRAF	36.58
33	Panagiota Taktikakis	LaurenHill	37.15
34	Alexa Rafael	LaurenHill	37.25
35	Kavita Kublasingh	Marymount	37.36
36	Elma Khandaker	Villa Maria	37.45
37			38.12
38	Quincy Okopie	Education Plus	38.15
39	August Darey	Education Plus	38.56
40	Maude Renaud	Education Plus	39.45
41	Ameena Al-Husseini	Education Plus	40.23
42	Alexia Romanelli	LBPHS	41.25
43	Selena Tagliamonti	LBPHS	42.56

Race#	HS 11 - JB 5 KM		
Place	Name	School	Time
1	Cameron Baird	WIC	19.20
2	James	Selwyn	20.08
3	Lelestin Sungura	James Lyng	20.38
4	Mendel Jacobson	Hebrew Aca.	21.07
5			21.08
6	Michael Lebel	Loyola	21.11
7	Adrian Goin	Loyola	21.20
8			21.23
9	Abraham	Hebrew Aca.	21.49
10	Julio Colalillo	LBPHS	21.51
11	Dorian Danielski	LaurenHill	21.54
12	Stamatis Kouniaris	Loyola	22.18
13	Connor Farrel	Loyola	22.31
14	Cedric Laverge	LBPHS	22.39
15	Luca Dachao	Royal West	22.55
16	Jonathan Antebi	St. George's	23.04
17	Brandon Connors	James Lyng	23.14
18			23.30
19	Aryeh Punski	Hebrew Aca.	23.33
20			23.34
21	Dellon Paterson	Summit	23.59
22	Jacob Azoulay	Maimonide	24.05
23	Ryan Neil McElligott	Summit	24.21
24	Kaarthi Kulasegarampillai	LaurenHill	24.27
25	David Cohen	Hebrew Aca.	24.43
26	Andrew Lord	James Lyng	25.42
27	Hanad Ali	James Lyng	25.43
28	Nicholas Nudo	LBPHS	26.05
29	Anthony Violetti	LBPHS	26.07
30	Eric Martel	LBPHS	26.08
31	Aidan Rodgers	Education Plus	27.30

32			28.05
33	Davon Paris	James Lyng	28.06
34	Chai Miseri	Maïmonide	28.07
35	Oliver Leiriao	Loyola	28.11
36	Ida Lugassy	Maïmonide	28.18
37	Nathaniel Benatar	Maïmonide	28.41
38	Connor Loeven	Loyola	28.49
39	George Elmaleh	Education Plus	29.04
40			30.04
41	David Therriault	Education Plus	30.20
42	Matthew Soroka	Summit	30.52
43	Jesse BC	Marymount	31.43
44	Piraveen Paranitharan	Marymount	32.28
45	Devadas Barringar	Education Plus	32.30
46	Chris Arsenaull	JFK	32.31
47	Joe K.	JFK	32.32
48	Adreano Alacchi	Loyola	32.57
49	Raniodhi Chumber	LaurenHill	33.05
50	James Vafiadis	LaurenHill	33.06
51	Nicholas Iliopoulos	LaurenHill	33.26
52	Alex Hatzepetros	LaurenHill	33.27
53	John Hatzepetros	LaurenHill	33.28
54	Mazen Mekkaoui	JFK	33.40
55	Anthony Francescangeli	LaurenHill	33.57
56			34.13
57	Spencer Fayer	Education Plus	39.19

Red = Tentative

Black=Confirmed

21/04/2015 15:54

Juvenile Boys Div 1 - 4 teams (everyone make playoffs)

Semi Final	Final	Champions
------------	-------	-----------

VMC cannot play Feb.19- March 9th. March 13th

1st (Home) - VMC - 9

P1 - Monday, March 16th - 2:30

VMC (Home) - 4

4th - LCCHS - 1

P13 - Wednesday, March 18th - 3:45

Lester B Pearson High School

Game MVP: Antonio Pierfelice

3rd - LMAC - 3

P2 - Wednesday, March 11th - 3:15

LBPHS - 6 (OT)

2nd (Home) - LBPHS - 8

Juvenile Boys Div 3 - 21 teams (top 4 from each section make playoffs)

Playoff Rule 1st and 2nd place from the same section cannot meet until the finals

Round 1	Quarter Finals	Semi Final	Final	Champions
---------	----------------	------------	-------	-----------

STG Cannot play April 1st, 6th-9th

VMC Cannot play April 1st- 8th

LAURN Cannot play April 7 or 11th

HA cannot play April 3rd-13th

LPHS cannot play March 28th-April 11th

Seed 1 - (Home) - STG - 3

Seed 8 (Home) - MMA - 5

P20 - Friday, April 10th - 3:45

MMA - 9

P10 - Tuesday, March 31st - 4:00

MMA - 5

Seed 9 - HSBHS - 3

P25 - Friday, April 17th- 4:00

MMA - 8

Seed 3 (Home) - LPHS - 5 (SO)

Seed 12 - JRHS - 6

P22 - Wednesday, April 15th - 4:00

LPHS (Home) - 1

P11 - Tuesday, April 14th - 4:00pm

PERSP - 4

Seed 5 (Home) - PERSP - 9

P30 - Monday, April 20th - 3:45

Marymount Academy

Game MVP: Roque Garcia-Walcher - MMA

Seed 4 (Home) - CENT - 4

Seed 11 - HA - 4

P21 - Thursday, April 9th - 3:45

LA. - 2

P12 - Wednesday, April 1st - 3:45

LA. - 5

Seed 6 (Home) - LA. - 9

P26 - Monday, April 13th - 3:45

FACE (Home) - 5

Seed 2 (Home) - FACE - 5

Seed 7 (Home) - JFK - 4 (SO)

P23 - Friday, April 10th - 3:00

FACE (Home) - 7

P13 - Tuesday, March 31st - 3:00

JFKHS - 3

Seed 10 - VMC - 3

Juvenile Girls Div 1 - 5 teams (top 4 make playoffs)

Semi Final	Final	Champions
------------	-------	-----------

PCHS cannot play Feb. 23rd-27th

LCCHS cannot play Feb. 18th

VMC cannot play Feb.19- March 9th, March 13th

1st (Home) - VMC - 11

P7 - Monday, March 16th - 3:30

VMC (Home) - 4

4th - LCCHS - 7

P15 - Wednesday, March 18th - 4:45

Vincent Massey Collegiate

Game MVP:

3rd - LMAC - 2 (OT)

P8 - Thursday, March 12th - 3:15

LMAC - 3

2nd (Home) - PCHS - 1

Juvenile Girls Div 3 - 15 teams (top 3 from each section make playoffs)

Playoff Rule 1st and 2nd place from the same section cannot meet until the finals

Play in Game	Quarter Finals	Semi Final	Final	Champions
WWHS cannot play March 27th - April 7th LCCHS cannot play April 13th LPHS Cannot play April 1st-4th LAURN Cannot play April 7 or 11th	STG cannot play April 1st RHS cannot play April 15-17			
Seed 8- LA. - 8	Seed 1 (Home) - WWHS - 11			
P1 - Friday, April 10th - 2:45	P8 - Monday, April 13th - 3:45	WWHS (Home) - 6		
Seed 9 - RHS - 5	LA. - 1			
	Seed 5 - LAURN 2 - 4	P14 - Wednesday, April 15th - 3:30	WWHS (Home) - 6	
	P9 - Wednesday, April 1st - 3:45	LAURN 2 - 5		
	Seed 4 (Home) - LAURN 1 - 1			
	Seed 3 (home) - LCCHS - 0		P27 - Tuesday, April 21st - 2:15	Westwood High School Game MVP: Alexie Prefontaine
	P2 - Tuesday, March 31st - 3:45	JRHS - 1		
	Seed 6 - JRHS - 2			
	Seed 7 - STG - 0	P15 - Tuesday, April 14th - 3:00	JFK - 3	
	P3- Tuesday, April 7th - 3:00	JFK (Home) - 4		
	Seed 2 (Home) - JFK - 8			

Midget Boys Div 1 - 8 teams (everyone make playoffs)

Quarter Finals	Semi Final	Final	Champions
JFKHS cannot play Feb. 24, 26,27 VMC Cannot play March 13th FACE cannot play 9-13th			
1A (Home) - FACE - 4			
P9 - Monday, February 23th - 3:00	FACE (Home) - 4		
4B - JFK - 1			
	P19 - Monday, March 16th - 4:30	PCHS - 1	
3A - PCHS - 4			
P10 - Wednesday, February 25th - 3:30	PCHS - 5		

2B (Home) - LBPHS - 2

P23 - Wednesday, March 18th - 1:30

Vincent Massey Collegiate

Game MVP:

2A (Home) - LCCHS - 8

P11 - Tuesday, February 24th - 3:45

LCCHS - 3

3B - LMAC - 3

P20 - Monday, March 16th - 1:30

VMC (Home) - 9

4A - LAURN - 2

P12 - Tuesday, February 24th - 3:45

VMC (Home) - 8

1B (Home) - VMC - 7

Midget Boys Div 3 - 7 teams (Top 4 make playoffs)

Semi Final

Final

Champions

PCHS cannot play March 31st

1st (Home) - LBPHS - 8

P4 - Tuesday, March 31st - 3:45

LBPHS (Home) - 4

4th - JFKHS - 3

P24 - Thursday, April 9th - 3:45

Pierrefonds Comprehensive High School

Game MVP: Alex Sears

3rd - EMCS - 2

P5 -Wednesday, April 1st - 3:45

PCHS - 6

2nd (Home) - PCHS - 3

Midget Girls Div 1 - 5 teams (top 4 make playoffs)

Semi Final

Final

Champions

VMC cannot play Feb.19- March 9th, March 13th

VILLA cannot play Feb. 23rd- March 6th

1st (home) - CSA - 4

P5 - Monday, March 16th - 3:45

CSA (Home)

4th - LBPHS - 1

P16 - Monday, March 23rd - 3:30

Vincent Massey Collegiate

Game MVP:

3rd - (home) VILLA - 3

P6 - Tuesday, March 17th - 4:00

VMC

2nd - VMC - 4

Bantam Boys Div 1 - 5 teams (top 4 make playoffs)

Semi Final

Final

Champions

VMC Cannot play March 13th

1st (Home) - VMC - 5

P3 - Monday, March 16th - 4:30

VMC (Home) - 6

4th - LAURN - 1

P14 - Wednesday, March 18th - 2:40

Vincent Massey Collegiate

Game MVP:

3rd - JP1 - 4

P4 - Monday, February 23rd - 3:30

PCHS - 3

2nd (Home) - PCHS - 8

Bantam Boys Div 3 - 5 teams (Top 4 make playoffs)

Semi Final

Final

Champions

1st (Home) - LBPHS - 5

P16 - Wednesday, April 8th - 3:45

LBPHS (Home) - 3

4th - MMA - 2

P28 - Monday, April 13th - 3:45

John F. Kennedy High School

Game MVP: Chris Guerrero-Zuri

3rd - RHS - 3

P17 - Wednesday, April 8th - 3:00

JFKHS - 6

2nd (Home) - JFKHS - 4 (SO)

Bantam Girls Div 1- 7 teams (top 6 make playoffs)

Quarter Finals

Semi Final

Final

Champions

LBPHS Cannot play Feb. 26th

VMC Cannot play March 13th

VMC Cannot play March 13th

1st - PCHS (Home) - 8

4th (Home) - LAURN - 4

P21 - Wednesday, March 11th - 3:45

PCHS (Home) - 4

P17 - Wednesday, February 25th - 3:30

LAURN - 1

5th - LBPHS - 0

P24 - Wednesday, March 18th - 3:45

Pierrefonds Comprehensive High School

Game MVP:

6th - HSBHS - 4

P18 - Thursday, February 26th - 3:45

CSA - 0

3rd (Home) - CSA - 5

P22 - Wednesday, March 11th - 3:45

VMC - 1

2nd (Home) - VMC - 3

Bantam Girls Div 3- 6 teams (Everyone makes playoffs)

Quarter Finals

Semi Final

Final

Champions

RHS cannot play March 30th - April 6th

1A (Home) - PCHS - 1

2B (Home) - JFKHS - 5

P18 - Thursday, April 9th - 3:00

JFKHS - 5

P6 - Tuesday, March 31st - 4:00

JFKHS - 2 (SO)

3A - KELLS - 1

P29 - Wednesday, April 15th - 3:45

John F. Kennedy High School

Game MVP: Jessica DiFranco

3B - RHS - 1

P7 - Tuesday, March 31st - 4:00

FACE - 3

2A (Home) - FACE - 4

P19 - Wednesday, April 8th - 3:45

VMC (Home) - 1

1B (Home) - VMC - 4

GMAA Indoor Soccer Standings 2014-2015

01/04/2015 8:14

	School	Games	Win	Loss	OT Loss	Points
JB1A						
6	Vincent Massey Collegiate	6	5	1	0	15
	Lester B Pearson High School	6	4	2	0	12
	Laurier MacDonald HS	6	3	3	0	9
	Lasalle Community Comp HS	6	0	6	0	0
JG1A						
8	Vincent Massey Collegiate	8	7	1	1	22
	Pierrefonds Comp. High School	8	7	1	0	21
	Laurier MacDonald HS	8	4	4	1	13
	Lasalle Community Comp HS	8	2	6	0	6
	Lester B Pearson High School	8	0	8	1	1
MB1A						
6	Face High School	6	5	1	0	15
	Lasalle Community Comp HS	6	4	2	0	12
	Pierrefonds Comp. High School	6	3	3	0	9
	LaurenHill Academy	6	0	6	1	1
MB1B						
6	Vincent Massey Collegiate	6	6	0	0	18
	Lester B Pearson High School	6	3	3	1	10
	Laurier MacDonald High School	6	3	3	0	9
	John F Kennedy HS	6	0	6	0	0
MG1A						
8	College Ste Anne	8	7	1	0	21
	Vincent Massey Collegiate	8	6	2	1	19
	Villa Maria HS	8	4	4	0	12
	Lester B Pearson High School	8	3	5	0	9
	Howard S Billings High School	8	0	8	0	0
BB1A						
8	Vincent Massey High School	8	6	2	1	19
	Pierrefonds Comp HS	8	5	3	1	16
	John Paul 1 High School	8	5	3	0	15
	LaurenHill Academy	8	2	6	0	6
	Lasalle Community High School	8	2	6	0	6
BG1A						
6	Pierrefonds Comprehensive HS	6	6	0	0	18
	Vincent Massey Collegiate	6	4	2	0	12
	College Ste Anne	6	3	2	1	10
	LaurenHill Academy	6	3	3	0	9
	Lester B Pearson High School	6	2	4	1	7
	Howard S Billings High School	6	1	4	1	4
	Villa Maria HS	6	1	5	1	4
		117			12	
JB3A						
6	Lindsay Place High School	6	4	2	0	12
	Lakeside Academy	6	3	3	1	10
	Howard S Billings High School	6	3	3	1	10

	John Rennie High School	6	3	3	0	9
	LaurenHill Academy	6	3	3	0	9
	Westwood High School	6	3	3	0	9
	Emmanuel Christian School	6	2	4	0	6
JB3B						
6	St George's School	6	6	0	0	18
	Centennial Academy	6	4	2	1	13
	Marymount Academy	6	4	2	0	12
	Hebrew Academy	6	3	3	1	10
	College Prep International	6	3	3	0	9
	Royal Vale School	6	1	5	0	3
	Kells Academy	6	0	6	0	0
JB3C						
6	FACE High School	6	6	0	0	18
	Perspectives	6	4	2	0	12
	John F Kennedy High School	6	4	2	0	12
	Vincent Massey Collegiate	6	3	3	1	10
	Westmount High School	6	2	4	1	7
	Rosemount High School	6	1	5	1	4
	Beurling Academy	6	1	5	0	3
JG3A						
8	Westwood High School	8	8	0	0	24
	John Rennie High School	8	4	4	1	13
	Lindsay Place High School	8	3	5	0	9
	Lakeside Academy	8	3	5	0	9
	Howard S Billings High School	8	2	6	0	6
JG3B						
8	Lasalle Community Comp HS	8	7	1	0	21
	LaurenHill Academy Team 1	8	6	2	1	19
	St George's School	8	3	5	1	10
	Beurling Academy	8	2	6	1	7
	Westmount High School	8	2	6	0	6
JG3C						
8	John F Kennedy High School	8	7	1	0	21
	LaurenHill Academy Team 2	8	5	3	2	17
	Face High School	8	3	5	0	9
	Rosemount High School	8	3	5	0	9
	Laurier MacDonald High School	8	2	6	0	6
MB3A						
6	Lester B Pearson High School	6	6	0	0	18
	Pierrefonds Comprehensive HS	6	5	1	1	16
	Emmanuel Christian School	6	4	2	0	12
	John F Kennedy High School	6	3	3	2	11
	Kells Academy	6	2	4	0	6
	Marymount Academy	6	1	5	1	4
	Howard S Billings High School	6	0	6	0	0
BB3A						
8	Lester B Pearson High School	8	6	2	0	18
	John F Kennedy High School	8	5	3	2	17
	Rosemount High School	8	5	3	1	16
	Marymount Academy	8	4	4	0	12
	Howard S Billings High School	8	0	8	0	0
BG3A						
7	Pierrefonds Comprehensive HS	7	5	2	0	15
	Face High School	7	3	4	2	11
	Kells Academy	7	2	5	0	6
BG3B						

7	Vincent Massey Collegiate	7	7	0	0	21
	John F Kennedy High School	7	4	3	0	12
	Rosemount High School	7	0	7	0	0
		185			22	

Field Lacrosse Standings

#REF!

5/22/15 8:42 AM

	School	Games	Win	Loss	Tie	Points
JB1A						
6	Kahnawake Survival School	6	6	0	0	12
	Howard S Billings HS	6	5	1	0	10
	Kuper Academy	6	4	2	0	8
	Pierrefonds Comprehensive HS	6	3	3	0	6
	Westwood High School	6	2	4	0	4
	Beaconsfield HS	6	1	5	0	2
	Lindsay Place High School	6	0	6	0	0
		21				

Juvenile Boys Lacrosse Playoffs 2015

Semi Finals

Finals

28/05/2015 22:58

Champions

4th - PCHS - 11

Monday, May 25th - 4:15pm
at KSS Sports Complex

KSS (Home team) - 7

1st place (home) - KSS - 17

Thursday, May 28th - 4:00
at Concordia University

Howard S Billings High School

Game MVP: Cam Horn - HSBHS

3rd place - KUPER - 3

Thursday, May 21st - 4:15pm

HSBHS - 8

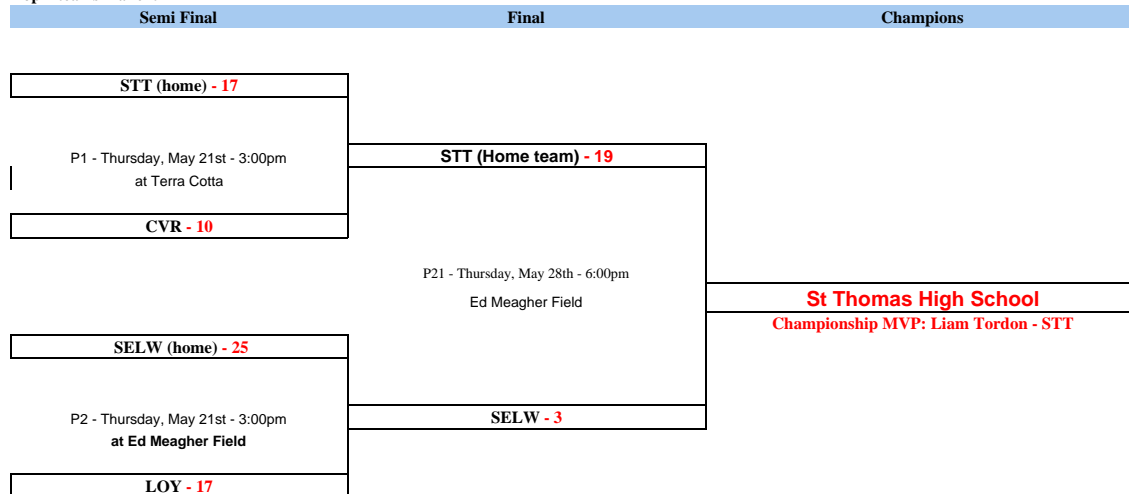
2nd place (home) - HSBHS - 6

GMAA Rugby Playoff Dates 2015

03/06/2015 10:32

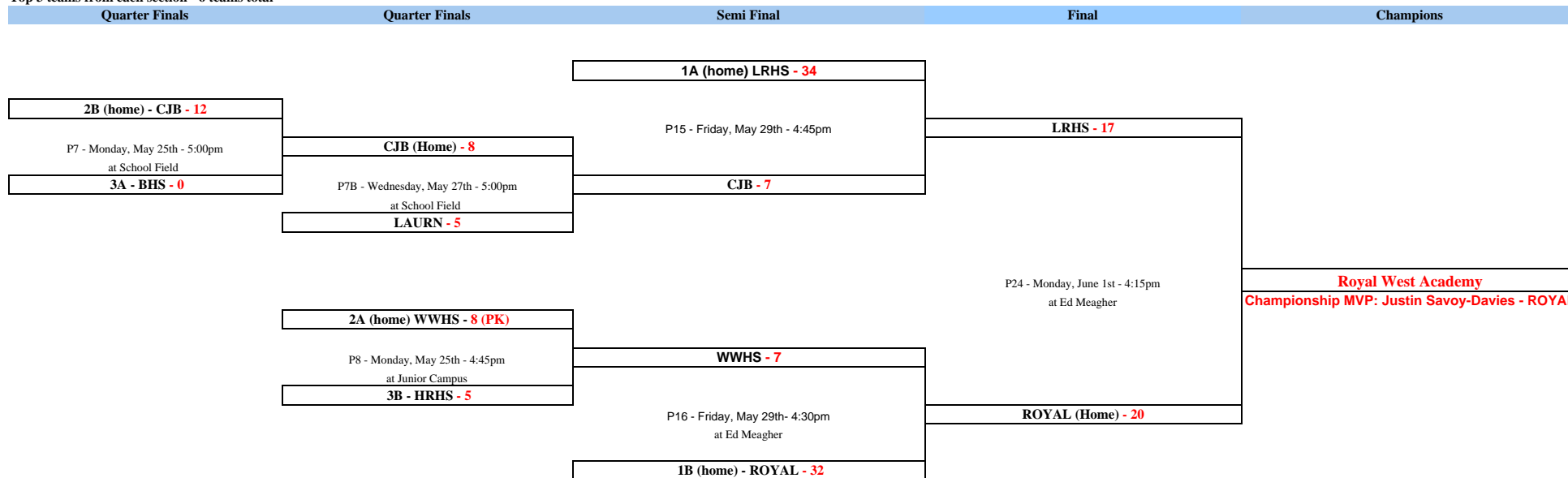
Juvenile Boys Division 1

Top 4 teams make it



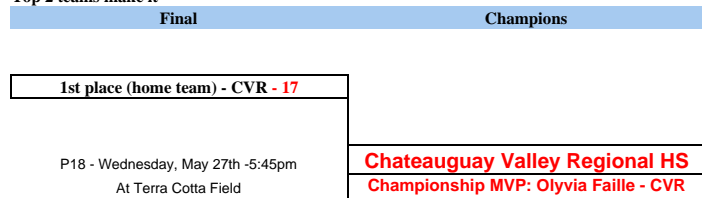
Juvenile Boys Division 3

Top 3 teams from each section - 6 teams total



Juvenile Girls Division 1

Top 2 teams make it



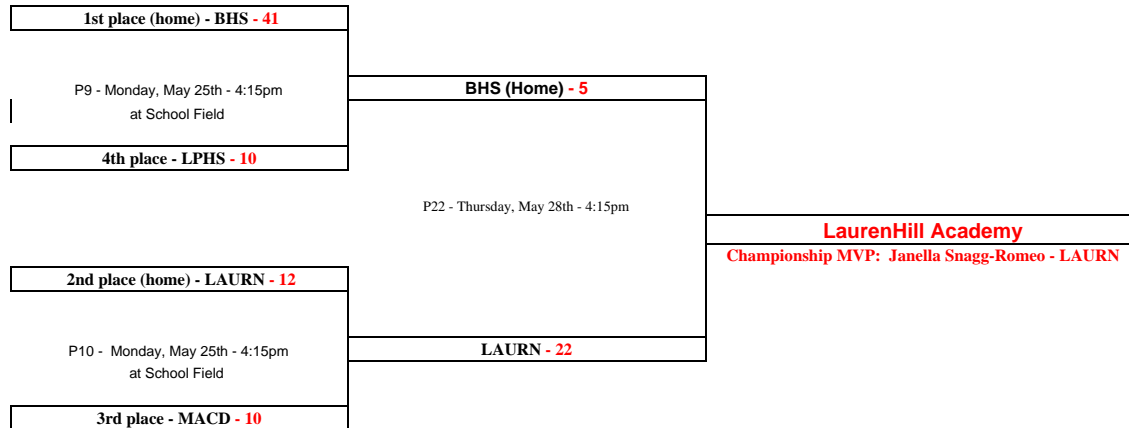
2nd place - WWHS - 7

Juvenile Girls Division 3

Top 4 teams make it

Semi Final	Final	Champions
------------	-------	-----------

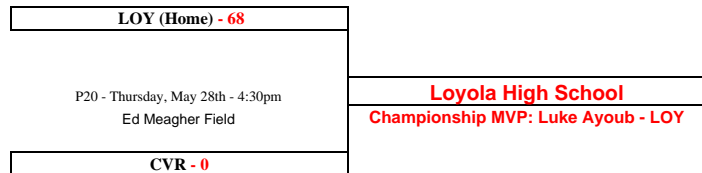
MACD cannot play May 28th or 29th



Midget Boys 1

Top 2 teams make it

Final	Champions
-------	-----------



Midget Boys Division 3


Top 3 teams from each section - 6 teams total

Quarter Finals	Semi Final	Final	Champions
----------------	------------	-------	-----------

WIC cannot play May 28th or 29th

BHS cannot play before 4:00pm on May 26th

ROYAL cannot Host May 22nd



3B - LAURN - 12	P12 - Tuesday, May 26th - 4:00pm at Concordia University	(Home) - SELW - 22
1B (home) - SELW - 22		

Midget Girls Division 1

Top 4 teams make it

Semi Final	Final	Champions
------------	-------	-----------

ECS Cannot play May 22nd, 28th or 29th

HSBHS cannot play May 22nd

1st place (home) - WWHS - 10		
P3 - Monday, May 25th - 3:30pm at Junior Campus	WWHS (Home team) - 17	
4th place - HSBHS - 0		
	P17 - Wednesday, May 27th - 4:15pm At Terra Cotta Field	Chateauguay Valley Regional HS Championship MVP: Emma Krobath - CVR
2nd place (home) - ECS - 5		
P4 - Monday, May 25th - 5:00 at Ed Meagher	CVR - 31	
3rd place - CVR - 10		

Bantam Boys 1 - 10s

Top 4 teams make it

Semi Final	Final	Champions
------------	-------	-----------

1st place (home) - STT - 71		
P13 - Tuesday, May 26th - 3:45pm at Terra Cotta	STT - 28	
4th place - WIC - 31		
	P19 - Thursday, May 28th - 3:15pm Ed Meagher Field	Loyola High School Championship MVP: Brendan Meisner - LOY
2nd place (home) - LOY - 43		
P14 - Tuesday, May 26th - 4:15pm at Ed Meagher	LOY (Home team) - 33	
3rd place - CVR - 35		

Juvenile Girls 1 - 10s

All teams make it

Semi Final	Final	Champions
------------	-------	-----------

LRHS cannot play May 26th, 27th, 28th

SAA cannot play May 26th, 27th, 28th

	1st place (home) - SAA - 43	
--	------------------------------------	--

2nd place (home) - LRHS - 34

P26 - Friday, May 29th - 5:00pm
at School Field

Saint Agathe Academy
Championship MVP: Alexis Rees - SAA

P25 - Monday, May 25th - 4:30pm
at School Field

LRHS - 12

3rd place - MSGR - 0

G.M.A.A. Rugby Standings 2015

		22/05/2015 9:09				
	School	Games	Win	Loss	Tie	Points
Juvenile Boys 1A						
All advance						
	St. Thomas High School	3	2	1	0	4
	Selwyn House School	3	2	1	0	4
	Loyola High School	3	1	2	0	2
	Chateauguay Valley Regional High School	3	1	2	0	2
Juvenile Boys 3A						
top 3 advance						
	Laurentian Regional High School	7	7	0	0	14
	Westwood High School	7	6	1	0	12
	Beaconsfield High School	7	4	3	0	8
	Lakeside Academy	7	3	3	1	7
	John Rennie High School	7	3	3	1	7
	LaurenHill Academy	7	3	4	0	6
	Lindsay Place High School	7	1	6	0	2
	Laurier Senior High School	7	0	7	0	0
Juvenile Boys 3B						
top 3 advance						
	Royal West Academy	6	6	0	0	12
	College Jean de Brebeuf	6	5	1	0	10
	Heritage Regional High School	6	4	2	0	8
	Ecole Secondaire Georges Vanier	6	3	3	0	6
	Ecole Monseigneur Richard	6	2	4	0	4
	Beurling Academy	6	1	5	0	2
	Lasalle Community Comprehensive HS	6	0	6	0	0
Juvenile Girls 1A						
top 2 advance						
	Chateauguay Valley Regional High School	6	5	1	0	10
	Westwood High School	6	4	2	0	8
	St. Thomas High School	5	1	4	0	2
	Howard S. Billings High School	5	1	4	0	2
Juvenile Girls 3A						
top 4 advance						
	Beaconsfield High School	3	3	0	0	6
	LaurenHill Academy	3	2	1	0	4
	MacDonald High School	2	0	2	0	0
	Lindsay Place High School	2	0	2	0	0
	Lakeside Academy	0	0	0	0	0
Juvenile Girls 10s						
top 4 advance						
	Laurentian Regional High School	5	4	1	0	8
	Saint Agathe Academy	4	4	0	0	8
	Ecole Monseigneur Richard	5	2	3	0	4
	Lasalle Community Comprehensive HS	6	0	6	0	0
Midget Boys 1A						
top 2 advance						
	Loyola High School	6	6	0	0	12
	Chateauguay Valley Regional High School	6	4	2	0	8
	St. Thomas High School	6	2	4	0	4
	John Rennie High School	6	0	6	0	0
Midget Boys 3A						
top 3 advance						
	West Island College	6	6	0	0	12
	Beaconsfield High School	6	3	3	0	6
	Westwood High School	6	3	3	0	6
	Loyola High School	6	0	6	0	0

**Midget Boys 3B
top 3 advance**

Selwyn House School	4	4	0	0	8
Lasalle Community Comprehensive HS	4	2	2	0	4
LaurenHill Academy	4	2	2	0	4
Royal West Academy	4	2	2	0	4
Ecole Secondaire Georges Vanier	4	0	4	0	0

**Midget Girls 1A
top 4 advance**

Westwood High School	4	3	1	0	6
ECS	4	3	1	0	6
Chateauguay Valley Regional High School	4	3	1	0	6
Howard S. Billings High School	4	1	3	0	2
Ecole Secondaire Georges Vanier	4	0	4	0	0

**Bantam Boys 1A
top 4 advance**

St. Thomas High School	6	5	1	0	10
Loyola High School	6	4	2	0	8
Chateauguay Valley Regional High School	6	4	2	0	8
West Island College	6	3	2	1	7
Selwyn House School	6	2	3	1	5
Westwood High School	6	2	4	0	4
Royal West Academy	6	0	6	0	0

146

|

GMAA Girls Tennis Results 2015

Teams:

Bantam	Gold	Lower Canada College 1 - 19 Points
	Silver	Lower Canada College 2 - 14.5 Points
Midget	Gold	Lower Canada College - 14 Points
	Silver	Miss Edgars and Miss Cramps School - 14 Points
Juvenile	Gold	The Study - 13 Points
	Silver	Miss Edgars and Miss Cramps School - 10 Points

Doubles

Bantam	Gold	Sofia Dancea & Megan Bernier - ECS
	Silver	Stefania Di Batista & Alexa Shami - LCC1
	Bronze	Natasha Salpeter & Rose-Elisa Vaccaro - LCC2
Midget	Gold	Abigail Shine & Gabriella Comito - LCC1
	Silver	Ines Bucheit & Audrey Saccomani - VILLA (FR)
	Bronze	Emma Waxlax & Laurence Wechler - ECS2
Juvenile	Gold	Erica Di Battista & Grace Jast - STUDY
	Silver	Tessa Grozman & Allie Bernstein - ECS
	Bronze	Stephanie Janasauskas & Katherine Lacroix - VILLA (FR)

Singles

Bantam	Gold	Katherine Potter - LCC2
	Silver	Sheri Subawalla - LCC1
	Bronze	Laura Pitruzzello - SHSM1
Midget	Gold	Emma Margles-Forgione - LCC1
	Silver	Keili Moore - ECS2
	Bronze	Micaela Ostry - ECS1
Juvenile	Gold	Sarah Petrecca - STUDY1
	Silver	Elodie Petrecca - STUDY2
	Bronze	Gabi Angoso Jiminez LCC

GMAA Boys Tennis Results 2015

Teams:

--	--

Bantam	Gold	Selwyn House - 13.5
	Silver	Lower Canada College - 9.5 Points
Midget	Gold	Lower Canada College - 10.5 Points
	Silver	Bialik - 9 Points
Juvenile	Gold	Lower Canada College - 20 Points
	Silver	Selwyn House - 14 Points

Doubles

Bantam	Gold	William Petrecca & Josh Nadler - SELW1
	Silver	Oliver Luponio & Kyle McGilton - LOY1
	Bronze	Lucas Isenberg & Andrew Greenspoon - LCC2
Midget	Gold	Oren Eisman & Jake Sheftman - BIAL1
	Silver	Sean Jagerman & Gregory Walfish - BIAL2
	Bronze	Gabriel Dayan & Allan Perez - HZHS2
Juvenile	Gold	Josh Black & Sam Goldberg - LCC2
	Silver	Vincent Guan & Noah Segal - LCC1
	Bronze	Aidan Walter & Jules Gagnon - SELW1

Singles

Bantam	Gold	Eavan Attie - LOY1
	Silver	David Essebag - HZHS1
	Bronze	Andrew Petrecca - SELW1
Midget	Gold	John-Anthony Neemeh - LOY1
	Silver	Sami Kahloun - KUPER1
	Bronze	Michael Lashchuk - LCCB1
Juvenile	Gold	Gabriel Mashaal - LCC1
	Silver	Lauren Horning - JRHS1
	Bronze	Nico Cossette - SELW1