



RESULTS

GIRLS

DIVISION

TOURNAMENT:

GMAA FINALS

DATE:

FEB 11, 2016

SITE:

KSS

87 kg

1 Participants

WRESTLER

CLUB

1) Jordan Goodleaf

KSS

2) _____

3) _____

4) _____

5) _____

6) _____

103 kg

1 Participants

WRESTLER

CLUB

1) Winter Goodleaf

KSS

2) _____

3) _____

4) _____

5) _____

6) _____

111 kg

1 Participants

WRESTLER

CLUB

1) Konwashennon
Diabo

KSS

2) _____

3) _____

4) _____

5) _____

6) _____

126 kg
2 Participants

WRESTLER	CLUB
1) <u>Tia Kotierenton Diabo</u>	<u>KSS</u>
2) <u>Shirley Wen</u>	<u>Vmc</u>
3) _____	_____
4) _____	_____
5) _____	_____
6) _____	_____

132 kg
2 Participants

WRESTLER	CLUB
1) <u>Kenni Kahontesha Montour</u>	<u>KSS</u>
2) <u>Kaitlin Roberts</u>	<u>Vmc</u>
3) _____	_____
4) _____	_____
5) _____	_____
6) _____	_____

153 kg
1 Participants

WRESTLER	CLUB
1) <u>Tekahnekake Stacey</u>	<u>KSS</u>
2) _____	_____
3) _____	_____
4) _____	_____
5) _____	_____
6) _____	_____

163 kg
1 Participants

WRESTLER	CLUB
1) <u>Stella McComber</u>	<u>KSS</u>
2) _____	_____
3) _____	_____
4) _____	_____
5) _____	_____
6) _____	_____

175 kg

1 Participants

WRESTLER

CLUB

- 1) Kawennihtha Kirby
- 2) _____
- 3) _____
- 4) _____
- 5) _____
- 6) _____

KSS

189 kg

1 Participants

WRESTLER

CLUB

- 1) Wenhni seriiostha
Good leaf
- 2) _____
- 3) _____
- 4) _____
- 5) _____
- 6) _____

KSS

_____ kg

_____ Participants

WRESTLER

CLUB

- 1) _____
- 2) _____
- 3) _____
- 4) _____
- 5) _____
- 6) _____

_____ kg

_____ Participants

WRESTLER

CLUB

- 1) _____
- 2) _____
- 3) _____
- 4) _____
- 5) _____
- 6) _____



BOYS

DIVISION

RESULTS

TOURNAMENT:

GMAA FINALS

DATE:

Feb 11, 2016

SITE:

KSS

86 kg

1 Participants

WRESTLER

CLUB

1) Riley Alberts

Loyola

103 lbs

1 participant

1) George Stokvis

Loyola

111 kg

5 Participants

WRESTLER

CLUB

1) Kanerahtens Bush

KSS

2) Alex Johnson

Selwyn

3) Zachary Gauthier

Loyola

4) Jonathan Chevrier

Loyola

5) Michael Boruta

V.M

6) _____

114 kg

4 Participants

WRESTLER

CLUB

1) Adam Fania

Loy

2) Tudor Pintilei

CND

3) Jonathan Potts

Loyola

4) Ioronhiakate Paul

KSS

5) Michael Boruta

V.M.

6) _____

126 kg
5 Participants

WRESTLER	CLUB
1) <u>Patrick Greiss</u>	<u>Loy</u>
2) <u>Joseph Standup</u>	<u>KSS</u>
3) <u>Liam Wozny</u>	<u>Loyola</u>
4) <u>William Farro</u>	<u>Loyola</u>
5) <u>Luca Colallilo</u>	<u>V.M</u>
6) _____	_____

132 kg
5 Participants

WRESTLER	CLUB
1) <u>Tristan Rubbo</u>	<u>Loy</u>
2) <u>Karontai Regis</u>	<u>KSS</u>
3) <u>Kyan Watson</u>	<u>Loy</u>
4) <u>Jack Ruckenstein</u>	<u>Loy</u>
5) <u>David Mancini</u>	<u>Loy</u>
6) _____	_____

138 kg
5 Participants

WRESTLER	CLUB
1) <u>Brandon Brascoup</u>	<u>KSS</u>
2) <u>William Matthews</u>	<u>Loy</u>
3) <u>Tomas Kaufman</u>	<u>Selwyn</u>
4) <u>Angus Scott</u>	<u>Selwyn</u>
5) <u>Amine Bellal</u>	<u>V.M.C.</u>
6) _____	_____

145 kg
8 Participants

WRESTLER	CLUB
1) <u>Michael DeFiore</u>	<u>Loy</u>
2) <u>Paul Brissette</u>	<u>Loy</u>
3) <u>Fabiano Alfieri</u>	<u>Loy</u>
4) <u>Henry Gauthier</u>	<u>Selwyn</u>
5) <u>Cole Griffin</u>	<u>Loy</u>
6) <u>River McComber</u>	<u>KSS</u>

153 kg
6 Participants

WRESTLER	CLUB
1) <u>Luca DeBattista</u>	<u>Selwyn</u>
2) <u>Shonansito Jacobs</u>	<u>RSS</u>
3) <u>Aidan Moisan</u>	<u>C.N.D</u>
4) <u>Anthony Soles</u>	<u>Loyola</u>
5) <u>Karontatsi Rice</u>	<u>KSS</u>
6) <u>Joey Robertson</u>	<u>KSS</u>

163 kg
8 Participants

WRESTLER	CLUB
1) <u>Josh McCarthy</u>	<u>Loyola</u>
2) <u>Theodore Seaborn</u>	<u>CND</u>
3) <u>Kobe Archer</u>	<u>Loyola</u>
4) <u>Kye Diabo</u>	<u>KSS</u>
5) <u>Robert Fraser</u>	<u>C.N.D.</u>
6) <u>Luca Ionnane</u>	<u>V.M</u>

175 kg
6 Participants

WRESTLER	CLUB
1) <u>Nicholas Styres</u>	<u>KSS</u>
2) <u>Peter Kaloyannis</u>	<u>Selwyn</u>
3) <u>Franco Cristiano</u>	<u>Selwyn</u>
4) <u>Matthew Apostolatos</u>	<u>Loy</u>
5) <u>Dean Brascoup</u>	<u>KSS</u>
6) <u>Jeremy Iavarone</u>	<u>V.M.</u>

189 kg
5 Participants

WRESTLER	CLUB
1) <u>Henri Lajeunesse</u>	<u>Selwyn</u>
2) <u>Landon Glasgow</u>	<u>KSS</u>
3) <u>Kraig McGowan</u>	<u>KSS</u>
4) <u>Yuan Hao Zhou</u>	<u>Notre Dame</u>
5) <u>Matthew Soles</u>	<u>Loyola</u>
6) _____	_____

210 kg
5 Participants

WRESTLER	CLUB
1) <u>Jonathan Campagnolo</u>	<u>V.M.</u>
2) <u>Joseph Rice</u>	<u>KSS</u>
3) <u>Pasquale Desantis</u>	<u>V.M.C.</u>
4) <u>David Charette</u>	<u>Selwyn</u>
5) <u>Anthony Daoud</u>	<u>Loy</u>
6) _____	_____

HWT kg
4 Participants

WRESTLER	CLUB
1) <u>Alexander Corej</u>	<u>Loy</u>
2) <u>Brandon Jacobs</u>	<u>KSS</u>
3) <u>Kanatschare Montour</u>	<u>KSS</u>
4) <u>Jersey McGowan</u>	<u>KSS</u>
5) _____	_____
6) _____	_____

_____ kg
_____ Participants

WRESTLER	CLUB
1) _____	_____
2) _____	_____
3) _____	_____
4) _____	_____
5) _____	_____
6) _____	_____

Comments: _____

Basketball Playoffs 2015-2016

11/04/2016 8:38

****Playoff Rule #1 - 1st and 2nd place from the same section cannot meet until the finals**

Juvenile Boys Division I - 3 Sections (15 teams - A & B Top 3 from each, C Top 4 teams)

Tie Breaker	Play-In games	Quarter Final	Semi Final	Final	Champions
-------------	---------------	---------------	------------	-------	-----------

****HZHS cannot play Feb 12-16-17-19-22-23-24-25-26 **ROYAL cannot play Feb 15 **HA cannot play Feb 12-19-22-23-24-25-26**
****BIAL cannot play Feb 12-15-19-22-23-24-25-26 **LOY cannot play Feb 27-March 18**

Playoff Rule 1 - first and second from the same section cannot meet until the finals

A - LCC/GAA cannot meet

B - LOY/SELW cannot meet

C - LCCHS/RIVHS cannot meet

Seed 1 - LCCHS - win% 100%

Seed 2 - LCC - win% 80% beat LOY head to head

Seed 3 - LOY - win% 80% lost to LCC

Seed 4 - GAA win% 70% playoff rule 1

Seed 5 - SELW win% 40% playoff rule 1

Seed 6 - RIVHS win% 83% playoff rule 1

Seed 7 - BIAL win% 50% won coin toss vs 3C

Seed 8 -LAURN win% 50% lost coin toss vs BIAL (LAURN beat ROYAL head to head)

Seed 9 - HA/HZHS - winner TB1 win% 40%

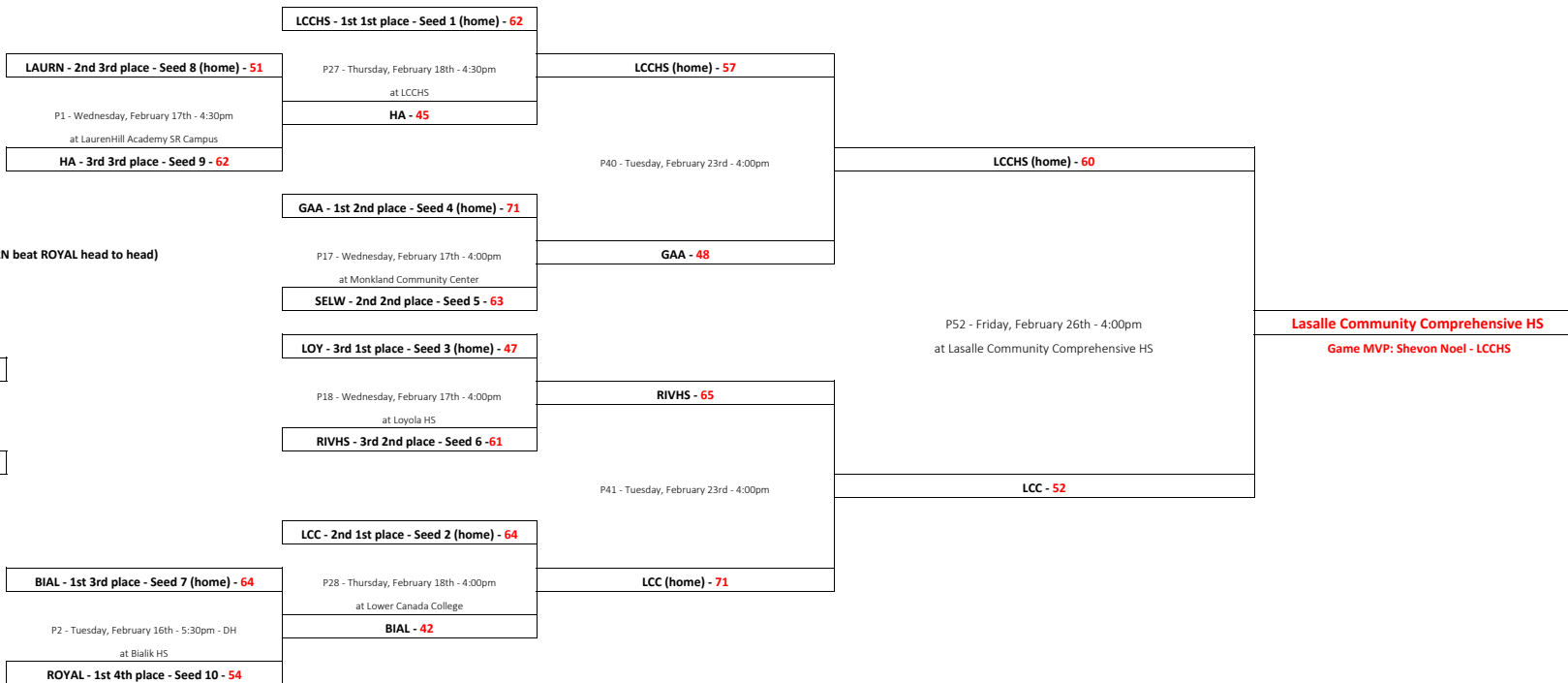
Seed 10 - ROYAL

Section 1B - Tie Breaker game to determine 3B

HZHS - 46

TB1 -Tuesday, February 16th - 4:30pm - DH
at Hebrew Academy

HA (home) - 81



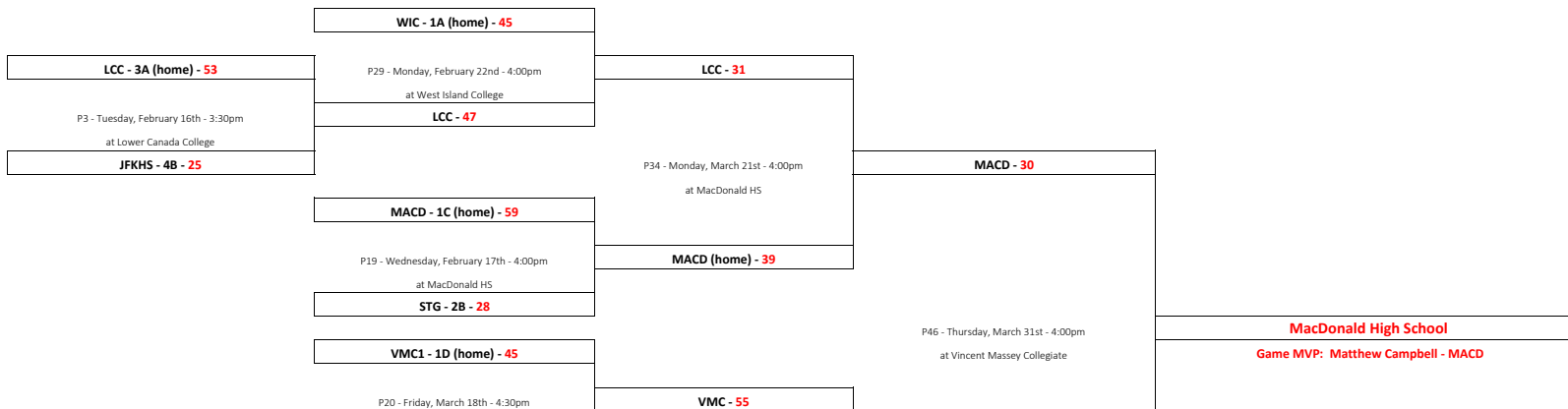
Juvenile Boys Division III - 4 Sections (15 teams - A&B Top 4 from each - C&D Top 1 from each)

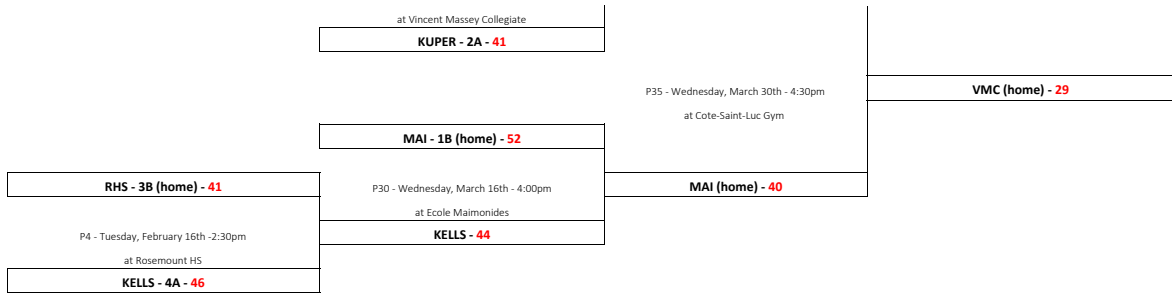
Play-In games	Quarter Final	Semi Final	Final	Champions
---------------	---------------	------------	-------	-----------

****WIC cannot play Feb 16-17-18-19 **STG cannot play Feb 15 -22- 23-24-25-26 **MACD cannot play Feb 18 -19 **RHS cannot play on Feb 15**
****VMC cannot play Feb 15-17-18-19-22-23-24-25-26 **JFKHS cannot play on Feb 15 -19 **MAI cannot play Feb 22-23-24-25-26 **KELLS cannot play Feb 18**

Section A - KUPER/WIC tied, split games, each team won by 3 - WIC won coin toss for first place

Section B - RHS/JFKHS tied, split games, each team won by 8 - RHS won coin toss for third place






Juvenile Girls Division I - 1 Section (6 teams - Top 4)

Semi Final	Final	Champions
-------------------	--------------	------------------

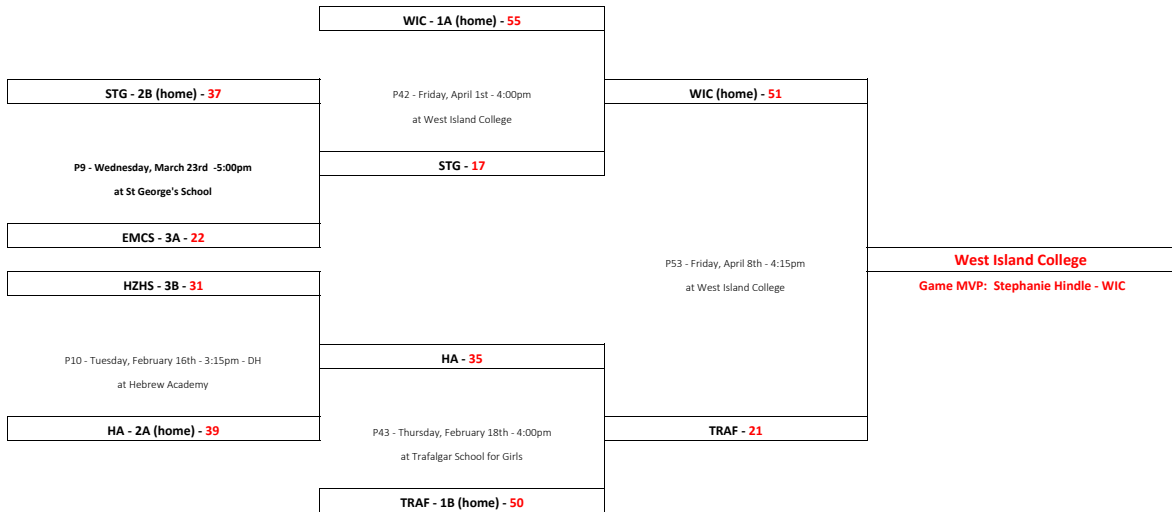
- **SHSM cannot play Feb 5, 11, 12 or Feb 28 - March 14
- **ECS cannot play Feb 18-19
- **VILLA cannot play Feb 22-23-24-25-26



Juvenile Girls Division III - 2 Sections (9 teams - Top 3 from each)

Quarter Final	Semi Final	Final	Champions
----------------------	-------------------	--------------	------------------

- **HZHS cannot play Feb 12-16-17-19-22-23-24-25-26 **WIC cannot play Feb 16-17-18-19 **STG cannot play Feb 15
- **HA cannot play Feb 12-19-22-23-24-25-26 **TRAF cannot play Feb 19-22-25-26 **STUDY cannot play Feb 25-26
- **EMCS cannot play Feb 16-17-25-26



Midget Boys Division I - 3 Sections (13 teams - A& B Top 3 from each, C Top 2 teams)

--

Quarter Final	Semi Final	Final	Champions
---------------	------------	-------	-----------

**HZHS cannot play Feb 12-19-22-23-24-25-26

**HA cannot play Feb 12-19-22-23-24-25-26

**SELW cannot play Feb 15-16

**STG cannot play Feb 15

**WIC cannot play Feb 16-17-18-19

Playoff Rule 1 - first and second from the same section cannot meet until the finals

A - HA/LCC cannot meet

B - HZHS/SELW cannot meet

C - WHS/RIVHS cannot meet

Seed 1 - win% 100% - HA won coin toss vs 1C

Seed 4 - RIVHS - win% 67% playoff rule 1

Seed 7 - STG - win% 45%

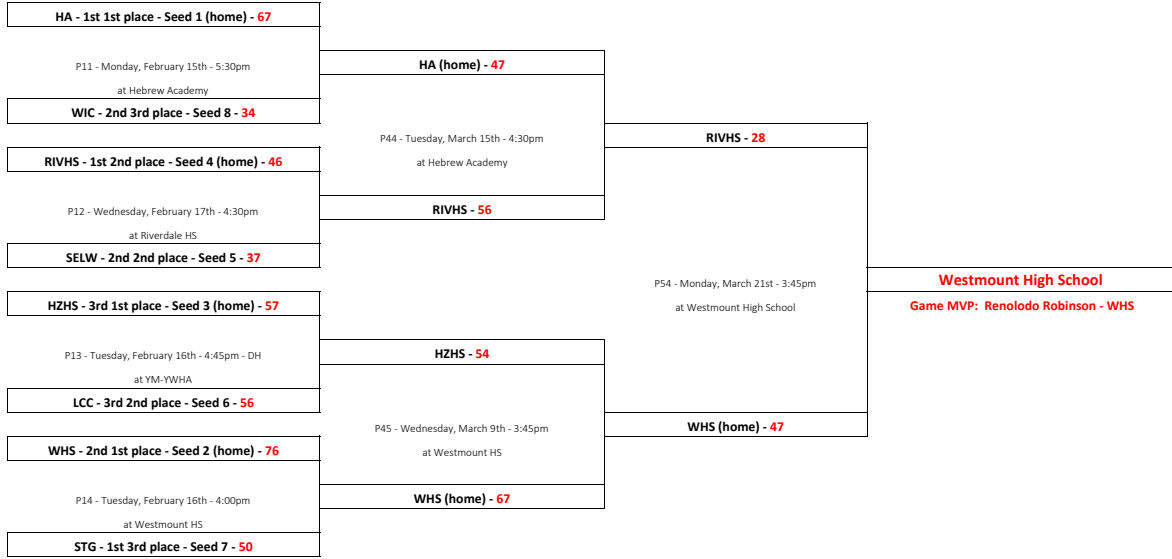
Seed 2 - win% 100% or 83% or 66% - 1C

Seed 5 - SELW - win% 55% playoff rule 1

Seed 8 - WIC - win% 42%


Seed 3 - HZHS win% 63%

Seed 6 - LCC - win% 67% playoff rule 1



Midget Boys Division III - 1 Section (4 teams - Top 4)

Semi Final	Final	Champions
------------	-------	-----------



Midget Girls Division I - 1 Section (6 teams - Top 4)

Semi Final	Final	Champions
------------	-------	-----------

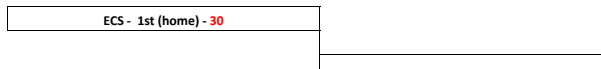
**SHSM cannot play Feb 5, 11, 12 or Feb 28 - March 14

**ECS cannot play Feb 19

**HZHS cannot play Feb 12-19-22-23-24-25-26

**VILLA cannot play Feb 22-23-24-25-26

**BIAL cannot play Feb 12-15-19-22-23-24-25-26



P23 - Wednesday, February 17th - 4:45pm - DH at ECS School	ECS (home team) - 21	
SHSM - 4th - 26		
HZHS - 3rd - 19	P49 - Friday, February 19th - 4:00pm at LCC.	ECS School
		Game MVP: Chella Price - ECS
P24 - Wednesday, February 17th - 3:30pm at Villa Maria HS	VILLA - 19	
VILLA - 2nd (home) - 33		

Midget Girls Division III- 1 Section (6 teams - Top 4)

Semi Final	Final	Champions
-------------------	--------------	------------------

****TRAF cannot play Feb 19-22-24**

****STUDY cannot play Feb 25-26**

STUDY - 1st (home) - 26		
P38 - Wednesday, February 17th - 3:00pm at The Study School	STUDY (home) - 23	
STG - 4th - 15		
TRAF - 3rd - 20	P55 - Monday, February 22nd - 4:00pm at The Study School	FACE High School
		Game MVP: Hilda Kamte - FACE
P39 - Monday, February 15th - 3:30pm at FACE HS	FACE - 38	
FACE - 2nd (home) - 45		

Bantam Boys Division I - 1 Section (6 teams - Top 4)

Semi Final	Final	Champions
-------------------	--------------	------------------

****HZHS cannot play Feb 12-19-22-23-24-25-26**

****HA cannot play Feb 12-19-22-23-24-25-26**

Section A - SELW/LCC tied, split games, SELW beat LCC by 19, LCC beat SELW by 5 - SELW 2nd, LCC 3rd

HZHS - 1st (home) - 40		
P15 - Tuesday, February 16th - 3:30pm - DH at YM-YWHA	LOY - 53	
LOY - 4th - 47		
LCC - 3rd - 60	P56 - Thursday, February 25th - 4:00pm at Selwyn House School	Loyola High School
		Game MVP: Diego Handinero - LOY
P16 - Tuesday, February 16th - 4:00pm at Selwyn House School	SELW (home) - 42	
SELW - 2nd (home) - 63		

Bantam Boys Division III - 1 Section (5 teams - Top 4)

Semi Final	Final	Champions
-------------------	--------------	------------------

****MAI cannot play Feb 19-22-23-24-25-26**

WIC - 1st (home) - 51		
P31 - Wednesday, February 17th - 3:30pm at West Island College	WIC (home) - 27	
MAI - 4th - 19		
STG - 3rd - 33	P50 - Tuesday, February 23rd - 4:00pm at West Island College	College Ste Anne
		Game MVP: Luke Hunger - CSA
P32 - Thursday, February 18th - 4:00pm at College Ste Anne	CSA - 43	
CSA - 2nd (home) - 58		

Bantam Girls Division I - 2 Sections (9 teams - Top 3 from each)

--

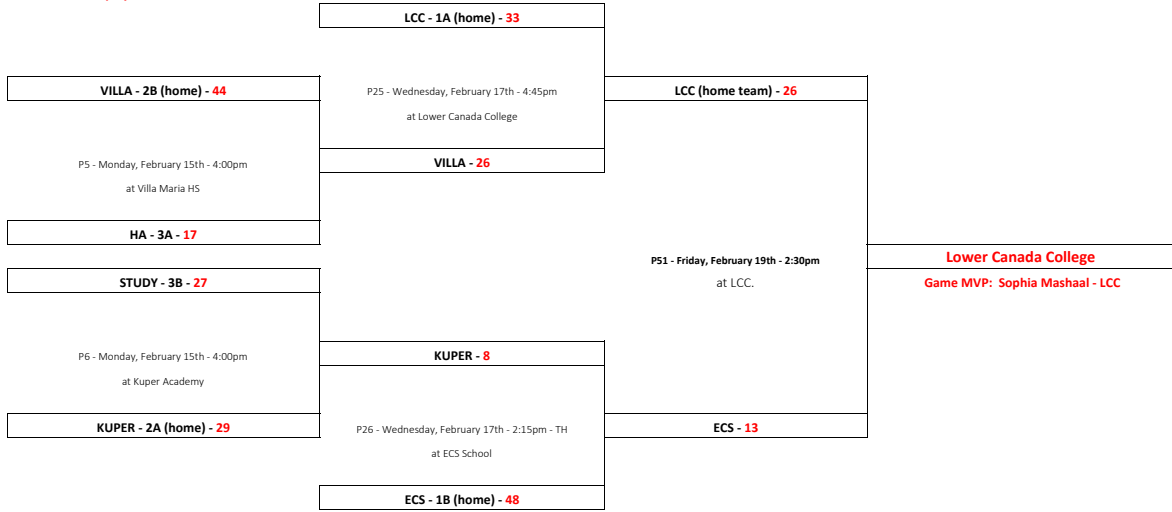
Quarter Final	Semi Final	Final	Champions
---------------	------------	-------	-----------

**ECS cannot play Feb 19

**VILLA cannot play Feb 22-23-24-25-26

**HA cannot play Feb 12-19-22-23-24-25-26

**STUDY cannot play Feb 25-26



Bantam Girls PSL - 1 Section (6 teams - Top 4)

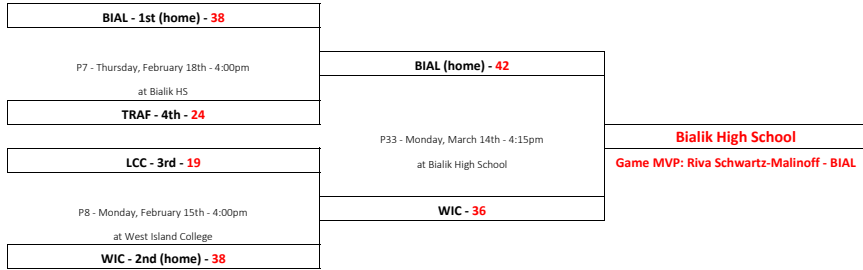
Semi Final	Final	Champions
------------	-------	-----------

**BIAL cannot play Feb 12-15-19-22-23-24-25-26

**TRAF cannot play Feb 19-22-24

**STG cannot play Feb 15

Section A - BIAL/WIC tied, split games, each team won by 1 - BIAL won coin toss for first place



G.M.A.A. Basketball Standings - 2015-2016

15/02/2016 10:10

	<u>School</u>	<u>Games</u>	<u>Win</u>	<u>Loss</u>	<u>Tie</u>	<u>Points</u>
JB1A						
10	Lower Canada College	10	8	2	0	16
	Greaves Adventist Academy	10	7	3	0	14
	Bialik High School	10	5	5	0	10
	Yechina Yavne Academy	10	0	10	0	0
JB1B						
10	Loyola High School	10	8	2	0	16
	Selwyn House School	10	4	6	0	8
	Herzliah High School	10	4	6	0	8
	Hebrew Academy	10	4	6	0	8
JB1C						
6	Lasalle Community Comp. HS	6	6	0	0	12
	Riverdale HS	6	5	1	0	10
	LaurenHill Academy	6	3	3	0	6
	Royal West Academy	6	3	3	0	6
	John Rennie HS	6	2	4	0	4
	Westmount HS	6	1	5	0	2
	Alternative United	6	1	5	0	2
JB3A						
13	West Island College	13	10	3	0	20
	Kuper Academy	13	10	3	0	20
	Lower Canada College	13	8	5	0	16
	Kells Academy	13	4	9	0	8
	Bialik High School	13	1	12	0	2
JB3B						
13	Ecole Maimonide	13	13	0	0	26
	St George's High School	13	9	4	0	18
	Rosemount High School	13	5	8	0	10
	John F. Kennedy High School	13	5	8	0	10
	Selwyn House School	13	0	13	0	0
JB3C						
6	MacDonald HS	6	5	1	0	10
	Beurling Academy	6	4	2	0	8
	Riverdale HS	6	1	5	0	2
JB3D						
5	Vincent Massey Collegiate Team 1	5	4	1	0	8
	Vincent Massey Collegiate Team 2	5	0	5	0	0
JG1A						
10	Miss Edgar's & Miss Cramp's School	10	9	1	0	18
	Villa Maria High School	10	8	2	0	16
	Lower Canada College	10	6	4	0	12
	Sacred Heart School of Montreal	9	3	6	0	6
	Bialik High School	10	2	8	0	4
	Greaves Adventist Academy	9	1	8	0	2
JG3A						
11	West Island College	11	11	0	0	22
	Hebrew Academy	11	7	4	0	14
	Emmanuel Christian School	11	4	7	0	8

JG3B		Ecole Maimonide	11	0	11	0	0
	12	Trafalgar High School	12	8	4	0	16
		St Georges High School	12	7	5	0	14
		Herzliah High School	12	6	6	0	12
		John F. Kennedy High School	12	5	7	0	10
		The Study	12	4	8	0	8
MB1A							
	12	Hebrew Academy	12	12	0	0	24
		Lower Canada College	12	8	4	0	16
		West Island College	12	5	7	0	10
		Bialik High School	12	4	8	0	8
		Loyola High School	12	1	11	0	2
MB1B							
	11	Herzliah High School	11	7	4	0	14
		Selwyn House School	11	6	5	0	12
		St Georges High School	11	5	6	0	10
		Ecole Sec. Maimonides	11	4	7	0	8
MB1C							
	6	Westmount HS	6	6	0	0	12
		Riverdale HS	6	4	2	0	8
		Marymount Academy	6	1	5	0	2
		MacDonald HS	6	1	5	0	2
MB3A							
	9	Kuper Academy	9	9	0	0	18
		Centennial Academy	9	6	3	0	12
		John F. Kennedy High School	9	2	7	0	4
		Emmanuel Christian School	9	1	8	0	2
MG1A							
	10	Miss Edgar's & Miss Cramp's School	10	9	1	0	18
		Villa Maria High School	10	7	3	0	14
		Herzliah High School	10	5	5	0	10
		Sacred Heart School of Montreal	10	5	5	0	10
		Lower Canada College	10	4	6	0	8
		Bialik High School	10	0	10	0	0
MG3A							
	10	The Study	10	10	0	0	20
		FACE High School	10	8	2	0	16
		Trafalgar High School	10	5	5	0	10
		St George's High School	10	4	6	0	8
		Kuper Academy	10	3	7	0	6
		Ecole Maimonide	10	0	10	0	0
BB1A							
	10	Herzliah High School	10	8	2	0	16
		Selwyn House School	10	7	3	0	14
		Lower Canada College	10	7	3	0	14
		Loyola High School	10	6	4	0	12
		Hebrew Academy	10	2	8	0	4
		Bialik High School	10	0	10	0	0
BB3A							
	12	West Island College	12	11	1	0	22
		College Ste Anne de Lachine	12	10	2	0	20
		St Georges High School	12	5	7	0	10
		Ecole Sec. Maimonides	12	3	9	0	6
		Kuper Academy	12	1	11	0	2
BG1A							
	11	Lower Canada College	11	11	0	0	22

		Kuper Academy	10	5	5	0	10
		Hebrew Academy	10	3	7	0	6
		Bialik High School	11	1	10	0	2
BG1B							
	12	Miss Edgar's & Miss Cramp's School	12	10	2	0	20
		Villa Maria High School	12	9	3	0	18
		The Study	12	7	5	0	14
		Sacred Heart School of Montreal	12	3	9	0	6
		Herzliah High School	12	2	10	0	4
BGPSL							
	10	Bialik High School	10	9	1	0	18
		West Island College	10	9	1	0	18
		Lower Canada College	10	5	5	0	10
		Trafalgar High School	10	4	6	0	8
		St George's High School	10	2	8	0	4
		Villa Ste Marceline	10	1	9	0	2

504

GMAA Boys Indoor Track & Field Meet 2016

Thursday, February 11th, 2016

Centre Claude Robillard

11/02/2016 - 11/02/2016

Meet Scores

MALE INDIVIDUAL Age Group 11 - 13

1	LAFRAMBOISE, TRISTAN	JOHN PAUL 1 HS	39.000
2	ELAGHOURY, BASEL	COLLEGE STE ANNE	24.000
3	HWA, CALEB	LOWER CANADA COLLEGE	18.500
3	BELLOMO, JONATHAN	JOHN PAUL 1 HS	18.500
5	EVERETT, CHRIS	ROYAL VALE HS	17.000
6	FIORILLI, GIANLUCA	JOHN PAUL 1 HS	12.000
6	PAOLUCCI, GIANCARLO	LOYOLA HS	12.000
8	BOLOURI, NICOLAS	COLLEGE STE ANNE	10.000
8	DAZZI, ALEXANDER	JOHN PAUL 1 HS	10.000
10	RACETTE, DANIEL	MACDONALD HS	9.000
10	PRICE-GALLAGHER, AIDAN	LOWER CANADA COLLEGE	9.000
12	CYTRYNBAUM, BEN	LOWER CANADA COLLEGE	8.000
13	SALVATI, ANTHONY	ROYAL VALE HS	7.000
14	LARRICIA, MICHAEL	JOHN PAUL 1 HS	6.000
14	MOSSA, MICHAEL	JOHN PAUL 1 HS	6.000
16	BELLOMO, MICHAEL	VINCENT MASSEY	5.000
16	GRIGNANO, ANTONINO	JOHN PAUL 1 HS	5.000
18	MILANCO, LUCA	JOHN PAUL 1 HS	4.000
18	BINO, VINCENZO	JOHN PAUL 1 HS	4.000
20	EVORA, JEREMY	JOHN PAUL 1 HS	3.000
20	TURTURRO, LUCA	JOHN PAUL 1 HS	3.000
20	DESGROSELLERS, VINCENT	COLLEGE STE ANNE	3.000
20	DEL CARMEN, ADRIAN	ROYAL VALE HS	3.000
24	BUFFONE, PATRICK	JOHN PAUL 1 HS	2.000
25	POUMBOURAS, CHRIS	LOWER CANADA COLLEGE	1.000
25	FERRARA, ANTHONY	JOHN PAUL 1 HS	1.000
25	MIRARCHI, ANTHONY	LOYOLA HS	1.000
25	LEO, MICHAEL	VINCENT MASSEY	1.000

MALE INDIVIDUAL Age Group 14 - 15

1	PETROCOPO, RICARDO	LAURIER MACDONALD HS	21.000
---	--------------------	-------------------------	--------

2	FRANCIS, MICHAEL	MACDONALD HS	17.000
3	PRICE-GALLAGHER, CARSON	LOWER CANADA COLLEGE	14.000
4	YANG, THOMAS	LOWER CANADA COLLEGE	13.000
4	CONTE, ALESSIO	LAURIER MACDONALD HS	13.000
6	BUSBY, WAYNE- ANTHONY	MACDONALD HS	12.000
7	SCOTT-LEWIS, JONATHAN	MACDONALD HS	11.000
7	BUSLAYEV, VLADIMIR	COLLEGE STE ANNE	11.000
7	LEE, ALEX	LOYOLA HS	11.000
10	DAFNIOTIS, NIKOLAS	LAURENHILL ACADEMY	9.000
10	AYUB, HUZAIFA	LAURENHILL ACADEMY	9.000
12	MASTROGIUSEPPE, MICHAEL	LOWER CANADA COLLEGE	8.000
12	BENSISSAID, AMIN	COLLEGE STE ANNE	8.000
14	SINNARAJAH, THULA	LAURENHILL ACADEMY	7.000
14	ORTIZ-MUSCIA, BRIAN	LESTER B PEARSON HS	7.000
14	SHEPPARD, RICHARD	ROYAL VALE HS	7.000
14	MORELLI, RAFFAELE	LAURIER MACDONALD HS	7.000
18	GIOBBI, MARIO	LOYOLA HS	6.000
18	AKTAS, ADAM	LESTER B PEARSON HS	6.000
20	MONTANARO, ANTHONY	LESTER B PEARSON HS	5.000
20	LAZARIS, MATTHEW	LAURENHILL ACADEMY	5.000
20	SABELLI, NICHOLAS	VINCENT MASSEY	5.000
23	SHARIF, RAFAL	LAURENHILL ACADEMY	4.000
23	WEBB, MITCHELL	MACDONALD HS	4.000
23	HUBERMANN, JONATHAN	HERZLIAH HS	4.000
26	CROSS, OLIVER	MACDONALD HS	3.000
26	KALSI, JASMIT	LESTER B PEARSON HS	3.000
26	PRELAZ, MARCO	LESTER B PEARSON HS	3.000
29	DIKEAKOS, CHAD	LAURENHILL ACADEMY	2.000
29	BARG, MATTHEW	LOWER CANADA COLLEGE	2.000

29	CALABRETTA, ALESSANDRO	VINCENT MASSEY	2.000
32	ANDERSON, JOEL	LAURENHILL ACADEMY	1.000
32	MAGAS, CONNOR	MACDONALD HS	1.000
32	CERRONI, MARCO	LESTER B PEARSON HS	1.000
MALE INDIVIDUAL Age Group 16 - 18			
1	SALVO, DOMINIC	LOYOLA HS	38.000
2	CAPRERA, THOMAS	LOYOLA HS	28.000
3	DRIVER, MATTHEW	LOYOLA HS	18.000
4	FOLINO, GABRIELE	VINCENT MASSEY	16.000
4	ESTEVEZ-PEREZ, NICHOLAS	LAURENHILL ACADEMY	16.000
6	AMEGASHITSI, JAMAL	LAURENHILL ACADEMY	14.000
7	DORANTES, DIEGO	LOYOLA HS	11.000
8	BOUHADANA, YANN	HERZLIAH HS	9.000
9	VIGNEAULT-MOTTA, GABRIEL	COLLEGE STE ANNE	8.000
10	BENALIA, FRANCO	VINCENT MASSEY	7.000
11	BRUNET, FREDERIC	COLLEGE STE ANNE	6.000
11	VELUPILLAI, VITHURJAN	LAURENHILL ACADEMY	6.000
11	WEXLER, ADAM	HERZLIAH HS	6.000
11	BARAZZONI, ALESSANDRO	LAURIER MACDONALD HS	6.000
15	TREMBLAY, GABRIEL	COLLEGE STE ANNE	5.000
15	ROBERT HOSSEIN, LEON	LAURENHILL ACADEMY	5.000
17	CHECHILE, NICOLAS	VINCENT MASSEY	4.000
17	GIGNAC, RIELLY	LAURIER MACDONALD HS	4.000
17	SHAH, WAQAR	LAURENHILL ACADEMY	4.000
20	LOPEZ, GABRIEL	LESTER B PEARSON HS	3.000
20	LAZARIS, CHRISTOS	LAURENHILL ACADEMY	3.000
20	SELLAM, RON	HERZLIAH HS	3.000
23	KATZ-ZEITLIN, RAPHAEL	BIALIK HS	2.000
23	VAITHILINGAM, SABESWARAN	LAURENHILL ACADEMY	2.000
23	SCHIPANO, DOMINIC	LAURIER MACDONALD HS	2.000
23	DAVID, ALEX	LESTER B PEARSON HS	2.000

27 LOHNER, AARON	HERZLIAH HS	1.000
27 SAROS, JUSTIN	BIALIK HS	1.000
27 MARKOU, DIMITRI	LAURENHILL ACADEMY	1.000
27 LAM, JIMMY	MACDONALD HS	1.000

GMAA Boys Indoor Track & Field Meet 2016

Thursday, February 11th, 2016

Centre Claude Robillard

11/02/2016 - 11/02/2016

Meet Results

Ev# 1 BOYS 11-13 Bantam 60m Dash	Ev# 2 BOYS 11-13 Bantam 200m Run	Ev# 3 BOYS 11-13 Bantam 400m Run	Ev# 4 BOYS 11-13 Bantam 800m Run
Ev# 5 BOYS 11-13 Bantam 1500m Run	Ev# 6 BOYS 11-13 Bantam 3000m Run	Ev# 7 BOYS 11-13 Bantam 60m Hurdles	Ev# 8 BOYS 11-13 Bantam 4x200m Relay
Ev# 9 BOYS 11-13 Bantam High Jump	Ev# 10 BOYS 11-13 Bantam Long Jump	Ev# 11 BOYS 11-13 Bantam Triple Jump	Ev# 12 BOYS 11-13 Bantam Shot Put
Ev# 13 BOYS 14-15 Midget 60m Dash	Ev# 14 BOYS 14-15 Midget 200m Run	Ev# 15 BOYS 14-15 Midget 400m Run	Ev# 16 BOYS 14-15 Midget 800m Run
Ev# 17 BOYS 14-15 Midget 1500m Run	Ev# 18 BOYS 14-15 Midget 3000m Run	Ev# 19 BOYS 14-15 Midget 60m Hurdles	Ev# 20 BOYS 14-15 Midget 4x200m Relay
Ev# 21 BOYS 14-15 Midget High Jump	Ev# 22 BOYS 14-15 Midget Long Jump	Ev# 23 BOYS 14-15 Midget Triple Jump	Ev# 24 BOYS 14-15 Midget Shot Put
Ev# 25 BOYS 16-18 Juvenile 60m Dash	Ev# 26 BOYS 16-18 Juvenile 200m Run	Ev# 27 BOYS 16-18 Juvenile 400m Run	Ev# 28 BOYS 16-18 Juvenile 800m Run
Ev# 29 BOYS 16-18 Juvenile 1500m Run	Ev# 30 BOYS 16-18 Juvenile 3000m Run	Ev# 31 BOYS 16-18 Juvenile 60m Hurdles	Ev# 32 BOYS 16-18 Juvenile 4x200m Rela
Ev# 33 BOYS 16-18 Juvenile High Jump	Ev# 34 BOYS 16-18 Juvenile Long Jump	Ev# 35 BOYS 16-18 Juvenile Triple Jump	Ev# 36 BOYS 16-18 Juvenile Shot Put

[\[Top of Page\]](#) [\[Event List\]](#)

Event 1 BOYS 11-13 Bantam 60m Dash

FINALS

NAME	AGE	TEAM	TIME
1 Basel Elaghoury	12	COLLEGE STE ANNE	8.02
2 Anthony Salvati	12	ROYAL VALE HS	8.35
3 Gianluca Fiorilli	12	JOHN PAUL 1 HS	8.42
4 Alexander Dazzi	12	JOHN PAUL 1 HS	8.46
5 Chris Everett	12	ROYAL VALE HS	8.50
6 Adrian Del Carmen	12	ROYAL VALE HS	8.53
7 Luca Milanco	12	JOHN PAUL 1 HS	8.72
8 Vincent Desgroseillers	12	COLLEGE STE ANNE	8.76
9 Michael Mossa	12	JOHN PAUL 1 HS	8.79

10	Anthony Mirarchi	12	LOYOLA HS	8.99
11	Michael Gurreri	12	VINCENT MASSEY	9.06
12	Tristan Rende	12	VINCENT MASSEY	9.08

PRELIMS

1	Basel Elaghoury	12	COLLEGE STE ANNE	7.94 Q
2	Gianluca Fiorilli	12	JOHN PAUL 1 HS	8.24 Q
3	Adrian Del Carmen	12	ROYAL VALE HS	8.28 q
4	Chris Everett	12	ROYAL VALE HS	8.36 q
5	Alexander Dazzi	12	JOHN PAUL 1 HS	8.40 Q
6	Vincent Desgroseillers	12	COLLEGE STE ANNE	8.71 q
7	Luca Milanco	12	JOHN PAUL 1 HS	8.81 q
8	Michael Mossa	12	JOHN PAUL 1 HS	8.82 q
9	Anthony Mirarchi	12	LOYOLA HS	8.86 q
10	Tristan Rende	12	VINCENT MASSEY	8.92 Q
11	Anthony Salvati	12	ROYAL VALE HS	8.94 Q
12	Matisse De Barneyrac-P	12	COLLEGE STE ANNE	8.99
13	Michael Gurreri	12	VINCENT MASSEY	9.00 Q
14	Coby White	12	BIALIK HS	9.03
15	Vincenzo Pietracupa	12	LESTER B PEARSON HS	9.10
16	Michael Bellomo	12	VINCENT MASSEY	9.11
17	Julian Iacobelli	12	JOHN PAUL 1 HS	9.23
18	Patrick Buffone	12	JOHN PAUL 1 HS	9.30
19	Max Laxer	12	BIALIK HS	9.47
20	Matteo Oxilia	12	ROYAL VALE HS	10.13
21	Tate Lanois	12	ROYAL VALE HS	10.20
22	Gabriel Benchimol-Benarro	12	BIALIK HS	10.71
23	Brian Callahan	12	MACDONALD HS	10.76
24	Zacharry Hannon	12	BIALIK HS	11.11
25	Zachary Groszman	12	BIALIK HS	11.88

[\[Top of Page\]](#) [\[Event List\]](#)

Event 2 BOYS 11-13 Bantam 200m Run

NAME	AGE	TEAM	TIME
1 Basel Elaghoury	12	COLLEGE STE ANNE	26.84

2	Chris Everett	12	ROYAL VALE HS	27.69
3	Tristan Laframboise	12	JOHN PAUL 1 HS	27.95
4	Giancarlo Paolucci	12	LOYOLA HS	28.00
5	Adrian Del Carmen	12	ROYAL VALE HS	28.39
6	Vincent Desgroseillers	12	COLLEGE STE ANNE	29.39
7	Chris Pombouras	12	LOWER CANADA COLLEGE	29.52
8	Daniel Racette	12	MACDONALD HS	29.55
9	Michael Mossa	12	JOHN PAUL 1 HS	29.61
10	Juliano Iantomasi	12	VINCENT MASSEY	30.43
11	Luca Milano	12	JOHN PAUL 1 HS	30.52
12	Coby White	12	BIALIK HS	30.71
13	Matisse De Barneyrac-P	12	COLLEGE STE ANNE	30.81
14	Tristan Rende	12	VINCENT MASSEY	31.39
15	Michael Bellomo	12	VINCENT MASSEY	31.45
16	Marco Manucci	12	JOHN PAUL 1 HS	32.32
17	Christopher Tilli	12	JOHN PAUL 1 HS	32.48
18	Vincenzo Pietracupa	12	LESTER B PEARSON HS	32.67
19	Patrick Buffone	12	JOHN PAUL 1 HS	32.76
20	Max Laxer	12	BIALIK HS	33.63
21	Michael Leo	12	VINCENT MASSEY	33.94
22	Zacharry Hannon	12	BIALIK HS	37.09
23	Gabriel Benchimol-Benarro	12	BIALIK HS	37.75
24	Brian Callahan	12	MACDONALD HS	41.42

[\[Top of Page\]](#) [\[Event List\]](#)

Event 3 BOYS 11-13 Bantam 400m Run

NAME	AGE	TEAM	TIME	
1	Tristan Laframboise	12	JOHN PAUL 1 HS	1:04.99
2	Daniel Racette	12	MACDONALD HS	1:06.71
3	Michael Mossa	12	JOHN PAUL 1 HS	1:07.95
4	Alexander Dazzi	12	JOHN PAUL 1 HS	1:08.17
5	Jonathan Bellomo	12	JOHN PAUL 1 HS	1:08.49
6	Michael Bellomo	12	VINCENT MASSEY	1:09.62
7	Chris Pombouras	12	LOWER CANADA COLLEGE	1:09.83
8	Luciano Iacobelli [231]	12	JOHN PAUL 1 HS	1:11.54

9	Gianpiero Ruffolo	12	VINCENT MASSEY	1:12.01
10	James Da Costa	12	JOHN PAUL 1 HS	1:12.79
11	Coby White	12	BIALIK HS	1:13.01
12	Tristan Rende	12	VINCENT MASSEY	1:17.55
13	Michael Gurreri	12	VINCENT MASSEY	1:22.13
14	Edric Mbachu	12	VINCENT MASSEY	1:24.85
15	Brian Callahan	12	MACDONALD HS	1:43.20

[\[Top of Page\]](#) [\[Event List\]](#)

Event 4 BOYS 11-13 Bantam 800m Run

NAME	AGE	TEAM	TIME	
1	Tristan Laframboise	12	JOHN PAUL 1 HS	2:25.49
2	Giancarlo Paolucci	12	LOYOLA HS	2:27.82
3	Daniel Racette	12	MACDONALD HS	2:28.36
4	Nicolas Bolouri	12	COLLEGE STE ANNE	2:40.82
5	Michael Larricia	12	JOHN PAUL 1 HS	2:59.81
6	Vincenzo Bino	12	JOHN PAUL 1 HS	3:01.28
7	Gianpiero Ruffolo	12	VINCENT MASSEY	3:09.02
8	Edric Mbachu	12	VINCENT MASSEY	3:11.89
9	Roberto Diadelfo	12	JOHN PAUL 1 HS	3:12.33
10	Juliano Iantomasi	12	VINCENT MASSEY	3:20.39
11	Massimiliano Tilli	12	JOHN PAUL 1 HS	3:33.65
12	Luca Morgante	12	JOHN PAUL 1 HS	3:34.22
13	Zacharry Hannon	12	BIALIK HS	3:39.91
14	Brian Callahan	12	MACDONALD HS	3:45.31

[\[Top of Page\]](#) [\[Event List\]](#)

Event 5 BOYS 11-13 Bantam 1500m Run

NAME	AGE	TEAM	TIME	
1	Jonathan Bellomo	12	JOHN PAUL 1 HS	5:26.99
2	Aidan Price-Gallagher	12	LOWER CANADA COLLEGE	5:28.55
3	Michael Bellomo	12	VINCENT MASSEY	5:32.21
4	Vincenzo Bino	12	JOHN PAUL 1 HS	5:57.42
5	Jeremy Evora	12	JOHN PAUL 1 HS	6:13.94
6	Anthony Ferrara	12	JOHN PAUL 1 HS	6:23.53

7	Gabriel Pecora	12	VINCENT MASSEY	6:28.15
8	Johnny Iacono	12	JOHN PAUL 1 HS	6:36.28

[\[Top of Page\]](#) [\[Event List\]](#)

Event 6 BOYS 11-13 Bantam 3000m Run

NAME	AGE	TEAM	TIME	
1	Nicolas Bolouri	12	COLLEGE STE ANNE	11:24.89
2	Jonathan Bellomo	12	JOHN PAUL 1 HS	11:27.68
3	Aidan Price-Gallagher	12	LOWER CANADA COLLEGE	11:36.30
4	Ben Cytrynbaum	12	LOWER CANADA COLLEGE	12:27.62
5	Michael Mossa	12	JOHN PAUL 1 HS	13:20.16
6	Jeremy Evora	12	JOHN PAUL 1 HS	13:29.90
7	Vincenzo Bino	12	JOHN PAUL 1 HS	15:30.44
8	Anthony Ferrara	12	JOHN PAUL 1 HS	16:20.89
	Johnny Iacono	12	JOHN PAUL 1 HS	DNF

[\[Top of Page\]](#) [\[Event List\]](#)

Event 7 BOYS 11-13 Bantam 60m Hurdles

NAME	AGE	TEAM	TIME	
1	Caleb Hwa	12	LOWER CANADA COLLEGE	10.18
2	Gianluca Fiorilli	12	JOHN PAUL 1 HS	11.21
3	Alexander Dazzi	12	JOHN PAUL 1 HS	11.24
4	Ben Cytrynbaum	12	LOWER CANADA COLLEGE	11.75
5	Luca Milano	12	JOHN PAUL 1 HS	11.76
6	Anthony Mirarchi	12	LOYOLA HS	12.99
7	Julian Iacobelli	12	JOHN PAUL 1 HS	13.29
8	Massimiliano Tilli	12	JOHN PAUL 1 HS	13.44
9	Max Laxer	12	BIALIK HS	14.20
10	Brian Callahan	12	MACDONALD HS	14.62
11	Gaetano Sanchez	12	JOHN PAUL 1 HS	20.02

[\[Top of Page\]](#) [\[Event List\]](#)

Event 8 BOYS 11-13 Bantam 4x200m Relay

NAME	TEAM	TIME	
1	John Paul 1 HS A	JOHN PAUL 1 HS	1:58.87
2	College Ste Anne A	COLLEGE STE ANNE	1:59.82

3	Lower Canada College A	LOWER CANADA COLLEGE	2:00.30
4	Vincent Massey A	VINCENT MASSEY	2:18.53
5	Bialik HS A	BIALIK HS	2:30.26

[\[Top of Page\]](#) [\[Event List\]](#)

Event 9 BOYS 11-13 Bantam High Jump

NAME	AGE	TEAM	MARK
1 Tristan Laframboise	12	JOHN PAUL 1 HS	1.57m
2 Jonathan Bellomo	12	JOHN PAUL 1 HS	1.50m
2 Caleb Hwa	12	LOWER CANADA COLLEGE	1.50m
4 Gianluca Fiorilli	12	JOHN PAUL 1 HS	1.40m
5 Patrick Buffone	12	JOHN PAUL 1 HS	1.35m
6 Michael Leo	12	VINCENT MASSEY	1.30m
7 Francis Pina	12	VINCENT MASSEY	1.15m
7 Roberto Diadelfo	12	JOHN PAUL 1 HS	1.15m
9 Brian Callahan	12	MACDONALD HS	1.10m

[\[Top of Page\]](#) [\[Event List\]](#)

Event 10 BOYS 11-13 Bantam Long Jump

NAME	AGE	TEAM	MARK
1 Tristan Laframboise	12	JOHN PAUL 1 HS	5.08m
2 Chris Everett	12	ROYAL VALE HS	4.97m
3 Caleb Hwa	12	LOWER CANADA COLLEGE	4.85m
4 Basel Elaghoury	12	COLLEGE STE ANNE	4.65m
5 Anthony Salvati	12	ROYAL VALE HS	4.26m
6 Chris Pombouras	12	LOWER CANADA COLLEGE	4.22m
7 Michael Larricia	12	JOHN PAUL 1 HS	4.18m
8 Vincent Desgroseillers	12	COLLEGE STE ANNE	4.04m
9 Vincenzo Pietracupa	12	LESTER B PEARSON HS	3.97m
10 Max Laxer	12	BIALIK HS	3.90m
11 Marco Manucci	12	JOHN PAUL 1 HS	3.80m
12 Coby White	12	BIALIK HS	3.64m
12 Ben Cytrynbaum	12	LOWER CANADA COLLEGE	3.64m
12 Michael Gurreri	12	VINCENT MASSEY	3.64m
15 Brian Callahan	12	MACDONALD HS	3.54m

16	Matisse De Barneyrac-P	12	COLLEGE STE ANNE	3.45m
17	Tate Lanois	12	ROYAL VALE HS	3.39m
18	Matteo Oxilia	12	ROYAL VALE HS	3.25m
19	Zacharry Hannon	12	BIALIK HS	3.18m
20	Francis Pina	12	VINCENT MASSEY	3.01m
21	Gabriel Pecora	12	VINCENT MASSEY	2.94m
22	Michael Leo	12	VINCENT MASSEY	2.91m
23	Gabriel Benchimol-Benarro	12	BIALIK HS	2.57m

[\[Top of Page\]](#) [\[Event List\]](#)

Event 11 BOYS 11-13 Bantam Triple Jump

NAME	AGE	TEAM	MARK
1 Tristan Laframboise	12	JOHN PAUL 1 HS	10.57m
2 Chris Everett	12	ROYAL VALE HS	10.02m
3 Michael Larricia	12	JOHN PAUL 1 HS	9.04m
4 Caleb Hwa	12	LOWER CANADA COLLEGE	9.02m
5 Ben Cytrynbaum	12	LOWER CANADA COLLEGE	8.94m
6 Luca Milanco	12	JOHN PAUL 1 HS	8.76m
7 Gianluca Fiorilli	12	JOHN PAUL 1 HS	8.36m
8 Zacharry Hannon	12	BIALIK HS	7.09m
9 Zachary Groszman	12	BIALIK HS	6.36m

[\[Top of Page\]](#) [\[Event List\]](#)

Event 12 BOYS 11-13 Bantam Shot Put

NAME	AGE	TEAM	MARK
1 Basel Elaghoury	12	COLLEGE STE ANNE	11.40m
2 Antonino Grignano	12	JOHN PAUL 1 HS	8.48m
3 Giancarlo Paolucci	12	LOYOLA HS	8.30m
4 Luca Turturro	12	JOHN PAUL 1 HS	8.14m
5 Vincent Desgroseillers	12	COLLEGE STE ANNE	8.03m
6 Luca Milanco	12	JOHN PAUL 1 HS	7.66m
7 Vincenzo Pietracupa	12	LESTER B PEARSON HS	7.64m
8 Tristan Rende	12	VINCENT MASSEY	7.43m
9 Brian Callahan	12	MACDONALD HS	6.58m
10 Anthony Mirarchi	12	LOYOLA HS	6.48m

10	Massimiliano Tilli	12	JOHN PAUL 1 HS	6.48m
12	Zachary Groszman	12	BIALIK HS	5.18m
13	Gabriel Pecora	12	VINCENT MASSEY	3.66m

[\[Top of Page\]](#) [\[Event List\]](#)

Event 13 BOYS 14-15 Midget 60m Dash

FINALS

NAME	AGE	TEAM	TIME
1 Wayne-Anthony Busby	14	MACDONALD HS	7.45
2 Ricardo Petrococo	14	LAURIER MACDONALD HS	7.56
3 Michael Mastrogiuseppe	14	LOWER CANADA COLLEGE	7.82
4 Vladimir Buslayev	14	COLLEGE STE ANNE	7.88
5 Michael Francis	14	MACDONALD HS	7.99
6 Adam Aktas	14	LESTER B PEARSON HS	8.03
7 Thomas Yang	14	LOWER CANADA COLLEGE	8.12
8 Anthony Montanaro	14	LESTER B PEARSON HS	8.14
9 Chad Dikeakos	14	LAURENHILL ACADEMY	8.15
10 Jonathan Scott-Lewis	14	MACDONALD HS	8.38
11 Amin Bensissaid	14	COLLEGE STE ANNE	8.41
12 Giovanni Aloe	14	LESTER B PEARSON HS	8.51

PRELIMS

1 Ricardo Petrococo	14	LAURIER MACDONALD HS	7.59 Q
2 Wayne-Anthony Busby	14	MACDONALD HS	7.70 Q
3 Vladimir Buslayev	14	COLLEGE STE ANNE	7.75 Q
4 Michael Francis	14	MACDONALD HS	7.79 Q
5 Michael Mastrogiuseppe	14	LOWER CANADA COLLEGE	7.92 q
6 Amin Bensissaid	14	COLLEGE STE ANNE	7.99 Q
7 Thomas Yang	14	LOWER CANADA COLLEGE	8.00 Q
8 Chad Dikeakos	14	LAURENHILL ACADEMY	8.01 q
9 Adam Aktas	14	LESTER B PEARSON HS	8.11 Q
10 Anthony Montanaro	14	LESTER B PEARSON HS	8.15 Q
11 Giovanni Aloe	14	LESTER B PEARSON HS	8.21 q
12 Jonathan Scott-Lewis	14	MACDONALD HS	8.24 q
13 John Blier	14	LAURENHILL ACADEMY	8.30

13	Aharon Moryoussef	14	HERZLIAH HS	8.30
15	Guillaume Piche	14	COLLEGE STE ANNE	8.34
16	David Ciorra	14	VINCENT MASSEY	8.37
17	Brian Ortiz-Muscia	14	LESTER B PEARSON HS	8.45
18	Nicholas Sabelli	14	VINCENT MASSEY	8.49
19	Jonathan Hubermann	14	HERZLIAH HS	8.52
20	Connor Magas	14	MACDONALD HS	8.53
21	Kristof Noel	14	LAURENHILL ACADEMY	8.58
22	Rahrienhawe McComber	14	KAHNAWAKE SURVIVAL	8.59
23	Katsenhainton Lazare	14	KAHNAWAKE SURVIVAL	8.61
24	Emilio Evangelista	14	LESTER B PEARSON HS	8.70
25	Shiloh Perez	14	ROYAL VALE HS	8.72
26	Dario DiFrancesco	14	LESTER B PEARSON HS	8.79
27	Thula Sinnarajah	14	LAURENHILL ACADEMY	8.89
28	Kyle Briggs	14	ROYAL VALE HS	9.10
29	Krystian Sosa	14	MACDONALD HS	9.19
29	Tatsuo Nayuki	14	ROYAL VALE HS	9.19
31	Uwais Astad	14	ROYAL VALE HS	9.67
32	Justin Petrilli	14	VINCENT MASSEY	9.77
33	Jeremy Shrier	14	ROYAL VALE HS	10.22
34	Alex Lai	14	LOWER CANADA COLLEGE	10.78
35	Joel Anderson	14	LAURENHILL ACADEMY	18.00

[\[Top of Page\]](#) [\[Event List\]](#)

Event 14 BOYS 14-15 Midget 200m Run

NAME	AGE	TEAM	TIME	
1	Ricardo Petrocopo	14	LAURIER MACDONALD HS	24.31
2	Wayne-Anthony Busby	14	MACDONALD HS	25.37
3	Michael Mastrogiuseppe	14	LOWER CANADA COLLEGE	25.48
4	Vladimir Buslayev	14	COLLEGE STE ANNE	25.76
5	Thomas Yang	14	LOWER CANADA COLLEGE	25.95
6	Amin Bensissaid	14	COLLEGE STE ANNE	26.27
7	Michael Francis	14	MACDONALD HS	26.42
8	Thula Sinnarajah	14	LAURENHILL ACADEMY	26.82
9	Alex Lee	14	LOYOLA HS	27.08

10	Joseph Raftus	14	LOYOLA HS	27.30
11	Aharon Moryoussef	14	HERZLIAH HS	27.35
12	Adam Aktas	14	LESTER B PEARSON HS	27.39
13	Zachary Maraetti	14	MACDONALD HS	27.52
14	Rahriehawe McComber	14	KAHNAWAKE SURVIVAL	27.70
14	Giovanni Aloe	14	LESTER B PEARSON HS	27.70
16	John Blier	14	LAURENHILL ACADEMY	28.15
17	Kristof Noel	14	LAURENHILL ACADEMY	28.22
17	Alessio Conte	14	LAURIER MACDONALD HS	28.22
19	Joel Anderson	14	LAURENHILL ACADEMY	28.31
20	Emmanuel Caracassis	14	MACDONALD HS	28.48
21	Keyon Cyrus	14	VINCENT MASSEY	28.64
22	Lucas Gold	14	LOWER CANADA COLLEGE	29.20
23	Craig Knobovitch	14	BIALIK HS	29.38
24	Alex Lai	14	LOWER CANADA COLLEGE	29.47
25	Michael Do	14	LESTER B PEARSON HS	29.61
26	Jonathan Hubermann	14	HERZLIAH HS	29.74
27	Matthew Monti	14	LOYOLA HS	29.90
28	Matthew Spezio	14	VINCENT MASSEY	30.16
29	Chad Jasko	14	MACDONALD HS	30.39
30	Katsenhainton Lazare	14	KAHNAWAKE SURVIVAL	30.53
31	Krystian Sosa	14	MACDONALD HS	31.67
32	Matteo De Cotiis	14	LAURIER MACDONALD HS	36.64

[\[Top of Page\]](#) [\[Event List\]](#)

Event 15 BOYS 14-15 Midget 400m Run

NAME	AGE	TEAM	TIME	
1	Ricardo Petrocopo	14	LAURIER MACDONALD HS	54.93
2	Michael Francis	14	MACDONALD HS	59.06
3	Thomas Yang	14	LOWER CANADA COLLEGE	59.09
4	Alex Lee	14	LOYOLA HS	1:01.67
5	Thula Sinnarajah	14	LAURENHILL ACADEMY	1:02.29
6	Joel Anderson	14	LAURENHILL ACADEMY	1:03.46
7	Zachary Maraetti	14	MACDONALD HS	1:03.49
7	Joseph Raftus	14	LOYOLA HS	1:03.49

9	Alessandro Calabretta	14	VINCENT MASSEY	1:04.69
10	Mitchell Webb	14	MACDONALD HS	1:04.79
11	Connor Magas	14	MACDONALD HS	1:05.30
12	Rafal Sharif	14	LAURENHILL ACADEMY	1:05.37
13	Huzaiifa Ayub	14	LAURENHILL ACADEMY	1:05.72
14	Kristof Noel	14	LAURENHILL ACADEMY	1:06.30
15	Matthew Monti	14	LOYOLA HS	1:06.88
16	Lucas Gold	14	LOWER CANADA COLLEGE	1:08.46
17	Craig Knobovitch	14	BIALIK HS	1:09.44
18	Emmanuel Caracassis	14	MACDONALD HS	1:09.89
19	Jeffrey Penner	14	MACDONALD HS	1:13.64
20	Kyle Holland	14	LOWER CANADA COLLEGE	1:15.94
21	Noah Minel	14	LOWER CANADA COLLEGE	1:18.31
22	Antoni Laliberte	14	LOWER CANADA COLLEGE	1:23.81

[\[Top of Page\]](#) [\[Event List\]](#)

Event 16 BOYS 14-15 Midget 800m Run

NAME	AGE	TEAM	TIME	
1	Jonathan Scott-Lewis	14	MACDONALD HS	2:24.18
2	Thula Sinnarajah	14	LAURENHILL ACADEMY	2:25.99
3	Rafal Sharif	14	LAURENHILL ACADEMY	2:30.02
4	Huzaiifa Ayub	14	LAURENHILL ACADEMY	2:30.90
5	Marco Prelaz	14	LESTER B PEARSON HS	2:35.73
6	Mario Giobbi	14	LOYOLA HS	2:37.11
7	Matthew Monti	14	LOYOLA HS	2:38.17
8	Rahriehawe McComber	14	KAHNAWAKE SURVIVAL	2:38.30
9	Mitchell Webb	14	MACDONALD HS	2:38.48
10	Max Schiller	14	LOWER CANADA COLLEGE	2:38.75
11	Diego Caruana	14	MACDONALD HS	2:40.38
12	Marco Cerroni	14	LESTER B PEARSON HS	2:42.03
13	Hasani Carter-Kelly	14	MACDONALD HS	2:53.55
14	Craig Knobovitch	14	BIALIK HS	2:58.97
15	Noah Minel	14	LOWER CANADA COLLEGE	2:59.13
16	Jeffrey Penner	14	MACDONALD HS	3:00.67
17	Katsenhainton Lazare	14	KAHNAWAKE SURVIVAL	3:02.72

18	James Partsafas	14	LAURENHILL ACADEMY	3:02.87
19	Oliver Cross	14	MACDONALD HS	3:10.18
20	Alexander Tsatoumas	14	LAURENHILL ACADEMY	3:16.10
21	Benjamin Mah	14	LAURENHILL ACADEMY	3:17.23

[\[Top of Page\]](#) [\[Event List\]](#)

Event 17 BOYS 14-15 Midget 1500m Run

NAME	AGE	TEAM	TIME
1 Carson Price-Gallagher	14	LOWER CANADA COLLEGE	5:14.09
2 Nikolas Dafniotis	14	LAURENHILL ACADEMY	5:15.01
3 Jonathan Scott-Lewis	14	MACDONALD HS	5:19.93
4 Huzaiifa Ayub	14	LAURENHILL ACADEMY	5:20.63
5 Matthew Lazaris	14	LAURENHILL ACADEMY	5:25.42
6 Marco Cerroni	14	LESTER B PEARSON HS	5:32.86
7 Michael Chalkhoun-Herbell	14	HERZLIAH HS	5:34.28
8 Joseph Raftus	14	LOYOLA HS	5:36.34
9 Matthew Barg	14	LOWER CANADA COLLEGE	5:38.51
10 Emmanuel Caracassis	14	MACDONALD HS	5:44.17
11 Lucas Sherwin	14	MACDONALD HS	5:46.96
12 Max Schiller	14	LOWER CANADA COLLEGE	5:48.43
13 CAllum Larkman	14	LAURENHILL ACADEMY	5:56.88
14 Justin Ilkich	14	LAURENHILL ACADEMY	5:59.09
15 Hasani Carter-Kelly	14	MACDONALD HS	6:24.13
16 James Partsafas	14	LAURENHILL ACADEMY	6:53.61
17 Oliver Cross	14	MACDONALD HS	7:14.79

[\[Top of Page\]](#) [\[Event List\]](#)

Event 18 BOYS 14-15 Midget 3000m Run

NAME	AGE	TEAM	TIME
1 Carson Price-Gallagher	14	LOWER CANADA COLLEGE	11:01.22
2 Mario Giobbi	14	LOYOLA HS	11:14.01
3 Nikolas Dafniotis	14	LAURENHILL ACADEMY	11:23.97
4 Matthew Lazaris	14	LAURENHILL ACADEMY	11:24.03
5 Matthew Barg	14	LOWER CANADA COLLEGE	11:50.62
6 Marco Prelaz	14	LESTER B PEARSON HS	12:02.64

7	Michael Chalkhoun-Herbell	14	HERZLIAH HS	12:08.92
8	Marco Cerroni	14	LESTER B PEARSON HS	12:10.76
9	Raffaele Morelli	14	LAURIER MACDONALD HS	12:40.24
10	Hasani Carter-Kelly	14	MACDONALD HS	13:01.02
11	CAllum Larkman	14	LAURENHILL ACADEMY	13:11.38
12	Justin Petrilli	14	VINCENT MASSEY	14:26.22
13	Daniele Di Giorgio	14	VINCENT MASSEY	14:39.05
14	James Partsafas	14	LAURENHILL ACADEMY	14:56.76
15	Antoni Laliberte	14	LOWER CANADA COLLEGE	16:02.10

[\[Top of Page\]](#) [\[Event List\]](#)

Event 19 BOYS 14-15 Midget 60m Hurdles

NAME	AGE	TEAM	TIME
1 Michael Francis	14	MACDONALD HS	9.78
2 Adam Aktas	14	LESTER B PEARSON HS	10.25
3 Alessio Conte	14	LAURIER MACDONALD HS	10.63
4 Jonathan Hubermann	14	HERZLIAH HS	10.88
5 Chad Dikeakos	14	LAURENHILL ACADEMY	10.96
6 Brian Ortiz-Muscia	14	LESTER B PEARSON HS	11.35
7 Josiah Hwa	14	LOWER CANADA COLLEGE	11.47
8 Jasmit Kalsi	14	LESTER B PEARSON HS	11.69
9 Kristof Noel	14	LAURENHILL ACADEMY	12.00
10 Diego Caruana	14	MACDONALD HS	12.04
11 Michael Do	14	LESTER B PEARSON HS	13.66
12 Justin Sanschagrin	14	LESTER B PEARSON HS	13.71
13 John Blier	14	LAURENHILL ACADEMY	17.35

[\[Top of Page\]](#) [\[Event List\]](#)

Event 20 BOYS 14-15 Midget 4x200m Relay

NAME	TEAM	TIME
1 MacDonald HS A	MACDONALD HS	1:48.63
2 Lower Canada College A	LOWER CANADA COLLEGE	1:50.06
3 Loyola HS A	LOYOLA HS	1:50.99
4 Lester B Pearson HS A	LESTER B PEARSON HS	1:51.06
5 LaurenHill Academy A	LAURENHILL ACADEMY	1:52.17

[\[Top of Page\]](#) [\[Event List\]](#)**Event 21 BOYS 14-15 Midget High Jump**

NAME	AGE	TEAM	MARK
1 Richard Sheppard	14	ROYAL VALE HS	1.65m
2 Brian Ortiz-Muscia	14	LESTER B PEARSON HS	1.65m
3 Raffaele Morelli	14	LAURIER MACDONALD HS	1.60m
4 Jasmit Kalsi	14	LESTER B PEARSON HS	1.60m
5 Alessio Conte	14	LAURIER MACDONALD HS	1.55m
6 Jonathan Hubermann	14	HERZLIAH HS	1.55m
7 Nicholas Sabelli	14	VINCENT MASSEY	1.45m
7 Connor Magas	14	MACDONALD HS	1.45m
9 Pasquale Cammisano	14	VINCENT MASSEY	1.40m
9 Keyon Cyrus	14	VINCENT MASSEY	1.40m
9 Justin Ilkich	14	LAURENHILL ACADEMY	1.40m
9 Josiah Hwa	14	LOWER CANADA COLLEGE	1.40m
13 Chad Louvaris	14	MACDONALD HS	1.35m

[\[Top of Page\]](#) [\[Event List\]](#)**Event 22 BOYS 14-15 Midget Long Jump**

NAME	AGE	TEAM	MARK
1 Thomas Yang	14	LOWER CANADA COLLEGE	5.31m
2 Vladimir Buslayev	14	COLLEGE STE ANNE	5.31m
3 Alex Lee	14	LOYOLA HS	5.20m
4 Michael Francis	14	MACDONALD HS	5.09m
5 Ricardo Petrocopo	14	LAURIER MACDONALD HS	5.03m
6 Raffaele Morelli	14	LAURIER MACDONALD HS	5.02m
7 Richard Sheppard	14	ROYAL VALE HS	5.02m
8 Thula Sinnarajah	14	LAURENHILL ACADEMY	5.01m
9 Anthony Montanaro	14	LESTER B PEARSON HS	5.00m
10 Adam Aktas	14	LESTER B PEARSON HS	4.99m
11 Alessio Conte	14	LAURIER MACDONALD HS	4.95m
12 Diego Caruana	14	MACDONALD HS	4.86m
13 Chad Dikeakos	14	LAURENHILL ACADEMY	4.79m

14	Aharon Moryoussef	14	HERZLIAH HS	4.65m
15	Huzaiifa Ayub	14	LAURENHILL ACADEMY	4.60m
15	Chad Louvaris	14	MACDONALD HS	4.60m
17	Connor Magas	14	MACDONALD HS	4.39m
18	Massimo Pampena	14	LESTER B PEARSON HS	4.38m
19	Keyon Cyrus	14	VINCENT MASSEY	4.29m
20	Jonathan Hubermann	14	HERZLIAH HS	4.27m
21	Kyle Holland	14	LOWER CANADA COLLEGE	4.25m
22	Chrys Kakomandis	14	VINCENT MASSEY	4.15m
23	Jasmit Kalsi	14	LESTER B PEARSON HS	4.14m
24	Lucas Gold	14	LOWER CANADA COLLEGE	4.12m
25	Uwais Astad	14	ROYAL VALE HS	4.09m
26	Thomas Cefaratti	14	LAURIER MACDONALD HS	3.90m
27	Matthew Lazaris	14	LAURENHILL ACADEMY	3.85m
28	Pasquale Cammisano	14	VINCENT MASSEY	3.77m
29	Katsenhainton Lazare	14	KAHNAWAKE SURVIVAL	3.29m
30	Jeremy Shrier	14	ROYAL VALE HS	3.02m

[\[Top of Page\]](#) [\[Event List\]](#)

Event 23 BOYS 14-15 Midget Triple Jump

NAME	AGE	TEAM	MARK
1 Alessio Conte	14	LAURIER MACDONALD HS	11.12m
2 Anthony Montanaro	14	LESTER B PEARSON HS	10.53m
3 Alex Lee	14	LOYOLA HS	10.26m
4 Huzaiifa Ayub	14	LAURENHILL ACADEMY	9.98m
5 Raffaele Morelli	14	LAURIER MACDONALD HS	9.93m
6 Brian Ortiz-Muscia	14	LESTER B PEARSON HS	9.75m
7 Thula Sinnarajah	14	LAURENHILL ACADEMY	9.56m
8 Josiah Hwa	14	LOWER CANADA COLLEGE	9.54m
9 Jasmit Kalsi	14	LESTER B PEARSON HS	9.33m
10 Carson Price-Gallagher	14	LOWER CANADA COLLEGE	9.12m
11 Kyle Holland	14	LOWER CANADA COLLEGE	9.06m
12 Emmanuel Caracassis	14	MACDONALD HS	8.85m
13 Matthew Lazaris	14	LAURENHILL ACADEMY	8.53m
14 Massimo Pampena	14	LESTER B PEARSON HS	8.07m

Keyon Cyrus	14	VINCENT MASSEY	NM
Amin Bensissaid	14	COLLEGE STE ANNE	NM

[\[Top of Page\]](#) [\[Event List\]](#)

Event 24 BOYS 14-15 Midget Shot Put

NAME	AGE	TEAM	MARK
1 Amin Bensissaid	14	COLLEGE STE ANNE	11.93m
2 Nicholas Sabelli	14	VINCENT MASSEY	11.59m
3 Mitchell Webb	14	MACDONALD HS	10.50m
4 Oliver Cross	14	MACDONALD HS	10.32m
5 Alessandro Calabretta	14	VINCENT MASSEY	10.00m
6 Connor Magas	14	MACDONALD HS	9.93m
7 Chad Louvaris	14	MACDONALD HS	9.80m
8 Marc-Anthony Iasenza	14	LESTER B PEARSON HS	9.66m
9 Christopher Armundo	14	LAURENHILL ACADEMY	9.60m
10 Rahriehawe McComber	14	KAHNAWAKE SURVIVAL	9.58m
11 Thomas Cefaratti	14	LAURIER MACDONALD HS	9.44m
12 Justin Ilkich	14	LAURENHILL ACADEMY	9.40m
13 Matthew Monti	14	LOYOLA HS	9.30m
14 Thula Sinnarajah	14	LAURENHILL ACADEMY	9.20m
15 Chad Jasko	14	MACDONALD HS	9.18m
16 Mario Giobbi	14	LOYOLA HS	9.17m
17 Joseph Luciano	14	VINCENT MASSEY	8.96m
18 Massimo Pampena	14	LESTER B PEARSON HS	8.62m
19 Katsenhaienton Lazare	14	KAHNAWAKE SURVIVAL	8.30m
20 Justin Sanschagrin	14	LESTER B PEARSON HS	7.70m
21 Max Schiller	14	LOWER CANADA COLLEGE	7.34m
22 Lucas Gold	14	LOWER CANADA COLLEGE	7.13m
23 Antoni Laliberte	14	LOWER CANADA COLLEGE	6.94m

[\[Top of Page\]](#) [\[Event List\]](#)

Event 25 BOYS 16-18 Juvenile 60m Dash

FINALS

NAME	AGE	TEAM	TIME
1 Dominic Salvo	16	LOYOLA HS	7.40

2	Matthew Driver	16	LOYOLA HS	7.42
3	Diego Dorantes	16	LOYOLA HS	7.58
4	Frederic Brunet	16	COLLEGE STE ANNE	8.09
5	Jamal Amegashitsi	16	LAURENHILL ACADEMY	8.23
6	Gabriel Vigneault-Motta	16	COLLEGE STE ANNE	8.25
7	Adam Wexler	16	HERZLIAH HS	8.27
8	Nicholas Estevez-Perez	16	LAURENHILL ACADEMY	8.40

PRELIMS

1	Dominic Salvo	16	LOYOLA HS	7.36 Q
2	Matthew Driver	16	LOYOLA HS	7.41 Q
3	Diego Dorantes	16	LOYOLA HS	7.57 q
3	Gabriele Folino	16	VINCENT MASSEY	7.57 Q
5	Nicholas Estevez-Perez	16	LAURENHILL ACADEMY	7.90 Q
6	Nicolas Chechile	16	VINCENT MASSEY	8.00 q
7	Gabriel Vigneault-Motta	16	COLLEGE STE ANNE	8.02 q
8	Nicolas Tessier	16	COLLEGE STE ANNE	8.08 Q
9	Jamal Amegashitsi	16	LAURENHILL ACADEMY	8.10 q
10	Frederic Brunet	16	COLLEGE STE ANNE	8.12 q
11	Yann Bouhadana	16	HERZLIAH HS	8.15 q
12	Adam Wexler	16	HERZLIAH HS	8.21 q
13	David Bouhadana	16	HERZLIAH HS	8.24
14	Ron Sellam	16	HERZLIAH HS	8.29
15	Rielly Gignac	16	LAURIER MACDONALD HS	8.38
16	Justin Saros	16	BIALIK HS	8.50
17	Waqar Shah	16	LAURENHILL ACADEMY	8.60
18	Jimmy Lam	16	MACDONALD HS	8.69
19	Gianluca Adornato	16	VINCENT MASSEY	8.75
20	Dimitri Markou	16	LAURENHILL ACADEMY	9.16
21	allan Reuben	16	BIALIK HS	9.40

[\[Top of Page\]](#) [\[Event List\]](#)

Event 26 BOYS 16-18 Juvenile 200m Run

NAME	AGE	TEAM	TIME
1 Dominic Salvo	16	LOYOLA HS	24.15

2	Matthew Driver	16	LOYOLA HS	24.46
3	Gabriele Folino	16	VINCENT MASSEY	25.05
4	Diego Dorantes	16	LOYOLA HS	26.34
5	Jamal Amegashitsi	16	LAURENHILL ACADEMY	27.31
6	Leon Robert Hossein	16	LAURENHILL ACADEMY	27.41
7	Waqar Shah	16	LAURENHILL ACADEMY	28.06
8	Jimmy Lam	16	MACDONALD HS	29.09
9	Justin Saros	16	BIALIK HS	29.12
10	Gianluca Adornato	16	VINCENT MASSEY	29.27
11	Sabeswaran Vaithilingam	16	LAURENHILL ACADEMY	30.59

[\[Top of Page\]](#) [\[Event List\]](#)

Event 27 BOYS 16-18 Juvenile 400m Run

NAME	AGE	TEAM	TIME	
1	Thomas Caprera	16	LOYOLA HS	57.00
2	Dominic Salvo	16	LOYOLA HS	57.21
3	Leon Robert Hossein	16	LAURENHILL ACADEMY	1:03.18
4	Matthew Driver	16	LOYOLA HS	1:04.16
5	Vithurjan Velupillai	16	LAURENHILL ACADEMY	1:04.72
6	Jimmy Lam	16	MACDONALD HS	1:07.43
7	Sabeswaran Vaithilingam	16	LAURENHILL ACADEMY	1:11.96

[\[Top of Page\]](#) [\[Event List\]](#)

Event 28 BOYS 16-18 Juvenile 800m Run

NAME	AGE	TEAM	TIME	
1	Thomas Caprera	16	LOYOLA HS	2:23.10
2	Jamal Amegashitsi	16	LAURENHILL ACADEMY	2:35.07
3	Vithurjan Velupillai	16	LAURENHILL ACADEMY	2:35.65
4	Christos Lazaris	16	LAURENHILL ACADEMY	2:41.61
5	Sabeswaran Vaithilingam	16	LAURENHILL ACADEMY	2:47.22
6	Dimitri Markou	16	LAURENHILL ACADEMY	2:57.00

[\[Top of Page\]](#) [\[Event List\]](#)

Event 29 BOYS 16-18 Juvenile 1500m Run

NAME	AGE	TEAM	TIME	
1	Thomas Caprera	16	LOYOLA HS	5:41.38

2	Gabriele Folino	16	VINCENT MASSEY	5:41.78
3	Waqar Shah	16	LAURENHILL ACADEMY	5:44.78
4	Nicholas Estevez-Perez	16	LAURENHILL ACADEMY	5:49.85
5	Yann Bouhadana	16	HERZLIAH HS	5:50.96
6	Gabriel Tremblay	16	COLLEGE STE ANNE	5:50.98
7	Vithurjan Velupillai	16	LAURENHILL ACADEMY	5:59.43
8	allan Reuben	16	BIALIK HS	6:05.53
9	Aaron Lohner	16	HERZLIAH HS	6:05.97
10	Gianluca Adornato	16	VINCENT MASSEY	6:52.15

[\[Top of Page\]](#) [\[Event List\]](#)

Event 30 BOYS 16-18 Juvenile 3000m Run

NAME	AGE	TEAM	TIME
1 Gabriele Folino	16	VINCENT MASSEY	11.22
2 Nicholas Estevez-Perez	16	LAURENHILL ACADEMY	11.29
3 Gabriel Tremblay	16	COLLEGE STE ANNE	11.35
4 Gabriel Lopez	16	LESTER B PEARSON HS	11.39
5 Alex David	16	LESTER B PEARSON HS	12.19
6 Aaron Lohner	16	HERZLIAH HS	12.24
7 Gianluca Adornato	16	VINCENT MASSEY	14.00
Gabriel Giampa	16	VINCENT MASSEY	DNF

[\[Top of Page\]](#) [\[Event List\]](#)

Event 31 BOYS 16-18 Juvenile 60m Hurdles

NAME	AGE	TEAM	TIME
1 Yann Bouhadana	16	HERZLIAH HS	10.90
2 Adam Wexler	16	HERZLIAH HS	10.93
3 Nicholas Estevez-Perez	16	LAURENHILL ACADEMY	11.00
4 Rielly Gignac	16	LAURIER MACDONALD HS	11.11
5 Alessandro Barazzoni	16	LAURIER MACDONALD HS	11.49
6 Justin Saros	16	BIALIK HS	11.56
7 Sam Tenenbaum	16	LOWER CANADA COLLEGE	11.85
8 Dominic Schipano	16	LAURIER MACDONALD HS	11.86
9 David Bouhadana	16	HERZLIAH HS	13.17
10 Jimmy Lam	16	MACDONALD HS	13.28

Event 32 BOYS 16-18 Juvenile 4x200m Relay

NAME	TEAM	TIME
1 Loyola HS A	LOYOLA HS	1:45.06
2 Herzliah HS A	HERZLIAH HS	1:50.58
3 LaurenHill Academy A	LAURENHILL ACADEMY	1:52.81
4 Vincent Massey A	VINCENT MASSEY	2:03.64

Event 33 BOYS 16-18 Juvenile High Jump

NAME	AGE	TEAM	MARK
1 Thomas Caprera	16	LOYOLA HS	1.78m
2 Dominic Salvo	16	LOYOLA HS	1.75m
3 Nicolas Chechile	16	VINCENT MASSEY	1.68m
4 Ron Sellam	16	HERZLIAH HS	1.65m
5 Dominic Schipano	16	LAURIER MACDONALD HS	1.55m
5 Rielly Gignac	16	LAURIER MACDONALD HS	1.55m
5 Alessandro Barazzoni	16	LAURIER MACDONALD HS	1.55m
8 David Bouhadana	16	HERZLIAH HS	1.50m
9 Nicholas Estevez-Perez	16	LAURENHILL ACADEMY	1.45m

Event 34 BOYS 16-18 Juvenile Long Jump

NAME	AGE	TEAM	MARK
1 Dominic Salvo	16	LOYOLA HS	5.65m
2 Matthew Driver	16	LOYOLA HS	5.52m
3 Diego Dorantes	16	LOYOLA HS	5.16m
4 Alessandro Barazzoni	16	LAURIER MACDONALD HS	5.14m
5 Gabriel Vigneault-Motta	16	COLLEGE STE ANNE	5.08m
6 Dominic Schipano	16	LAURIER MACDONALD HS	4.83m
7 Benjamin Lewandowski	16	ROYAL VALE HS	4.77m
8 Rielly Gignac	16	LAURIER MACDONALD HS	4.60m
9 Jamal Amegashitsi	16	LAURENHILL ACADEMY	4.43m
10 Aaron Lohner	16	HERZLIAH HS	4.35m

11 Christos Lazaris 16 LAURENHILL ACADEMY 3.95m

[\[Top of Page\]](#) [\[Event List\]](#)

Event 35 BOYS 16-18 Juvenile Triple Jump

NAME	AGE	TEAM	MARK
1 Dominic Salvo	16	LOYOLA HS	11.39m
2 Jamal Amegashitsi	16	LAURENHILL ACADEMY	6.52m

[\[Top of Page\]](#) [\[Event List\]](#)

Event 36 BOYS 16-18 Juvenile Shot Put

NAME	AGE	TEAM	MARK
1 Franco Benalia	16	VINCENT MASSEY	11.45m
2 Gabriel Vigneault-Motta	16	COLLEGE STE ANNE	11.43m
3 Nicholas Estevez-Perez	16	LAURENHILL ACADEMY	9.37m
4 Frederic Brunet	16	COLLEGE STE ANNE	9.30m
5 Raphael Katz-Zeitlin	16	BIALIK HS	9.16m
6 Adam Wexler	16	HERZLIAH HS	8.86m
7 Daniel Walker	16	BIALIK HS	4.75m

[\[Top of Page\]](#) [\[Event List\]](#)

GMAA Boys Indoor Track & Field Meet 2016

Thursday, February 11th, 2016

Centre Claude Robillard

11/02/2016 - 11/02/2016

Meet Scores

MALE TEAM Age Group 11 - 13

1	JOHN PAUL 1 HS	JP1	120.500
2	COLLEGE STE ANNE	CSA	42.000
3	LOWER CANADA COLLEGE	LCC	40.500
4	ROYAL VALE HS	RVAL	27.000
5	LOYOLA HS	LOY	13.000
6	MACDONALD HS	MACD	9.000
6	VINCENT MASSEY	VMC	9.000
8	BIALIK HS	BIAL	2.000

MALE TEAM Age Group 14 - 15

1	MACDONALD HS	MACD	55.000
2	LOWER CANADA COLLEGE	LCC	42.000
3	LAURIER MACDONALD HS	LMAC	41.000
4	LAURENHILL ACADEMY	LAUR	39.000
5	LESTER B PEARSON HS	LBP	28.000
6	LOYOLA HS	LOY	21.000
7	COLLEGE STE ANNE	CSA	19.000
8	VINCENT MASSEY	VMC	8.000
9	ROYAL VALE HS	RVAL	7.000
10	HERZLIAH HS	HZHS	4.000

MALE TEAM Age Group 16 - 18

1	LOYOLA HS	LOY	102.000
2	LAURENHILL ACADEMY	LAUR	55.000
3	VINCENT MASSEY	VMC	30.000
4	HERZLIAH HS	HZHS	24.000
5	COLLEGE STE ANNE	CSA	19.000
6	LAURIER MACDONALD HS	LMAC	12.000
7	LESTER B PEARSON HS	LBP	5.000
8	BIALIK HS	BIAL	3.000
9	MACDONALD HS	MACD	1.000

[No. 1. Girls. 100m Freestyle 11 - 13 years](#)
[No. 2. Boys. 100m Freestyle 11 - 13 years](#)
[No. 3. Girls. 100m Freestyle 14 - 15 years](#)
[No. 4. Boys. 100m Freestyle 14 - 15 years](#)
[No. 5. Women. 100m Freestyle 16 - 18 years](#)
[No. 6. Boys. 100m Freestyle 16 - 18 years](#)
[No. 7. Girls. 50m Butterfly 11 - 13 years](#)
[No. 8. Boys. 50m Butterfly 11 - 13 years](#)
[No. 9. Girls. 50m Butterfly 14 - 15 years](#)
[No. 10. Boys. 50m Butterfly 14 - 15 years](#)
[No. 11. Women. 50m Butterfly 16 - 18 years](#)
[No. 12. Boys. 50m Butterfly 16 - 18 years](#)
[No. 13. Girls. 50m Freestyle 11 - 13 years](#)
[No. 14. Boys. 50m Freestyle 11 - 13 years](#)
[No. 15. Girls. 50m Freestyle 14 - 15 years](#)
[No. 16. Boys. 50m Freestyle 14 - 15 years](#)
[No. 17. Women. 50m Freestyle 16 - 18 years](#)
[No. 18. Boys. 50m Freestyle 16 - 18 years](#)
[No. 19. Girls. 4 x 50m Medley 11 - 13 years](#)
[No. 20. Boys. 4 x 50m Medley 11 - 13 years](#)
[No. 21. Girls. 4 x 50m Medley 14 - 15 years](#)
[No. 22. Boys. 4 x 50m Medley 14 - 15 years](#)
[No. 23. Women. 4 x 50m Medley 16 - 18 years](#)
[No. 24. Boys. 4 x 50m Medley 16 - 18 years](#)

[No. 25. Girls. 100m Medley 11 - 13 years](#)
[No. 26. Boys. 100m Medley 11 - 13 years](#)
[No. 27. Girls. 100m Medley 14 - 15 years](#)
[No. 28. Boys. 100m Medley 14 - 15 years](#)
[No. 29. Women. 100m Medley 16 - 18 years](#)
[No. 30. Boys. 100m Medley 16 - 18 years](#)
[No. 31. Girls. 50m Backstroke 11 - 13 years](#)
[No. 32. Boys. 50m Backstroke 11 - 13 years](#)
[No. 33. Girls. 50m Backstroke 14 - 15 years](#)
[No. 34. Boys. 50m Backstroke 14 - 15 years](#)
[No. 35. Women. 50m Backstroke 16 - 18 years](#)
[No. 36. Boys. 50m Backstroke 16 - 18 years](#)
[No. 37. Girls. 50m Breaststroke 11 - 13 years](#)
[No. 38. Boys. 50m Breaststroke 11 - 13 years](#)
[No. 39. Girls. 50m Breaststroke 14 - 15 years](#)
[No. 40. Boys. 50m Breaststroke 14 - 15 years](#)
[No. 41. Women. 50m Breaststroke 16 - 18 years](#)
[No. 42. Boys. 50m Breaststroke 16 - 18 years](#)
[No. 43. Girls. 4 x 50m Freestyle 11 - 13 years](#)
[No. 44. Boys. 4 x 50m Freestyle 11 - 13 years](#)
[No. 45. Girls. 4 x 50m Freestyle 14 - 15 years](#)
[No. 46. Boys. 4 x 50m Freestyle 14 - 15 years](#)
[No. 47. Women. 4 x 50m Freestyle 16 - 18 years](#)
[No. 48. Boys. 4 x 50m Freestyle 16 - 18 years](#)

GMAA Championship Swim Meet 2016
 Cote-St-Luc, 16/2/2016

Event 1 Girls, 100m Freestyle 11 - 13 years
 16/02/2016 - 9:45 Results

Points: FINA 2014

Rank	YB		Time	Pts	50m	100m
1.	03	Csa	1:04.63	491		
2.	03	Csa	1:06.16	458		
3.	02	Villa	1:09.97	387		
4.	02	Villa	1:11.14	368		
5.	02	Shsm	1:12.00	355		
6.	02	Royal	1:16.37	297		
7.	02	Study	1:20.28	256		
8.	02	Shsm	1:26.97	201		
9.	03	Royal	1:29.62	184		
10.	02	Villa	1:29.80	183		
11.	03	Royal	1:42.20	124		

[<< TOP >>](#)

Event 2 Boys, 100m Freestyle 11 - 13 years
 16/02/2016 - 9:50 Results

Points: FINA 2014

Rank	YB		Time	Pts	50m	100m
1.	02	Selw	57.84	469		
2.	02	Vmc	1:01.50	390		
3.	02	Wic	1:04.95	331		
4.	02	Csa	1:11.24	251		
5.	03	Wic	1:15.56	210		
6.	02	Wic	1:16.59	202		
7.	03	Loy	1:18.19	189		
8.	03	Csa	1:20.27	175		
9.	03	Bial	1:33.41	111		

[<< TOP >>](#)Event 3
16/02/2016 - 9:50

Girls, 100m Freestyle

14 - 15 years
Results

Points: FINA 2014

Rank	YB		Time	Pts	50m	100m
1.	00	Csa	1:01.59	568		
2.	00	Kuper	1:10.10	385		
3.	01	Csa	1:17.25	287		
4.	01	Herzliah High School	1:20.10	258		
5.	00	Lmac	1:22.44	236		
6.	01	Villa	1:24.44	220		

[<< TOP >>](#)Event 4
16/02/2016 - 9:55

Boys, 100m Freestyle

14 - 15 years
Results

Points: FINA 2014

Rank	YB		Time	Pts	50m	100m
1.	01	Loy	1:01.22	395		
2.	00	Herzliah High School	1:04.19	343		
3.	01	Lcc	1:05.69	320		
4.	01	Loy	1:07.31	297		
5.	00	Kuper	1:07.75	291		
6.	01	Macd	1:08.34	284		
7.	01	Loy	1:08.74	279		
8.	00	Stg	1:17.88	192		
9.	00	Bial	1:18.19	189		

[<< TOP >>](#)Event 5
16/02/2016 - 10:00

Women, 100m Freestyle

16 - 18 years
Results

Points: FINA 2014

Rank	YB		Time	Pts	50m	100m
1.	98	Kuper	1:01.12	581		
2.	99	Lcc	1:07.63	429		
3.	99	Study	1:15.11	313		
4.	99	Shsm	1:19.17	267		
5.	99	Shsm	1:22.48	236		

[<< TOP >>](#)Event 6
16/02/2016 - 10:00

Boys, 100m Freestyle

16 - 18 years
Results

Points: FINA 2014

Rank	YB		Time	Pts	50m	100m
1.	98	Cpi	56.00	516		
2.	99	Wic	56.47	504		
3.	99	Loy	56.59	500		
4.	99	Loy	56.82	494		
5.	98	Royal	56.90	492		
6.	99	Loy	1:03.75	350		
7.	99	Kuper	1:07.39	296		
8.	99	Macd	1:12.05	242		
9.	99	Macd	1:14.37	220		

[<< TOP >>](#)

Event 7
16/02/2016 - 10:05

Girls, 50m Butterfly

11 - 13 years
Results

Points: FINA 2014

Rank	YB		Time	Pts
1.	03	Shsm	33.25	394
2.	03	Csa	33.50	385
3.	03	Study	36.20	305
4.	02	Villa	39.40	236
5.	02	Villa	42.37	190
6.	02	Kuper	42.40	190
7.	02	Kuper	44.47	164
8.	02	Csa	45.70	151
9.	02	Villa	48.58	126

[<< TOP >>](#)

Event 8
16/02/2016 - 10:05

Boys, 50m Butterfly

11 - 13 years
Results

Points: FINA 2014

Rank	YB		Time	Pts
1.	02	Selw	30.66	359
2.	02	Wic	31.04	346
3.	03	Csa	33.23	282
4.	02	Csa	33.32	280
5.	02	Royal	33.35	279
6.	03	Loy	39.93	162

[<< TOP >>](#)

Event 9
16/02/2016 - 10:05

Girls, 50m Butterfly

14 - 15 years
Results

Points: FINA 2014

Rank	YB		Time	Pts
1.	01	Csa	31.72	454
2.	01	Study	33.55	383
3.	01	Study	40.65	215
4.	01	Herzliah High School	40.94	211
5.	01	Villa	43.37	177

[<< TOP >>](#)

Event 10
16/02/2016 - 10:10

Boys, 50m Butterfly

14 - 15 years
Results

Points: FINA 2014

Rank	YB		Time	Pts
1.	01	Loy	28.85	431
2.	00	Royal	31.29	338
3.	01	Loy	33.31	280
4.	01	Loy	33.47	276
5.	00	Kuper	34.22	258
6.	01	Lcc	35.47	232

[<< TOP >>](#)

Event 11
16/02/2016 - 10:10

Women, 50m Butterfly

16 - 18 years
Results

Points: FINA 2014

Rank	YB		Time	Pts
1.	98	Kuper	30.78	496

2. OBRAND, Alyssa	99	Lcc	33.03	402
3. MCKEE, Meaghan	99	Kuper	34.03	367
4. LUCIANI, Julia	99	Study	36.50	298

[<< TOP >>](#)

Event 12 Boys, 50m Butterfly 16 - 18 years
16/02/2016 - 10:10 Results

Points: FINA 2014

Rank	YB		Time	Pts
1. PIECZKO, Phillip	99	Wic	28.10	466
2. SOSNOVIK, Danylo	98	Cpi	28.53	446
3. RIZZUTO, Jacob	98	Royal	29.82	390
4. SIMPSON, Neil	99	Loy	30.27	373
5. COFFIN, Charles	99	Loy	30.52	364
6. ACOCELLA, Eric	99	Lcc	32.00	316
7. JANNA, Josh	99	Kuper	32.69	296
8. QUINN, Timothy	98	Whs	33.78	268

[<< TOP >>](#)

Event 13 Girls, 50m Freestyle 11 - 13 years
16/02/2016 - 10:15 Results

Points: FINA 2014

Rank	YB		Time	Pts
1. SASTRON-NAVARRETE, Amaya	03	Shsm	29.09	509
2. CASSIDY, Emilie	03	Csa	29.67	480
3. BARNIERI, Olivia	02	Villa	32.16	377
4. KAYLL, Angela	02	Wic	33.92	321
5. GHANEM, Claire	02	Wic	34.29	311
6. MALONE, Meghan	02	Villa	34.40	308
7. GRIGAT, Lauren	03	Royal	34.64	301
8. ASSI, Laura	02	Royal	34.86	296
9. BESNER, Lauren	03	Macd	35.47	281
10. HORVAT, Juliana	02	Csa	35.59	278
11. GUILFOYLE, Sydney	02	Kuper	35.72	275
12. LAVESQUE, Hanna	02	Kuper	36.10	266
13. TELIO, Zoe	02	Csa	36.47	258
14. LASTARZA, Olivia	02	Kuper	41.25	178

[<< TOP >>](#)

Event 14 Boys, 50m Freestyle 11 - 13 years
16/02/2016 - 10:15 Results

Points: FINA 2014

Rank	YB		Time	Pts
1. DEVEAU, Gregor	02	Wic	28.63	356
2. CIALOWICZ, Mateusz	03	Csa	29.84	314
3. HOWARD, Spencer	02	Loy	32.59	241
4. MACDONALD, Liam	03	Wic	34.39	205
5. PRESSER, Charles	03	Bial	34.41	205
6. DE COSMO, Samuele	02	Wic	35.47	187
7. WRIGHT, Greg	03	Loy	35.83	181

[<< TOP >>](#)

Event 15 Girls, 50m Freestyle 14 - 15 years
16/02/2016 - 10:20 Results

Points: FINA 2014

Rank		YB		Time	Pts
1.	DOLLINGER, Jennifer	00	Csa	27.75	587
2.	LATREILLE, Melanie	00	Kuper	32.28	373
3.	CARSON, Brooklyn	00	Shsm	33.25	341
4.	JARRY, Marie-eve	01	Csa	33.75	326
5.	VILLEGAS, Julia-Carla	00	Lmac	34.64	301
6.	COFFIN, Maggie	01	Macd	35.56	279
7.	MERSEREAU, Chloe	00	Villa	36.93	249
8.	AIKEN, Elizabeth	01	Shsm	37.43	239
9.	HADDAD-CAMERON, Morgane	01	Villa	37.51	237
10.	GIAMBATTISTA, Alessia	01	Villa	37.61	235
DSQ	BATTISTA, Calista	00	Vmc		

[<< TOP >>](#)

Event 16 Boys, 50m Freestyle 14 - 15 years
16/02/2016 - 10:20 Results

Points: FINA 2014

Rank		YB		Time	Pts
1.	STONE-BARNEY, William	01	Loy	27.56	399
2.	SELEZNEV, David	00	Herzlih High School	28.75	352
3.	DI LULLO, Lucca	01	Loy	29.00	342
4.	BUREAR, Andrew	01	Loy	30.90	283
5.	TZANETATOS, Julian	00	Kuper	31.22	274
6.	BESNER, Josh	01	Macd	31.53	266
7.	BRAZIL, Emmanuel	00	Stg	34.04	212
8.	ILYAEV, Shai	01	Herzlih High School	41.38	118

[<< TOP >>](#)

Event 17 Women, 50m Freestyle 16 - 18 years
16/02/2016 - 10:20 Results

Points: FINA 2014

Rank		YB		Time	Pts
1.	SCOTT, Ashleigh	98	Kuper	28.50	542
2.	OBRAND, Alyssa	99	Lcc	31.68	394
3.	MACDONALD, Lauren	99	Shsm	32.18	376
4.	PRUNER, Emily	99	Lcc	33.53	332
5.	GOLDSBOURGH, Lauren	99	Kuper	36.93	249

[<< TOP >>](#)

Event 18 Boys, 50m Freestyle 16 - 18 years
16/02/2016 - 10:20 Results

Points: FINA 2014

Rank		YB		Time	Pts
1.	PIECZKO, Phillip	99	Wic	26.35	457
2.	RIZZUTO, Jacob	98	Royal	27.16	417
3.	NOWAKOWSKI, Alex	99	Loy	27.97	382
4.	MCAULIFFE, Fred	99	Loy	29.57	323
5.	ACOCELLA, Eric	99	Lcc	29.96	311
6.	GROISMAN, Benjamin	99	Herzlih High School	30.12	306
7.	JANNA, Josh	99	Kuper	31.00	280
8.	LI, Kevin	98	Wic	31.33	272
9.	QUINN, Timothy	98	Whs	31.77	260
10.	BENTLEY, Liam	99	Macd	32.13	252
11.	SELLAM, Ron	99	Herzlih High School	33.13	230
12.	NUDO, Domenic	99	Macd	34.04	212

[<< TOP >>](#)Event 19
16/02/2016 - 10:25

Girls, 4 x 50m Medley

11 - 13 years
Results

Points: FINA 2014

Rank				Time	Pts
1.	Csa		Csa	2:33.21	330
	,		,		
2.	Shsm 1		Shsm	2:47.72	251
	SASTRON-NAVARRETE, Amaya	03 02	PASSINGHAM, Madison MIGLIORELLI, Olivia	02 03	
	EMBLEM, Amanda				
3.	Royal 1		Royal	2:57.71	211
	ASSI, Laura	02	RICHER, Kiva	03	
	GRIGAT, Lauren	03	NIKOLANTONAKIS, Ruby	03	

[<< TOP >>](#)Event 20
16/02/2016 - 10:30

Boys, 4 x 50m Medley

11 - 13 years
Results

Points: FINA 2014

Rank				Time	Pts
1.	Wic 1		Wic	2:16.69	321
	ADORENTI, Vincent	02	MACDONALD, Liam	03	
	DEVEAU, Gregor	02	GARCIA, Carlos	03	
2.	Loy 1		Loy	2:33.28	228
	BEDIRIAN, John	02	WIGHT, Stephen	03	
	HOWARD, Spencer	02	WRIGHT, Greg	03	

[<< TOP >>](#)Event 21
16/02/2016 - 10:30

Girls, 4 x 50m Medley

14 - 15 years
Results

Points: FINA 2014

Rank				Time	Pts
1.	Csa		Csa	2:19.19	440
	,		,		
2.	Study 1		Study	2:36.90	307
	GORDON, Ana	02	CARR, Carolanne	01	
	SEIRAFI, Tara	02	MALIKOTSIS, Chloe	01	
3.	Shsm 1		Shsm	2:57.80	211
	CARSON, Brooklyn	00	LITTLE-LEVESQUE, Dominique	00	
	AIKEN, Elizabeth	01	GUIDOTE, Kiara	00	

[<< TOP >>](#)Event 22
16/02/2016 - 10:35

Boys, 4 x 50m Medley

14 - 15 years
Results

Points: FINA 2014

Rank				Time	Pts
1.	Loy 1		Loy	2:14.07	340
	DI LULLO, Lucca	01	STONE-BARNEY, William	01	
	SMITH, Jonah	01	TAKACSY, Nicholas	01	

[<< TOP >>](#)Event 23
16/02/2016 - 10:35

Women, 4 x 50m Medley

16 - 18 years
Results

Points: FINA 2014

Rank			Time	Pts
1.	Shsm 1	Shsm	2:43.38	272
	MACDONALD, Lauren	99	RYAN, Emma	99
	RANDISI, Sarah	99	SCALIA, Alexa	99

[<< TOP >>](#)

Event 24 Boys, 4 x 50m Medley 16 - 18 years
16/02/2016 - 10:40 Results

Points: FINA 2014

Rank			Time	Pts
1.	Royal 1	Royal	2:13.84	342
	RIZZUTO, Jacob	98	SEGUIN, Tyler	98
	ROY, Jonah	00	STACK, Logan	98

[<< TOP >>](#)

Event 25 Girls, 100m Medley 11 - 13 years
16/02/2016 - 10:45 Results

Points: FINA 2014

Rank	YB		Time	Pts	50m	100m
1.	03	Shsm	1:14.97	449		
2.	03	Villa	1:17.44	408		
3.	03	Study	1:20.21	367		
4.	02	Wic	1:25.44	304		
5.	02	Kuper	1:29.78	262		
6.	03	Kuper	1:32.13	242		
7.	02	Study	1:33.13	234		
8.	02	Csa	1:33.60	231		
9.	02	Kuper	1:34.16	227		
10.	02	Study	1:34.75	222		
11.	03	Royal	1:35.15	220		
12.	03	Royal	1:50.54	140		

[<< TOP >>](#)

Event 26 Boys, 100m Medley 11 - 13 years
16/02/2016 - 10:50 Results

Points: FINA 2014

Rank	YB		Time	Pts	50m	100m
1.	02	Vmc	1:11.09	362		
2.	02	Wic	1:12.44	343		
3.	02	Royal	1:15.76	299		
4.	02	Loy	1:19.88	255		
5.	03	Wic	1:21.02	245		
6.	03	Csa	1:29.04	184		
7.	03	Loy	1:30.16	177		
8.	03	Wic	1:30.36	176		
9.	03	Bial	1:31.79	168		

[<< TOP >>](#)

Event 27 Girls, 100m Medley 14 - 15 years
16/02/2016 - 10:50 Results

Points: FINA 2014

Rank	YB		Time	Pts	50m	100m
1.	01	Csa	1:13.18	483		
2.	01	Study	1:16.38	425		
3.	00	Shsm	1:28.15	276		

4. JARRY, Marie-eve	01	Csa	1:31.56	247
5. CARR, Carolanne	01	Study	1:33.29	233
6. COFFIN, Maggie	01	Macd	1:33.43	232
7. KALIN, Hannah	01	Herzlih High School	1:33.47	232

[<< TOP >>](#)

Event 28 Boys, 100m Medley 14 - 15 years
16/02/2016 - 10:55 Results

Points: FINA 2014

Rank	YB		Time	Pts	50m	100m
1.	01	Loy	1:12.25	345		
2.	01	Loy	1:14.68	313		
3.	00	Royal	1:20.34	251		

[<< TOP >>](#)

Event 29 Women, 100m Medley 16 - 18 years
16/02/2016 - 10:55 Results

Points: FINA 2014

Rank	YB		Time	Pts	50m	100m
1.	99	Kuper	1:20.72	360		
2.	99	Shsm	1:29.62	263		
3.	99	Shsm	1:35.47	217		

[<< TOP >>](#)

Event 30 Boys, 100m Medley 16 - 18 years
16/02/2016 - 11:00 Results

Points: FINA 2014

Rank	YB		Time	Pts	50m	100m
1.	98	Cpi	1:03.47	510		
2.	99	Loy	1:03.56	507		
3.	98	Royal	1:07.31	427		
4.	98	Whs	1:19.13	263		
5.	99	Kuper	1:19.72	257		

[<< TOP >>](#)

Event 31 Girls, 50m Backstroke 11 - 13 years
16/02/2016 - 11:00 Results

Points: FINA 2014

Rank	YB		Time	Pts
1.	03	Csa	34.19	424
2.	03	Villa	34.85	401
3.	02	Shsm	37.35	325
4.	02	Villa	39.64	272
5.	02	Wic	40.10	263
6.	02	Wic	41.07	245
7.	02	Study	42.29	224
8.	03	Macd	43.65	204
9.	02	Villa	43.91	200
10.	02	Csa	44.30	195
11.	03	Kuper	44.61	191
12.	03	Bial	44.94	187
13.	02	Csa	47.00	163
DSQ	03	Royal		

[<< TOP >>](#)Event 32
16/02/2016 - 11:05

Boys, 50m Backstroke

11 - 13 years
Results

Points: FINA 2014

Rank	YB		Time	Pts
1.	02	Wic	34.60	279
2.	03	Csa	36.09	245
3.	03	Wic	38.07	209
4.	02	Loy	38.58	201
5.	03	Loy	42.37	151
6.	03	Bial	43.91	136
7.	02	Loy	44.21	133

[<< TOP >>](#)Event 33
16/02/2016 - 11:05

Girls, 50m Backstroke

14 - 15 years
Results

Points: FINA 2014

Rank	YB		Time	Pts
1.	00	Csa	32.57	491
2.	01	Villa	44.25	195
3.	01	Villa	44.78	189

[<< TOP >>](#)Event 34
16/02/2016 - 11:05

Boys, 50m Backstroke

14 - 15 years
Results

Points: FINA 2014

Rank	YB		Time	Pts
1.	01	Loy	31.53	368
2.	01	Loy	33.54	306
3.	01	Lcc	34.47	282
4.	01	Loy	35.66	254
5.	01	Macd	38.97	195
6.	00	Bial	40.91	168

[<< TOP >>](#)Event 35
16/02/2016 - 11:10

Women, 50m Backstroke

16 - 18 years
Results

Points: FINA 2014

Rank	YB		Time	Pts
1.	99	Shsm	47.53	158

[<< TOP >>](#)Event 36
16/02/2016 - 11:10

Boys, 50m Backstroke

16 - 18 years
Results

Points: FINA 2014

Rank	YB		Time	Pts
1.	99	Loy	31.75	361
2.	99	Kuper	32.72	329
3.	98	Royal	33.00	321
4.	99	Loy	34.93	271
5.	98	Wic	39.34	189
6.	99	Macd	40.29	176
7.	99	Macd	44.20	133

[<< TOP >>](#)Event 37
16/02/2016 - 11:10

Girls, 50m Breaststroke

11 - 13 years
Results

Points: FINA 2014

Rank	YB		Time	Pts
1.	02	Csa	40.56	358
2.	03	Csa	40.79	351
3.	03	Study	41.81	326
4.	02	Kuper	43.38	292
5.	02	Shsm	43.88	282
6.	02	Villa	44.38	273
7.	02	Royal	44.97	262
8.	02	Wic	46.19	242
9.	02	Kuper	46.72	234
10.	03	Royal	50.67	183
11.	03	Royal	53.15	159

[<< TOP >>](#)Event 38
16/02/2016 - 11:15

Boys, 50m Breaststroke

11 - 13 years
Results

Points: FINA 2014

Rank	YB		Time	Pts
1.	02	Wic	35.47	360
2.	02	Vmc	35.53	358
3.	02	Selw	36.75	324
4.	02	Royal	37.38	308
5.	02	Csa	39.06	270
6.	03	Wic	41.87	219
7.	03	Csa	42.78	205
8.	02	Loy	43.22	199
9.	03	Loy	45.16	174
10.	02	Wic	45.69	168

[<< TOP >>](#)Event 39
16/02/2016 - 11:20

Girls, 50m Breaststroke

14 - 15 years
Results

Points: FINA 2014

Rank	YB		Time	Pts
1.	01	Study	36.16	505
2.	01	Csa	37.37	457
3.	01	Villa	42.09	320
4.	00	Kuper	42.52	310
5.	01	Macd	46.97	230
6.	00	Macd	48.51	209
7.	00	Vmc	48.55	208
8.	00	Lmac	49.66	195

[<< TOP >>](#)Event 40
16/02/2016 - 11:20

Boys, 50m Breaststroke

14 - 15 years
Results

Points: FINA 2014

Rank	YB		Time	Pts
1.	01	Loy	37.19	312
2.	00	Herzliah High School	38.19	289
3.	00	Stg	40.15	248
4.	01	Loy	41.72	221

5. PRESSER, Jonah

00 Bial

46.19 163

[<< TOP >>](#)Event 41
16/02/2016 - 11:20

Women, 50m Breaststroke

16 - 18 years
Results

Points: FINA 2014

Rank	YB		Time	Pts
1.	99	MCKEE, Meaghan Kuper	40.44	361
2.	99	LUCIANI, Julia Study	42.44	312
3.	99	MACDONALD, Lauren Shsm	44.38	273
4.	99	RYAN, Emma Shsm	44.56	269

[<< TOP >>](#)Event 42
16/02/2016 - 11:25

Boys, 50m Breaststroke

16 - 18 years
Results

Points: FINA 2014

Rank	YB		Time	Pts
1.	99	GROISMAN, Benjamin Herzliah High School	35.62	356
2.	99	MCAULIFFE, Fred Loy	36.22	338
3.	98	STACK, Logan Royal	36.25	337
4.	98	LI, Kevin Wic	38.44	283

[<< TOP >>](#)Event 43
16/02/2016 - 11:25

Girls, 4 x 50m Freestyle

11 - 13 years
Results

Points: FINA 2014

Rank			Time	Pts
1.		Villa	2:11.75	399
	BARNIERI, Olivia	02	MALONE, Meghan	02
	COFFIN, Lyse-Ann	02	PATRIZI, Vanessa	03
2.		Kuper	2:25.91	294
	GUILFOYLE, Sydney	02	LATREILLE, Eloise	02
	LAVESQUE, Hanna	02	ROBERTSON, Kayla	03
3.		Study	2:26.00	293
	GORDON, Ana	02	ROBINSON, Victoria	03
	MONTY, Lea	02	SEIRAFI, Tara	02
4.		Royal	2:36.50	238
	GRIGAT, Lauren	03	KEMPI, Stella	03
	RICHER, Kiva	03	DA CHAO, Marisa	03

[<< TOP >>](#)Event 44
16/02/2016 - 11:30

Boys, 4 x 50m Freestyle

11 - 13 years
Results

Points: FINA 2014

Rank			Time	Pts

[<< TOP >>](#)Event 45
16/02/2016 - 11:30

Girls, 4 x 50m Freestyle

14 - 15 years
Results

Points: FINA 2014

Rank			Time	Pts
1.		Macd	2:27.75	283
	BESNER, Lauren	03	COFFIN, Maggie	01
	BENTLEY, Naomi	01	LEROUX, Zenith	00
2.		Villa	2:28.25	280
	GIAMBATTISTA, Alessia	01	MERSEREAU, Chloe	00
	HADDAD-CAMERON,	01	O'NEILL, Emily	00

Morgane					
3. Shsm 1		Shsm		2:28.29	280
CARSON, Brooklyn	00		LITTLE-LEVESQUE,	00	
AIKEN, Elizabeth	01		Dominique	00	
			GUIDOTE, Kiara		

[<< TOP >>](#)

Event 46 Boys, 4 x 50m Freestyle 14 - 15 years
16/02/2016 - 11:30 Results

Points: FINA 2014

Rank				Time	Pts
1. Loy		Loy		2:03.88	304
	HOWARD, Spencer	02	DI LULLO, Lucca	01	
	BUREAR, Andrew	01	NOWAKOWSKI, Adam	01	

[<< TOP >>](#)

Event 47 Women, 4 x 50m Freestyle 16 - 18 years
16/02/2016 - 11:30 Results

Points: FINA 2014

Rank				Time	Pts
1. Kuper 1		Kuper		2:10.65	409
	LATREILLE, Melanie	00	MCKEE, Meaghan	99	
	,		SCOTT, Ashleigh	98	

[<< TOP >>](#)

Event 48 Boys, 4 x 50m Freestyle 16 - 18 years
16/02/2016 - 11:35 Results

Points: FINA 2014

Rank				Time	Pts
1. Loy 1		Loy		1:49.46	441
	COFFIN, Charles	99	NOWAKOWSKI, Alex	99	
	MCAULIFFE, Fred	99	SIMPSON, Neil	99	
2. Royal 1		Royal		1:51.03	423
	RIZZUTO, Jacob	98	SEGUIN, Tyler	98	
	ROY, Jonah	00	STACK, Logan	98	
3. Kuper 1		Kuper		2:05.40	293
	TZANETATOS, Julian	00	SUI, Haiyu	99	
	JANNA, Josh	99	KAHLOUN, Sami	99	
4. Macd 1		Macd		2:13.16	245
	BESNER, Josh	01	BENTLEY, Liam	99	
	NUDO, Domenic	99	LAROQUE, Zachary	98	

GMAA Championship Swim Meet 2016
Cote-St-Luc, 16/2/2016

All Events

Women, Open

1.Csa	CSA	105
2.Shsm	SHSM	89
3.Kuper	KUPER	73
4.Villa	VILLA	59
5.Study	STUDY	56
6.Lcc	LCC	18
7.Macd	MACD	12
8.Wic	WIC	11
9.Royal	ROYAL	8
10.Herzliah High School	HZHS	6
11.Lmac	LMAC	4
12.Vmc	VMC	-
Bial	BIAL	-
Cpi	CPI	-
Loy	LOY	-
Selw	SELW	-
Stg	STG	-
Whs	WHS	-

Men, Open

1.Loy	LOY	144
2.Wic	WIC	78
3.Royal	ROYAL	53
4.Herzliah High School	HZHS	23
Csa	CSA	23
6.Cpi	CPI	19
7.Selw	SELW	18
8.Vmc	VMC	17
Kuper	KUPER	17
10.Lcc	LCC	12
11.Macd	MACD	8
12.Bial	BIAL	6
13.Stg	STG	4
14.Whs	WHS	3
15.Lmac	LMAC	-
Shsm	SHSM	-
Study	STUDY	-
Villa	VILLA	-

GMAA Championship Swim Meet 2016
Cote-St-Luc, 16/2/2016

GMAA Team Points

All Events

Girls, 11 - 13 years

		Men	Women	All
1.Csa	CSA	-	48	48
2.Villa	VILLA	-	38	38
3.Shsm	SHSM	-	34	34
4.Study	STUDY	-	16	16
5.Kuper	KUPER	-	12	12
6.Wic	WIC	-	11	11
7.Royal	ROYAL	-	8	8
8.Macd	MACD	-	-	-
Bial	BIAL	-	-	-
Cpi	CPI	-	-	-
Herzliah High School	HZHS	-	-	-
Lcc	LCC	-	-	-
Lmac	LMAC	-	-	-
Loy	LOY	-	-	-
Selw	SELW	-	-	-
Stg	STG	-	-	-
Vmc	VMC	-	-	-
Whs	WHS	-	-	-

Boys, 11 - 13 years

		Men	Women	All
1.Wic	WIC	56	-	56
2.Csa	CSA	23	-	23
3.Selw	SELW	18	-	18
Loy	LOY	18	-	18
5.Vmc	VMC	17	-	17
6.Royal	ROYAL	9	-	9
7.Bial	BIAL	3	-	3
8.Cpi	CPI	-	-	-
Herzliah High School	HZHS	-	-	-
Kuper	KUPER	-	-	-
Lcc	LCC	-	-	-
Lmac	LMAC	-	-	-
Macd	MACD	-	-	-
Shsm	SHSM	-	-	-
Stg	STG	-	-	-
Study	STUDY	-	-	-
Villa	VILLA	-	-	-
Whs	WHS	-	-	-

Girls, 14 - 15 years

		Men	Women	All
1.Csa	CSA	-	57	57
2.Study	STUDY	-	28	28
3.Villa	VILLA	-	21	21
4.Shsm	SHSM	-	16	16
5.Kuper	KUPER	-	13	13
6.Macd	MACD	-	12	12
7.Herzliah High School	HZHS	-	6	6

8.Lmac	LMAC	-	4	4
9.Vmc	VMC	-	-	-
Bial	BIAL	-	-	-
Cpi	CPI	-	-	-
Lcc	LCC	-	-	-
Loy	LOY	-	-	-
Royal	ROYAL	-	-	-
Selw	SELW	-	-	-
Stg	STG	-	-	-
Whs	WHS	-	-	-
Wic	WIC	-	-	-

Boys, 14 - 15 years

		Men	Women	All
1.Loy	LOY	89	-	89
2.Herzliah High School	HZHS	15	-	15
3.Royal	ROYAL	9	-	9
Lcc	LCC	9	-	9
5.Kuper	KUPER	6	-	6
6.Stg	STG	4	-	4
Macd	MACD	4	-	4
8.Bial	BIAL	3	-	3
9.Cpi	CPI	-	-	-
Csa	CSA	-	-	-
Lmac	LMAC	-	-	-
Selw	SELW	-	-	-
Shsm	SHSM	-	-	-
Study	STUDY	-	-	-
Villa	VILLA	-	-	-
Vmc	VMC	-	-	-
Whs	WHS	-	-	-
Wic	WIC	-	-	-

Women, 16 - 18 years

		Men	Women	All
1.Kuper	KUPER	-	48	48
2.Shsm	SHSM	-	39	39
3.Lcc	LCC	-	18	18
4.Study	STUDY	-	12	12
5.Bial	BIAL	-	-	-
Cpi	CPI	-	-	-
Csa	CSA	-	-	-
Herzliah High School	HZHS	-	-	-
Lmac	LMAC	-	-	-
Loy	LOY	-	-	-
Macd	MACD	-	-	-
Royal	ROYAL	-	-	-
Selw	SELW	-	-	-
Stg	STG	-	-	-
Villa	VILLA	-	-	-
Vmc	VMC	-	-	-
Whs	WHS	-	-	-
Wic	WIC	-	-	-

Boys, 16 - 18 years

Men	Women	All
-----	-------	-----

1.Loy	LOY	47	-	47
2.Royal	ROYAL	35	-	35
3.Wic	WIC	24	-	24
4.Cpi	CPI	19	-	19
5.Kuper	KUPER	11	-	11
6.Herzliah High School	HZHS	8	-	8
7.Macd	MACD	4	-	4
8.Whs	WHS	3	-	3
Lcc	LCC	3	-	3
10.Bial	BIAL	-	-	-
Csa	CSA	-	-	-
Lmac	LMAC	-	-	-
Selw	SELW	-	-	-
Shsm	SHSM	-	-	-
Stg	STG	-	-	-
Study	STUDY	-	-	-
Villa	VILLA	-	-	-
Vmc	VMC	-	-	-

Curling Playoffs 2016 Red- Tentative Black - Confirmed

Semi Final

Final

Champions

Selwyn House School (Home) - 2

Emmanuel Christian School - 2

Tuesday, February 9th - 3:30pm
at Montreal West Curling Club

Thursday, February 18th - 3:00pm
at Royal Montreal Curling Club

Centennial Academy - 0

Selwyn House School

MVP: Thomas Dalton - Selwyn House School

Centennial Academy (Home) - 3

G.M.A.A. Curling Standings - 2015-16

27-Jan-16
9:10:47 AM

School	Games	Win	Loss	Tie	Points
Juvenile "1A"					
Selwyn House School	8	5	2	1	11
Centennial Academy	8	3	4	1	7
Emmanuel Christian School	8	3	5	0	6
	12				

GMAA Girls Indoor Track & Field Meet 2016

Monday, February 8th, 2016

Centre Claude Robillard

08/02/2016 - 08/02/2016

Meet Scores

FEMALE INDIVIDUAL Age Group 11 - 13		
1	HUGHES, SARA	VILLA MARIA HS 19.000
2	KLEIN, SARAH	ROYAL WEST ACADEMY 16.000
2	DESROCHES, EMMANUELLE	COLLEGE STE ANNE 16.000
2	LEDOUX, EMILIE	COLLEGE STE ANNE 16.000
5	MARZ, NATASHA	COLLEGE STE ANNE 14.000
6	RHODES, EMMA	ROYAL WEST ACADEMY 12.000
7	ZOSO, AUDREY	ROYAL WEST ACADEMY 11.000
7	LEBLANC, PIPER	JOHN PAUL 1 HS 11.000
9	JERONCIC, SOPHIA	ROYAL WEST ACADEMY 8.000
9	KHAIRY, LEIA	ROYAL WEST ACADEMY 8.000
9	SCIOTTO, CYNTHIA	VILLA MARIA HS 8.000
12	MARTIN-C, GRACE	ROYAL WEST ACADEMY 7.000
12	OUIMET, ISABELLE	ROYAL WEST ACADEMY 7.000
12	SCISCENTE, SOFIA	ROYAL WEST ACADEMY 7.000
15	NOIK, MAXINE	ROYAL WEST ACADEMY 6.000
15	MCCOMBER, STELLA	KAHNAWAKE SURVIVAL 6.000
17	DALE, STEPHANIE	ROYAL WEST ACADEMY 5.000
17	OLIVO, NATASHA	JOHN PAUL 1 HS 5.000
17	BATES, CAILEIGH	ROYAL WEST ACADEMY 5.000
20	BARIN, ROXANA	ROYAL WEST ACADEMY 4.000
20	MILMINE, CHARLOTTE	VILLA MARIA HS 4.000
		ROYAL WEST

20	MARSHMENT, SOPHIA	ACADEMY	4.000
23	MULE, SABRINA	JOHN PAUL 1 HS	3.500
24	HILOUT, YASMINE	COLLEGE STE ANNE	3.000
24	LE, HAILEY	JOHN PAUL 1 HS	3.000
24	NARDELLI, OLIVIA	VINCENT MASSEY	3.000
24	MCCARTHY, CARRIE-ANN	ROYAL WEST ACADEMY	3.000
24	BERGENSON, MAIA	ROYAL WEST ACADEMY	3.000
29	POMERY, ISABELLE	JOHN PAUL 1 HS	2.000
29	GOODLEAF, JORDYN	KAHNAWAKE SURVIVAL	2.000
29	INSOGNA, LIANA	JOHN PAUL 1 HS	2.000
29	MONIZ, KAYLA	VINCENT MASSEY	2.000
29	LIN, JUSTINE	ROYAL WEST ACADEMY	2.000
29	CHIAZZESE, RACHEL	JOHN PAUL 1 HS	2.000
29	TASILLO, EMMA	JOHN PAUL 1 HS	2.000
29	DI PIETRANTONIO, VICTORIA	ROYAL WEST ACADEMY	2.000
37	TOMAO, ANNE-MARIE	VINCENT MASSEY	1.500
38	ANSON, RACHEL	ROYAL WEST ACADEMY	1.000
38	MOGHRABI, RACHEL	ROYAL WEST ACADEMY	1.000
38	TETI, STEFANIA	JOHN PAUL 1 HS	1.000
38	CAMLOT, NAVA	ROYAL WEST ACADEMY	1.000
38	MEJIA, SOPHIA	JOHN PAUL 1 HS	1.000
38	FON, ALYSSA	ROYAL WEST ACADEMY	1.000
38	MARZANO, SARA	JOHN PAUL 1 HS	1.000
FEMALE INDIVIDUAL Age Group 14 - 15			
1	LOOPER, ALISON	ROYAL WEST ACADEMY	29.000
2	SMITH, ANALIES	ROYAL WEST ACADEMY	19.000
3	ANASTASOPOULOS, GLORIA	ROYAL WEST ACADEMY	16.000
4	PETERS, BRIANNA	VINCENT MASSEY	12.000
4	RIVEST, SOPHIE	LOWER CANADA COLLEGE	12.000
4	BURAK, SYDNEY	LOWER CANADA COLLEGE	12.000
7	GOODLEAF, WENHAISERIIOSTH	KAHNAWAKE SURVIVAL	10.000
	GELASTOPOULOS,	ROYAL WEST	

7	ALEXANDRA	ACADEMY	10.000
7	CROOKSHANK, N'YAH	LAURENHILL ACADEMY	10.000
7	MAKAROV, MARIA	LOWER CANADA COLLEGE	10.000
11	ROBERT HOSSEIN, SADE	LAURENHILL ACADEMY	9.000
11	LYTVYN-MALE, SOFIA	ROYAL WEST ACADEMY	9.000
13	SHOAM, ROMY	ROYAL WEST ACADEMY	8.000
14	COMTOIS, SOPHIE	ROYAL WEST ACADEMY	7.000
14	MORSELLI, BEATRICE	VILLA MARIA HS	7.000
14	DIABO, TIAKATIERMATEN	KAHNAWAKE SURVIVAL	7.000
14	DEOM, IAONHATIE	KAHNAWAKE SURVIVAL	7.000
14	IACAMPO, MARTINA	VINCENT MASSEY	7.000
19	RAMBALLY, CATHERINE	LOWER CANADA COLLEGE	6.000
20	MBARGA, ANNAISE	LOWER CANADA COLLEGE	5.000
20	MARSILLIO, ELEONORA	VINCENT MASSEY	5.000
22	SHEPPARD- BENMANSOUR, ALHANA	COLLEGE STE ANNE	4.000
22	BRESSI, EMILY ROSE	LAURIER MACDONALD HS	4.000
24	BELLUSCIO, VICTORIA	VINCENT MASSEY	3.000
24	HOWARD, ALYSSA	LOWER CANADA COLLEGE	3.000
24	MARTIN, VANESSA	KAHNAWAKE SURVIVAL	3.000
27	CUNTRERA, ELENA	VINCENT MASSEY	1.500
27	PERKINS, EVELYN	ROYAL WEST ACADEMY	1.500
29	TRUBIANO, LEXI	JOHN PAUL 1 HS	1.000
29	NOFZ, STEPHANIE	LOWER CANADA COLLEGE	1.000
FEMALE INDIVIDUAL Age Group 16 - 18			
1	GUILLAUME, MARY JANE	LAURIER MACDONALD HS	32.000
2	JEAN-BAPTISTE, REYHANA	COLLEGE STE ANNE	18.000
3	MANIATIS, ALEXIS	LAURENHILL ACADEMY	17.000
3	GREELEY, ALEXA	LOWER CANADA COLLEGE	17.000

5	STRICKLAND, LILY	VILLA MARIA HS	16.000
6	DUCHARME, ROXANNE	COLLEGE STE ANNE	15.000
7	YATES, SHYRELLE	ROYAL VALE HS	12.000
8	GONZALEZ-PEPE, INES	ROYAL WEST ACADEMY	9.000
9	MITCHELL, BRANDY	LAURENHILL ACADEMY	8.000
10	WEEKES, KATIE	VILLA MARIA HS	7.000
10	ARTUSO, ALYSSA	VINCENT MASSEY	7.000
12	VILAIN, MYRIAM	COLLEGE STE ANNE	6.000
12	KWAN, BRITTANY	LAURENHILL ACADEMY	6.000
12	KAATZ, ANNA	LAURIER MACDONALD HS	6.000
12	SIMONE, JESSICA	LAURIER MACDONALD HS	6.000
16	GITLEMAN, COURTNEY	LAURENHILL ACADEMY	5.000
16	STACEY, AMELIA	LAURIER MACDONALD HS	5.000
16	CACERES, JASMINE	LAURENHILL ACADEMY	5.000
19	KALDIS, EFFIE	LAURENHILL ACADEMY	4.000
19	DASSIOS, SIA	VILLA MARIA HS	4.000
21	MAIHOT, TIFFANY	LAURENHILL ACADEMY	3.000
22	ASTROLOGO, MAYA	VINCENT MASSEY	1.000
22	BLANCHETTE, SARAH AUDREY	COLLEGE STE ANNE	1.000

GMAA Girls Indoor Track & Field Meet 2016

Monday, February 8th, 2016

Centre Claude Robillard

08/02/2016 - 08/02/2016

Meet Results

Ev# 1 GIRLS 11-13 Bantam 60m Dash	Ev# 2 GIRLS 11-13 Bantam 200m Run	Ev# 3 GIRLS 11-13 Bantam 400m Run	Ev# 4 GIRLS 11-13 Bantam 800m Run
Ev# 5 GIRLS 11-13 Bantam 1500m Run	Ev# 6 GIRLS 11-13 Bantam 3000m Run	Ev# 7 GIRLS 11-13 Bantam 60m Hurdles	Ev# 8 GIRLS 11-13 Bantam 4x200m Relay
Ev# 9 GIRLS 11-13 Bantam High Jump	Ev# 10 GIRLS 11-13 Bantam Long Jump	Ev# 11 GIRLS 11-13 Bantam Triple Jump	Ev# 12 GIRLS 11-13 Bantam Shot Put
Ev# 13 GIRLS 14-15 Midget 60m Dash	Ev# 14 GIRLS 14-15 Midget 200m Run	Ev# 15 GIRLS 14-15 Midget 400m Run	Ev# 16 GIRLS 14-15 Midget 800m Run
Ev# 17 GIRLS 14-15 Midget 1500m Run	Ev# 18 GIRLS 14-15 Midget 3000m Run	Ev# 19 GIRLS 14-15 Midget 60m Hurdles	Ev# 20 GIRLS 14-15 Midget 4x200m Relay
Ev# 21 GIRLS 14-15 Midget High Jump	Ev# 22 GIRLS 14-15 Midget Long Jump	Ev# 23 GIRLS 14-15 Midget Triple Jump	Ev# 24 GIRLS 14-15 Midget Shot Put
Ev# 25 GIRLS 16-18 Juvenile 60m Dash	Ev# 26 GIRLS 16-18 Juvenile 200m Run	Ev# 27 GIRLS 16-18 Juvenile 400m Run	Ev# 28 GIRLS 16-18 Juvenile 800m Run
Ev# 29 GIRLS 16-18 Juvenile 1500m Run	Ev# 30 GIRLS 16-18 Juvenile 3000m Run	Ev# 31 GIRLS 16-18 Juvenile 60m Hurdles	Ev# 32 GIRLS 16-18 Juvenile 4x200m Relay
Ev# 33 GIRLS 16-18 Juvenile High Jump	Ev# 34 GIRLS 16-18 Juvenile Long Jump	Ev# 35 GIRLS 16-18 Juvenile Triple Jump	Ev# 36 GIRLS 16-18 Juvenile Shot Put

[\[Top of Page\]](#) [\[Event List\]](#)

Event 1 GIRLS 11-13 Bantam 60m Dash

NAME	AGE	TEAM	TIME
1 Natasha Marz	12	COLLEGE STE ANNE	9.01
2 Sarah Klein	12	ROYAL WEST ACADEMY	9.04
3 Piper Leblanc	12	JOHN PAUL 1 HS	9.28
4 Maia Bergenson	12	ROYAL WEST ACADEMY	9.29
5 Kayla Moniz	12	VINCENT MASSEY	9.30
6 Caileigh Bates	12	ROYAL WEST ACADEMY	9.36
7 Alyssa Fon	12	ROYAL WEST ACADEMY	9.42
8 Brianna Puma	12	VINCENT MASSEY	9.45
8 Emmanuelle Desroches	12	COLLEGE STE ANNE	9.45
10 Stefania Teti	12	JOHN PAUL 1 HS	9.49
11 Carrie-Ann McCarthy	12	ROYAL WEST ACADEMY	9.51

12	Roxana Barin	12	ROYAL WEST ACADEMY	9.60
13	Emma Ray	12	LOWER CANADA COLLEGE	9.69
14	Elisa Vitovszki	12	VILLA MARIA HS	9.75
15	Stefania Guarascio	12	VINCENT MASSEY	9.80
16	Charlotte Milmine	12	VILLA MARIA HS	9.83
17	Lea Mecteau	12	COLLEGE STE ANNE	9.95
18	Katie Hornstein	12	LOWER CANADA COLLEGE	10.12
19	Anne-Marie Tomao	12	VINCENT MASSEY	10.18
20	Sanbrina Azzue	12	JOHN PAUL 1 HS	10.28
20	Visali Kandiah	12	JOHN PAUL 1 HS	10.28
22	Riley Lagendyk	12	VILLA MARIA HS	10.31
23	Alissia Bocarro	12	VILLA MARIA HS	10.46
23	Jordyn Goodleaf	12	KAHNAWAKE SURVIVAL	10.46
25	Stella McComber	12	KAHNAWAKE SURVIVAL	10.49
26	Sofia Mendicino	12	VILLA MARIA HS	10.53
27	Dalia Lipari	12	VILLA MARIA HS	10.58
28	Holly Cytrynbaum	12	LOWER CANADA COLLEGE	10.88
29	Winter Goodleaf	12	KAHNAWAKE SURVIVAL	10.89
30	Anastasia Elkhall	12	JOHN PAUL 1 HS	11.01
31	Rosiga Muthucumar	12	JOHN PAUL 1 HS	11.09

[\[Top of Page\]](#) [\[Event List\]](#)

Event 2 GIRLS 11-13 Bantam 200m Run

NAME	AGE	TEAM	TIME	
1	Natasha Marz	12	COLLEGE STE ANNE	31.15
2	Cynthia Sciotto	12	VILLA MARIA HS	31.71
3	Leia Khairy	12	ROYAL WEST ACADEMY	32.18
4	Audrey Zoso	12	ROYAL WEST ACADEMY	32.35
5	Justine Lin	12	ROYAL WEST ACADEMY	32.39
6	Stefania Teti	12	JOHN PAUL 1 HS	33.24
7	Haiwen Vao	12	ROYAL WEST ACADEMY	33.62
8	Isabelle Ouimet	12	ROYAL WEST ACADEMY	34.35
9	Sarah Sappraconne	12	VINCENT MASSEY	34.37
10	Emma Ray	12	LOWER CANADA COLLEGE	34.82
11	Lea Mecteau	12	COLLEGE STE ANNE	35.14

12	Stefania Guarascio	12	VINCENT MASSEY	35.18
13	Olivia Nardelli	12	VINCENT MASSEY	35.43
14	Julia Geraci	12	VINCENT MASSEY	35.52
15	Alissia Bocarro	12	VILLA MARIA HS	35.73
16	Jordyn Goodleaf	12	KAHNAWAKE SURVIVAL	35.74
17	Riley Lagendyk	12	VILLA MARIA HS	35.83
18	Elisa Vitovszki	12	VILLA MARIA HS	35.85
19	Pamela Bisante	12	VINCENT MASSEY	35.95
20	Samantha Tabalman	12	ROYAL WEST ACADEMY	36.47
21	Sofia Mendicino	12	VILLA MARIA HS	37.43
21	Sanbrina Azzue	12	JOHN PAUL 1 HS	37.43
23	Winter Goodleaf	12	KAHNAWAKE SURVIVAL	37.84
24	Anne-Marie Tomao	12	VINCENT MASSEY	38.40
25	Stella McComber	12	KAHNAWAKE SURVIVAL	38.42
26	Katie Hornstein	12	LOWER CANADA COLLEGE	38.67
27	Dalia Lipari	12	VILLA MARIA HS	38.86
28	Priscilla Miniaci	12	JOHN PAUL 1 HS	39.36
29	Rosiga Muthucumar	12	JOHN PAUL 1 HS	39.44
30	Ariana Scolta	12	JOHN PAUL 1 HS	41.68
31	Holly Cytrynbaum	12	LOWER CANADA COLLEGE	41.79
32	Kayla Moniz	12	VINCENT MASSEY	42.05

[\[Top of Page\]](#) [\[Event List\]](#)

Event 3 GIRLS 11-13 Bantam 400m Run

NAME	AGE	TEAM	TIME	
1	Emilie Ledoux	12	COLLEGE STE ANNE	1:12.85
2	Stephanie Dale	12	ROYAL WEST ACADEMY	1:17.07
3	Charlotte Milmine	12	VILLA MARIA HS	1:17.40
4	Cynthia Sciotto	12	VILLA MARIA HS	1:17.44
5	Rachel Chiazzese	12	JOHN PAUL 1 HS	1:19.32
6	Maxine Noik	12	ROYAL WEST ACADEMY	1:19.40
7	Hailey Le	12	JOHN PAUL 1 HS	1:19.51
8	Sophia Jeroncic	12	ROYAL WEST ACADEMY	1:20.34
9	Sara Marzano	12	JOHN PAUL 1 HS	1:20.76
10	Micaela Gladu	12	ROYAL WEST ACADEMY	1:20.95

11	Elisa Vitovszki	12	VILLA MARIA HS	1:22.99
12	Liana Insogna	12	JOHN PAUL 1 HS	1:23.08
13	Rachel Anson	12	ROYAL WEST ACADEMY	1:25.17
14	Riley Lagendyk	12	VILLA MARIA HS	1:26.70
15	Serena Silver	12	ROYAL WEST ACADEMY	1:28.40
16	Yasmine Hilout	12	COLLEGE STE ANNE	1:29.04
17	Chiara Perez-Vincelli	12	VINCENT MASSEY	1:32.45
18	Santina Fortugno	12	JOHN PAUL 1 HS	1:35.57

[\[Top of Page\]](#) [\[Event List\]](#)

Event 4 GIRLS 11-13 Bantam 800m Run

NAME	AGE	TEAM	TIME
1 Sara Hughes	12	VILLA MARIA HS	2:48.11
2 Emma Rhodes	12	ROYAL WEST ACADEMY	2:50.22
3 Emilie Ledoux	12	COLLEGE STE ANNE	2:50.77
4 Yasmine Hilout	12	COLLEGE STE ANNE	3:02.39
5 Emma Tasillo	12	JOHN PAUL 1 HS	3:04.15
6 Nava Camlot	12	ROYAL WEST ACADEMY	3:10.52
7 Tabea Devries	12	ROYAL WEST ACADEMY	3:14.11
8 Hailey Le	12	JOHN PAUL 1 HS	3:16.11
9 Sara Marzano	12	JOHN PAUL 1 HS	3:19.55
10 Liana Insogna	12	JOHN PAUL 1 HS	3:27.53
11 Erika Poser	12	ROYAL WEST ACADEMY	3:32.81
12 Rachel Anson	12	ROYAL WEST ACADEMY	3:33.59
13 Victoria Depalma	12	VINCENT MASSEY	3:34.01
14 Iris Cohen	12	ROYAL WEST ACADEMY	3:38.14
15 Brianna Puma	12	VINCENT MASSEY	3:41.99
16 Santina Fortugno	12	JOHN PAUL 1 HS	3:51.12
17 Jenna Spensieri	12	JOHN PAUL 1 HS	3:53.88
18 Stella McComber	12	KAHNAWAKE SURVIVAL	3:57.92
Elyssia Ieropoli	12	VINCENT MASSEY	DNF

[\[Top of Page\]](#) [\[Event List\]](#)

Event 5 GIRLS 11-13 Bantam 1500m Run

NAME	AGE	TEAM	TIME
------	-----	------	------

1	Emma Rhodes	12	ROYAL WEST ACADEMY	5:57.78
2	Sara Hughes	12	VILLA MARIA HS	6:02.55
3	Grace Martin-C	12	ROYAL WEST ACADEMY	6:23.76
4	Hailey Le	12	JOHN PAUL 1 HS	6:26.66
5	Liana Insogna	12	JOHN PAUL 1 HS	6:26.74
6	Sara Marzano	12	JOHN PAUL 1 HS	6:27.92
7	Sarah Klein	12	ROYAL WEST ACADEMY	6:29.27
8	Emma Tasillo	12	JOHN PAUL 1 HS	6:29.41
9	Madison Albert	12	BIALIK HS	6:47.61
10	Victoria Di Pietrantonio	12	ROYAL WEST ACADEMY	6:49.53
11	Isabelle Ouimet	12	ROYAL WEST ACADEMY	6:54.63
12	Visali Kandiah	12	JOHN PAUL 1 HS	7:09.50
13	Samantha Rocklin	12	ROYAL WEST ACADEMY	7:44.49
	Isabella Canaveral-Amorel	12	VINCENT MASSEY	DNF

[\[Top of Page\]](#) [\[Event List\]](#)

Event 6 GIRLS 11-13 Bantam 3000m Run

NAME	AGE	TEAM	TIME	
1	Sara Hughes	12	VILLA MARIA HS	13:27.68
2	Natasha Olivo	12	JOHN PAUL 1 HS	13:37.70
3	Leia Khairy	12	ROYAL WEST ACADEMY	13:46.10
4	Sarah Klein	12	ROYAL WEST ACADEMY	14:16.77
5	Victoria Di Pietrantonio	12	ROYAL WEST ACADEMY	15:10.19
6	Rachel Anson	12	ROYAL WEST ACADEMY	16:40.99
	Olivia Desiena	12	ROYAL WEST ACADEMY	DNS
	Isabella Canaveral-Amorel	12	VINCENT MASSEY	DNS
	Madison Albert	12	BIALIK HS	DNS
	Sydney Goldstein	12	ROYAL WEST ACADEMY	DNS

[\[Top of Page\]](#) [\[Event List\]](#)

Event 7 GIRLS 11-13 Bantam 60m Hurdles

NAME	AGE	TEAM	TIME	
1	Sofia Sciscente	12	ROYAL WEST ACADEMY	12.41
2	Maxine Noik	12	ROYAL WEST ACADEMY	12.48
3	Caileigh Bates	12	ROYAL WEST ACADEMY	13.16

4	Sarah Klein	12	ROYAL WEST ACADEMY	13.21
5	Emmanuelle Desroches	12	COLLEGE STE ANNE	13.38
6	Alyssa Fon	12	ROYAL WEST ACADEMY	13.48
7	Jessica Lee	12	ROYAL WEST ACADEMY	15.45
7	Rachel Chiazzeze	12	JOHN PAUL 1 HS	15.45
9	Sabrina Mule	12	JOHN PAUL 1 HS	16.65
10	Stefania Teti	12	JOHN PAUL 1 HS	17.78
11	Sanbrina Azzue	12	JOHN PAUL 1 HS	20.84
	Rosiga Muthucumaru	12	JOHN PAUL 1 HS	DNF

[\[Top of Page\]](#) [\[Event List\]](#)

Event 8 GIRLS 11-13 Bantam 4x200m Relay

	NAME	TEAM	TIME
1	Royal West Academy A	ROYAL WEST ACADEMY	2:11.21
2	College Ste Anne A	COLLEGE STE ANNE	2:13.42
3	John Paul 1 HS A	JOHN PAUL 1 HS	2:13.79
4	Villa Maria HS A	VILLA MARIA HS	2:17.40
5	Vincent Massey A	VINCENT MASSEY	2:21.07

[\[Top of Page\]](#) [\[Event List\]](#)

Event 9 GIRLS 11-13 Bantam High Jump

	NAME	AGE	TEAM	MARK
1	Piper Leblanc	12	JOHN PAUL 1 HS	1.30m
2	Audrey Zoso	12	ROYAL WEST ACADEMY	1.25m
3	Sophia Jeroncic	12	ROYAL WEST ACADEMY	1.25m
4	Olivia Nardelli	12	VINCENT MASSEY	1.20m
5	Anne-Marie Tomao	12	VINCENT MASSEY	1.15m
5	Sabrina Mule	12	JOHN PAUL 1 HS	1.15m
7	Ronit Gelbart	12	ROYAL WEST ACADEMY	1.15m
8	Isabelle Pomery	12	JOHN PAUL 1 HS	1.10m
8	Stefania Guarascio	12	VINCENT MASSEY	1.10m
8	Elyssia Ieropoli	12	VINCENT MASSEY	1.10m
8	Sophia Marshment	12	ROYAL WEST ACADEMY	1.10m
8	Catherine Barnes	12	ROYAL WEST ACADEMY	1.10m

[\[Top of Page\]](#) [\[Event List\]](#)

Event 10 GIRLS 11-13 Bantam Long Jump

NAME	AGE	TEAM	MARK
1 Emmanuelle Desroches	12	COLLEGE STE ANNE	4.40m
2 Emilie Ledoux	12	COLLEGE STE ANNE	3.64m
3 Sophia Jeroncic	12	ROYAL WEST ACADEMY	3.64m
4 Audrey Zoso	12	ROYAL WEST ACADEMY	3.50m
5 Isabelle Pomery	12	JOHN PAUL 1 HS	3.44m
6 Stella McComber	12	KAHNAWAKE SURVIVAL	3.06m
7 Chiara Perez-Vincelli	12	VINCENT MASSEY	3.01m
8 Stefania Guarascio	12	VINCENT MASSEY	2.95m
9 Anastasia Elkhal	12	JOHN PAUL 1 HS	2.93m
10 Stephanie Dale	12	ROYAL WEST ACADEMY	2.86m
11 Visali Kandiah	12	JOHN PAUL 1 HS	2.81m
12 Madison Albert	12	BIALIK HS	2.66m
13 Jordyn Goodleaf	12	KAHNAWAKE SURVIVAL	2.49m
14 Rosiga Muthucumar	12	JOHN PAUL 1 HS	2.37m
15 Winter Goodleaf	12	KAHNAWAKE SURVIVAL	2.35m
16 Isabella Amorelli	13	VINCENT MASSEY	2.22m
17 Juliaua Abrams	12	ROYAL WEST ACADEMY	2.07m

[\[Top of Page\]](#) [\[Event List\]](#)

Event 11 GIRLS 11-13 Bantam Triple Jump

NAME	AGE	TEAM	MARK
1 Isabelle Ouimet	12	ROYAL WEST ACADEMY	8.27m
2 Sarah Klein	12	ROYAL WEST ACADEMY	8.25m
3 Roxana Barin	12	ROYAL WEST ACADEMY	8.03m
4 Grace Martin-C	12	ROYAL WEST ACADEMY	7.75m
5 Jordyn Goodleaf	12	KAHNAWAKE SURVIVAL	5.45m
6 Sophia Mejia	12	JOHN PAUL 1 HS	4.84m
7 Winter Goodleaf	12	KAHNAWAKE SURVIVAL	4.77m
8 Ariana Scolta	12	JOHN PAUL 1 HS	4.12m
Isabella Canaveral-Amorel	12	VINCENT MASSEY	NM

[\[Top of Page\]](#) [\[Event List\]](#)

Event 12 GIRLS 11-13 Bantam Shot Put

NAME	AGE	TEAM	MARK
1 Emmanuelle Desroches	12	COLLEGE STE ANNE	7.65m
2 Stella McComber	12	KAHNAWAKE SURVIVAL	7.28m
3 Sophia Marshment	12	ROYAL WEST ACADEMY	5.97m
4 Carrie-Ann McCarthy	12	ROYAL WEST ACADEMY	5.93m
5 Sabrina Mule	12	JOHN PAUL 1 HS	5.82m
6 Rachel Moghrabi	12	ROYAL WEST ACADEMY	5.68m
7 Ronit Gelbart	12	ROYAL WEST ACADEMY	5.51m
8 Catherine Barnes	12	ROYAL WEST ACADEMY	5.00m
9 Jenna Spensieri	12	JOHN PAUL 1 HS	4.93m
10 Isabelle Pomery	12	JOHN PAUL 1 HS	4.92m
11 Visali Kandiah	12	JOHN PAUL 1 HS	4.75m
12 Sanbrina Azzue	12	JOHN PAUL 1 HS	4.61m
13 Sophia Mejia	12	JOHN PAUL 1 HS	4.53m
14 Isabella Canaveral-Amorel	12	VINCENT MASSEY	3.76m

[\[Top of Page\]](#) [\[Event List\]](#)

Event 13 GIRLS 14-15 Midget 60m Dash

NAME	AGE	TEAM	TIME
1 N'Yah Crookshank	14	LAURENHILL ACADEMY	8.71
2 Brianna Peters	14	VINCENT MASSEY	8.73
3 Sade Robert Hossein	14	LAURENHILL ACADEMY	8.95
4 Annaise Mbarga	14	LOWER CANADA COLLEGE	9.09
5 Iaonhatie Deom	14	KAHNAWAKE SURVIVAL	9.23
6 Alexandra Gelastopoulos	14	ROYAL WEST ACADEMY	9.24
7 Sheri Subwalla	14	LOWER CANADA COLLEGE	9.25
8 Veronica Ianmatteo	14	VINCENT MASSEY	9.28
9 Tiakatiermaten Diabo	14	KAHNAWAKE SURVIVAL	9.31
10 Kayla Dire	14	VINCENT MASSEY	9.39
11 Romy Shoam	14	ROYAL WEST ACADEMY	9.45
12 Sydney Burak	14	LOWER CANADA COLLEGE	9.46
13 Taierahkaienhau Montour	14	KAHNAWAKE SURVIVAL	9.53
14 Kelly Brues	14	VILLA MARIA HS	9.63
15 Nicole Marcovecchio	14	ROYAL WEST ACADEMY	9.64
15 Erica Macri	14	VINCENT MASSEY	9.64

17	Martina Iacampo	14	VINCENT MASSEY	9.72
18	Wenhaiseriiosth Goodleaf	14	KAHNAWAKE SURVIVAL	9.74
19	Emily Rose Bressi	14	LAURIER MACDONALD HS	9.77
20	Rametta Sarr	14	LOWER CANADA COLLEGE	9.86
21	Sarah Tabortowski	14	COLLEGE STE ANNE	9.95
22	Jane Wan	14	ROYAL WEST ACADEMY	10.21
23	Chloe Ohana	14	ROYAL WEST ACADEMY	10.31
24	Rivkah GROSzman	14	BIALIK HS	11.65
25	Jenna Miniello	14	VILLA MARIA HS	12.26

[\[Top of Page\]](#) [\[Event List\]](#)

Event 14 GIRLS 14-15 Midget 200m Run

NAME	AGE	TEAM	TIME
1 Brianna Peters	14	VINCENT MASSEY	29.31
2 Sade Robert Hossein	14	LAURENHILL ACADEMY	29.64
3 Alison Looper	14	ROYAL WEST ACADEMY	30.58
4 N'Yah Crookshank	14	LAURENHILL ACADEMY	30.74
5 Annaise Mbarga	14	LOWER CANADA COLLEGE	30.92
6 Maria Makarov	14	LOWER CANADA COLLEGE	31.57
7 Sofia Lytvyn-Male	14	ROYAL WEST ACADEMY	31.61
8 Priscilla Johnson	14	LOWER CANADA COLLEGE	31.77
9 Tiakatiermaten Diabo	14	KAHNAWAKE SURVIVAL	31.88
10 Analies Smith	14	ROYAL WEST ACADEMY	32.14
11 Sheri Subwalla	14	LOWER CANADA COLLEGE	32.26
12 Alexandra Gelastopoulos	14	ROYAL WEST ACADEMY	32.44
13 Iaonhatie Deom	14	KAHNAWAKE SURVIVAL	32.49
14 Kelly Brues	14	VILLA MARIA HS	32.51
15 Nicole Marcovecchio	14	ROYAL WEST ACADEMY	33.27
16 Jenna Miniello	14	VILLA MARIA HS	33.79
17 Taierahkaienhau Montour	14	KAHNAWAKE SURVIVAL	33.82
18 Emily Rose Bressi	14	LAURIER MACDONALD HS	33.92
19 Rametta Sarr	14	LOWER CANADA COLLEGE	33.94
20 Victoria Mazur	14	VINCENT MASSEY	34.04
21 Wenhaiseriiosth Goodleaf	14	KAHNAWAKE SURVIVAL	34.66
22 Jessie Shaw	14	ROYAL WEST ACADEMY	35.52

23 Rivkah GRoszman 14 BIALIK HS 41.58

[\[Top of Page\]](#) [\[Event List\]](#)

Event 15 GIRLS 14-15 Midget 400m Run

NAME	AGE	TEAM	TIME
1 Alison Looper	14	ROYAL WEST ACADEMY	1:07.57
2 Sofia Lytvyn-Male	14	ROYAL WEST ACADEMY	1:12.74
3 Alhana Sheppard-Benmansou	14	COLLEGE STE ANNE	1:12.75
4 Catherine Rambally	14	LOWER CANADA COLLEGE	1:14.26
5 Romy Shoam	14	ROYAL WEST ACADEMY	1:14.39
6 Maria Makarov	14	LOWER CANADA COLLEGE	1:15.37
7 Priscilla Johnson	14	LOWER CANADA COLLEGE	1:15.43
8 Kelly Brues	14	VILLA MARIA HS	1:18.60
9 Lexi Trubiano	14	JOHN PAUL 1 HS	1:19.36
10 Stephanie Nofz	14	LOWER CANADA COLLEGE	1:19.93
11 Emily Rose Bressi	14	LAURIER MACDONALD HS	1:20.57
12 Amanda Sciotto	14	VILLA MARIA HS	1:21.65
13 Erica Macri	14	VINCENT MASSEY	1:22.50
14 Jane Wan	14	ROYAL WEST ACADEMY	1:34.27
15 Rivkah GRoszman	14	BIALIK HS	1:37.05

[\[Top of Page\]](#) [\[Event List\]](#)

Event 16 GIRLS 14-15 Midget 800m Run

NAME	AGE	TEAM	TIME
1 Alison Looper	14	ROYAL WEST ACADEMY	2:42.42
2 Analies Smith	14	ROYAL WEST ACADEMY	2:52.82
3 Sofia Lytvyn-Male	14	ROYAL WEST ACADEMY	2:53.99
4 Catherine Rambally	14	LOWER CANADA COLLEGE	3:08.48
5 Beatrice Morselli	14	VILLA MARIA HS	3:09.81
6 Stephanie Nofz	14	LOWER CANADA COLLEGE	3:12.52
7 Alhana Sheppard-Benmansou	14	COLLEGE STE ANNE	3:17.37
8 Amanda Sciotto	14	VILLA MARIA HS	3:19.37
9 Catherine Le	14	LOWER CANADA COLLEGE	3:31.64
10 Victoria Mazur	14	VINCENT MASSEY	3:39.33

[\[Top of Page\]](#) [\[Event List\]](#)

Event 17 GIRLS 14-15 Midget 1500m Run

NAME	AGE	TEAM	TIME
1 Alison Looper	14	ROYAL WEST ACADEMY	5:58.21
2 Sophie Rivest	14	LOWER CANADA COLLEGE	6:34.36
3 Romy Shoam	14	ROYAL WEST ACADEMY	6:37.73
4 Sophie Comtois	14	ROYAL WEST ACADEMY	6:46.31
5 Gloria Anastasopoulos	14	ROYAL WEST ACADEMY	6:53.91
6 Beatrice Morselli	14	VILLA MARIA HS	6:56.17
7 Jessie Shaw	14	ROYAL WEST ACADEMY	7:38.10
8 Alyssa Howard	14	LOWER CANADA COLLEGE	7:56.16
9 Catherine Rambally	14	LOWER CANADA COLLEGE	7:58.51
10 Vanessa Martin	14	KAHNAWAKE SURVIVAL	8:51.26
11 Evelyn Perkins	14	ROYAL WEST ACADEMY	9:30.53

[\[Top of Page\]](#) [\[Event List\]](#)

Event 18 GIRLS 14-15 Midget 3000m Run

NAME	AGE	TEAM	TIME
1 Sophie Rivest	14	LOWER CANADA COLLEGE	14:12.15
2 Gloria Anastasopoulos	14	ROYAL WEST ACADEMY	14:40.71
3 Beatrice Morselli	14	VILLA MARIA HS	14:56.48
4 Alyssa Howard	14	LOWER CANADA COLLEGE	17:08.16
Elena Cuntrera	14	VINCENT MASSEY	DNS
Brianna Bellomo	14	VINCENT MASSEY	DNS
Kayla Dire	14	VINCENT MASSEY	DNS

[\[Top of Page\]](#) [\[Event List\]](#)

Event 19 GIRLS 14-15 Midget 60m Hurdles

NAME	AGE	TEAM	TIME
1 Sydney Burak	14	LOWER CANADA COLLEGE	12.01
2 Alexandra Gelastopoulos	14	ROYAL WEST ACADEMY	12.86
3 Sophie Comtois	14	ROYAL WEST ACADEMY	13.17
4 Vanessa Martin	14	KAHNAWAKE SURVIVAL	13.94
5 Gloria Anastasopoulos	14	ROYAL WEST ACADEMY	14.28
6 Lexi Trubiano	14	JOHN PAUL 1 HS	15.18
7 Victoria Belluscio	14	VINCENT MASSEY	15.46

Event 20 GIRLS 14-15 Midget 4x200m Relay

NAME	TEAM	TIME
1 Vincent Massey A	VINCENT MASSEY	2:08.94
1 Royal West Academy A	ROYAL WEST ACADEMY	2:08.94
3 Lower Canada College A	LOWER CANADA COLLEGE	2:10.06
4 Kahnawake Survival A	KAHNAWAKE SURVIVAL	2:12.95
5 Villa Maria HS A	VILLA MARIA HS	2:18.95

Event 21 GIRLS 14-15 Midget High Jump

NAME	AGE	TEAM	MARK
1 Gloria Anastasopoulos	14	ROYAL WEST ACADEMY	1.30m
2 Eleonora Marsillio	14	VINCENT MASSEY	1.30m
3 Martina Iacampo	14	VINCENT MASSEY	1.30m
4 Victoria Belluscio	14	VINCENT MASSEY	1.20m
5 Elena Cuntrera	14	VINCENT MASSEY	1.10m
5 Evelyn Perkins	14	ROYAL WEST ACADEMY	1.10m
Alina Bootwala	14	ROYAL VALE HS	NM

Event 22 GIRLS 14-15 Midget Long Jump

NAME	AGE	TEAM	MARK
1 Analies Smith	14	ROYAL WEST ACADEMY	4.14m
2 Iaonhatie Deom	14	KAHNAWAKE SURVIVAL	4.04m
3 Alexandra Gelastopoulos	14	ROYAL WEST ACADEMY	4.03m
4 Maria Makarov	14	LOWER CANADA COLLEGE	3.86m
5 Tiakatiermaten Diabo	14	KAHNAWAKE SURVIVAL	3.83m
6 Martina Iacampo	14	VINCENT MASSEY	3.66m
7 Catherine Rambally	14	LOWER CANADA COLLEGE	3.55m
8 Annaise Mbarga	14	LOWER CANADA COLLEGE	3.54m
9 Eleonora Marsillio	14	VINCENT MASSEY	3.36m
10 Sarah Tabortowski	14	COLLEGE STE ANNE	3.35m
11 Amisha Patel	14	ROYAL VALE HS	3.24m

12	Taierahkaienhau Montour	14	KAHNAWAKE SURVIVAL	3.23m
13	Shirely Wen	14	VINCENT MASSEY	3.04m
14	Vanessa Martin	14	KAHNAWAKE SURVIVAL	2.93m
15	Chloe Ohana	14	ROYAL WEST ACADEMY	2.83m
16	Celeste Muanza	14	ROYAL VALE HS	2.80m
17	Rivkah GRoszman	14	BIALIK HS	1.59m

[\[Top of Page\]](#) [\[Event List\]](#)

Event 23 GIRLS 14-15 Midget Triple Jump

NAME	AGE	TEAM	MARK
1 Analies Smith	14	ROYAL WEST ACADEMY	9.30m
2 Maria Makarov	14	LOWER CANADA COLLEGE	8.76m
3 Alison Looper	14	ROYAL WEST ACADEMY	8.47m
4 Wenhaiseriiosth Goodleaf	14	KAHNAWAKE SURVIVAL	7.82m
5 Sydney Burak	14	LOWER CANADA COLLEGE	7.48m
6 Martina Iacampo	14	VINCENT MASSEY	7.10m
7 Lexi Trubiano	14	JOHN PAUL 1 HS	7.02m
8 Shirely Wen	14	VINCENT MASSEY	6.97m
9 Vanessa Martin	14	KAHNAWAKE SURVIVAL	6.81m
10 Romy Shoam	14	ROYAL WEST ACADEMY	6.24m
11 Rivkah GRoszman	14	BIALIK HS	3.50m

[\[Top of Page\]](#) [\[Event List\]](#)

Event 24 GIRLS 14-15 Midget Shot Put

NAME	AGE	TEAM	MARK
1 Wenhaiseriiosth Goodleaf	14	KAHNAWAKE SURVIVAL	9.26m
2 Tiakatiermaten Diabo	14	KAHNAWAKE SURVIVAL	7.85m
3 Emily Rose Bressi	14	LAURIER MACDONALD HS	7.60m
4 Sydney Burak	14	LOWER CANADA COLLEGE	7.57m
5 Romy Shoam	14	ROYAL WEST ACADEMY	7.30m
6 Martina Iacampo	14	VINCENT MASSEY	6.58m
7 Alyssa Howard	14	LOWER CANADA COLLEGE	6.37m
8 Nicole Marcovecchio	14	ROYAL WEST ACADEMY	6.30m
9 Shirely Wen	14	VINCENT MASSEY	5.95m
10 Erica Macri	14	VINCENT MASSEY	5.40m

11 Jessie Shaw 14 ROYAL WEST ACADEMY 5.13m

[\[Top of Page\]](#) [\[Event List\]](#)

Event 25 GIRLS 16-18 Juvenile 60m Dash

NAME	AGE	TEAM	TIME
1 Reyhana Jean-Baptiste	16	COLLEGE STE ANNE	8.29
2 Shyrelle Yates	16	ROYAL VALE HS	8.42
3 Alexis Maniatis	16	LAURENHILL ACADEMY	8.96
4 Mary Jane Guillaume	16	LAURIER MACDONALD HS	9.10
5 Myriam Vilain	16	COLLEGE STE ANNE	9.11
6 Roxanne Ducharme	16	COLLEGE STE ANNE	9.15
7 Tiffany Maihot	16	LAURENHILL ACADEMY	9.20
8 Alyssa Artuso	16	VINCENT MASSEY	9.23
9 Brandy Mitchell	16	LAURENHILL ACADEMY	9.44
10 Jasmine Caceres	16	LAURENHILL ACADEMY	9.60
11 Maya Astrologo	16	VINCENT MASSEY	9.79
12 Sarah Audrey Blanchette	16	COLLEGE STE ANNE	9.94
13 Sia Dassios	16	VILLA MARIA HS	10.00
14 Kaniza Salam	16	ROYAL VALE HS	10.12
15 Sherissa Nichols	16	ROYAL VALE HS	10.28
16 Nikki Adler	16	BIALIK HS	10.55
17 Anishy Sivasubramaniam	16	ROYAL VALE HS	11.78

[\[Top of Page\]](#) [\[Event List\]](#)

Event 26 GIRLS 16-18 Juvenile 200m Run

NAME	AGE	TEAM	TIME
1 Reyhana Jean-Baptiste	16	COLLEGE STE ANNE	28.73
2 Alexis Maniatis	16	LAURENHILL ACADEMY	30.98
3 Myriam Vilain	16	COLLEGE STE ANNE	31.08
4 Tiffany Maihot	16	LAURENHILL ACADEMY	32.81
5 Brandy Mitchell	16	LAURENHILL ACADEMY	32.89
6 Maya Astrologo	16	VINCENT MASSEY	33.25
7 Sarah Audrey Blanchette	16	COLLEGE STE ANNE	34.76
8 Sia Dassios	16	VILLA MARIA HS	35.34
9 Alicia Alvaro	16	VINCENT MASSEY	36.95

10	Anuntha Elayathambly	16	VINCENT MASSEY	37.90
11	Nikki Adler	16	BIALIK HS	40.02

[\[Top of Page\]](#) [\[Event List\]](#)

Event 27 GIRLS 16-18 Juvenile 400m Run

NAME	AGE	TEAM	TIME
1 Alexa Greeley	16	LOWER CANADA COLLEGE	1:23.66
2 Courtney Gitleman	16	LAURENHILL ACADEMY	1:27.66

[\[Top of Page\]](#) [\[Event List\]](#)

Event 28 GIRLS 16-18 Juvenile 800m Run

NAME	AGE	TEAM	TIME
1 Alexa Greeley	16	LOWER CANADA COLLEGE	3:14.00
2 Katie Weekes	16	VILLA MARIA HS	3:22.33
3 Jessica Simone	16	LAURIER MACDONALD HS	3:28.16

[\[Top of Page\]](#) [\[Event List\]](#)

Event 29 GIRLS 16-18 Juvenile 1500m Run

NAME	AGE	TEAM	TIME
1 Alyssa Artuso	16	VINCENT MASSEY	6:48.73
2 Lily Strickland	16	VILLA MARIA HS	6:48.78
3 Ines Gonzalez-Pepe	16	ROYAL WEST ACADEMY	7:10.48
4 Amelia Stacey	16	LAURIER MACDONALD HS	7:14.69
5 Katie Weekes	16	VILLA MARIA HS	7:19.00
6 Jessica Simone	16	LAURIER MACDONALD HS	7:25.52
7 Anna Kaatz	16	LAURIER MACDONALD HS	8:01.91
8 Francesca Pasto	16	LAURENHILL ACADEMY	9:37.05

[\[Top of Page\]](#) [\[Event List\]](#)

Event 30 GIRLS 16-18 Juvenile 3000m Run

NAME	AGE	TEAM	TIME
1 Lily Strickland	16	VILLA MARIA HS	14:34.09
2 Ines Gonzalez-Pepe	16	ROYAL WEST ACADEMY	16:21.79
3 Brittany Kwan	16	LAURENHILL ACADEMY	17:31.61

[\[Top of Page\]](#) [\[Event List\]](#)

Event 31 GIRLS 16-18 Juvenile 60m Hurdles

NAME	AGE	TEAM	TIME
1 Mary Jane Guillaume	16	LAURIER MACDONALD HS	11.34
2 Alexis Maniatis	16	LAURENHILL ACADEMY	11.66
3 Sia Dassios	16	VILLA MARIA HS	12.20
4 Alexa Greeley	16	LOWER CANADA COLLEGE	12.27
Roxanne Ducharme	16	COLLEGE STE ANNE	DNF

[\[Top of Page\]](#) [\[Event List\]](#)

Event 32 GIRLS 16-18 Juvenile 4x200m Relay

NAME	TEAM	TIME
1 College Ste Anne A	COLLEGE STE ANNE	2:04.70
2 LaurenHill Academy A	LAURENHILL ACADEMY	2:13.51
3 Vincent Massey A	VINCENT MASSEY	2:22.30

[\[Top of Page\]](#) [\[Event List\]](#)

Event 33 GIRLS 16-18 Juvenile High Jump

NAME	AGE	TEAM	MARK
1 Shyrelle Yates	16	ROYAL VALE HS	1.59m
2 Mary Jane Guillaume	16	LAURIER MACDONALD HS	1.50m
3 Lily Strickland	16	VILLA MARIA HS	1.50m
4 Anna Kaatz	16	LAURIER MACDONALD HS	1.40m
5 Brittany Kwan	16	LAURENHILL ACADEMY	1.20m

[\[Top of Page\]](#) [\[Event List\]](#)

Event 34 GIRLS 16-18 Juvenile Long Jump

NAME	AGE	TEAM	MARK
1 Roxanne Ducharme	16	COLLEGE STE ANNE	4.64m
2 Mary Jane Guillaume	16	LAURIER MACDONALD HS	4.42m
3 Reyhana Jean-Baptiste	16	COLLEGE STE ANNE	4.03m
4 Alexis Maniatis	16	LAURENHILL ACADEMY	3.83m
5 Brandy Mitchell	16	LAURENHILL ACADEMY	3.71m
6 Sarah Audrey Blanchette	16	COLLEGE STE ANNE	3.70m
7 Tiffany Maihot	16	LAURENHILL ACADEMY	3.69m
8 Sherissa Nichols	16	ROYAL VALE HS	3.50m
9 Anuntha Elayathambly	16	VINCENT MASSEY	3.43m

10	Effie Kaldis	16	LAURENHILL ACADEMY	3.37m
11	Myriam Vilain	16	COLLEGE STE ANNE	3.20m
12	Anna Kaatz	16	LAURIER MACDONALD HS	2.91m
13	Nikki Adler	16	BIALIK HS	2.74m
14	Anishy Sivasubramaniah	16	ROYAL VALE HS	2.60m

[\[Top of Page\]](#) [\[Event List\]](#)

Event 35 GIRLS 16-18 Juvenile Triple Jump

	NAME	AGE	TEAM	MARK
1	Roxanne Ducharme	16	COLLEGE STE ANNE	9.96m
2	Mary Jane Guillaume	16	LAURIER MACDONALD HS	8.44m
3	Brandy Mitchell	16	LAURENHILL ACADEMY	4.77m

[\[Top of Page\]](#) [\[Event List\]](#)

Event 36 GIRLS 16-18 Juvenile Shot Put

	NAME	AGE	TEAM	MARK
1	Mary Jane Guillaume	16	LAURIER MACDONALD HS	8.62m
2	Jasmine Caceres	16	LAURENHILL ACADEMY	7.37m
3	Effie Kaldis	16	LAURENHILL ACADEMY	7.00m
4	Anna Kaatz	16	LAURIER MACDONALD HS	5.18m
5	Amelia Stacey	16	LAURIER MACDONALD HS	4.97m
6	Jessica Simone	16	LAURIER MACDONALD HS	4.43m
7	Kaniza Salam	16	ROYAL VALE HS	4.28m

[\[Top of Page\]](#) [\[Event List\]](#)

GMAA Girls Indoor Track & Field Meet 2016

Monday, February 8th, 2016

Centre Claude Robillard

08/02/2016 - 08/02/2016

Meet Scores

FEMALE TEAM Age Group 11 - 13

1	ROYAL WEST ACADEMY	ROY	121.000
2	COLLEGE STE ANNE	CSA	54.000
3	JOHN PAUL 1 HS	JP1	37.500
4	VILLA MARIA HS	VIL	34.000
5	VINCENT MASSEY	VMC	8.500
6	KAHNAWAKE SURVIVAL	KSS	8.000

FEMALE TEAM Age Group 14 - 15

1	ROYAL WEST ACADEMY	ROY	105.500
2	LOWER CANADA COLLEGE	LCC	53.000
3	VINCENT MASSEY	VMC	34.500
4	KAHNAWAKE SURVIVAL	KSS	30.000
5	LAURENHILL ACADEMY	LAUR	19.000
6	VILLA MARIA HS	VIL	9.000
7	COLLEGE STE ANNE	CSA	4.000
7	LAURIER MACDONALD HS	LMAC	4.000
9	JOHN PAUL 1 HS	JP1	1.000

FEMALE TEAM Age Group 16 - 18

1	LAURENHILL ACADEMY	LAUR	53.000
2	LAURIER MACDONALD HS	LMAC	49.000
3	COLLEGE STE ANNE	CSA	47.000
4	VILLA MARIA HS	VIL	27.000
5	LOWER CANADA COLLEGE	LCC	17.000
6	VINCENT MASSEY	VMC	12.000
6	ROYAL VALE HS	RVAL	12.000
8	ROYAL WEST ACADEMY	ROY	9.000

G.M.A.A. Hockey Playoffs 2015 - 2016

HOME TEAMS PLEASE CONFIRM DATE AND TIME

18/03/2016 13:53

PeeWee Boys Division 1 - 1 Section (Top 8)

Quarter Final

Semi Final

Final

Champions

LOY - 1st (home) - 6

Wednesday, February 17th - 2:05pm
at Ed Meagher Arena

CRA - 8th - 2

LOY (home) - 6

Thursday, February 18th - 3:15pm
at Ed Meagher Arena

LCC - 4th (home) - 5

Wednesday, February 17th - 3:30pm
at Glenn Chamandy Arena

CJB - 5th - 6 (OT)

CJB - 0

LOY (home team) - 4

Tuesday, February 23rd - 4:30pm
at Glenn Chamandy Arena

Loyola High School

Game MVP: Anthony Dicriscio - LOY

ESCB - 3rd (home) - 5

Wednesday, February 17th - 12:45pm
at Arena de la Cite-des-Jeunes

CDJ - 6th - 0

ESCB - 2

Monday, February 22nd - 1:45pm
at Arena Henri Bourassa

KUPER - 7th - 3

Wednesday, February 17th - 12:30pm
at Arena Henri Bourassa

LBPHS - 2nd (home) - 8

LBPHS (home) - 3

LBPHS - 2

Bantam Boys Boys Division 3 - 1 Section (Top 4)

Semi Final

Final

Champions

BIAL - 1st (home) - 10

Monday, February 15th - 2:30pm
at Samuel Moscovitch Arena

HZHS - 4th - 4

BIAL - 1st (home) - 5

Thursday, March 17th - 2:00pm
at Samuel Moscovitch Arena

Bialik HS

Game MVP: Samuel April

CRA - 3rd - 0

Monday, February 22nd - 3:00pm - def

KSS - 3

at Kahnawake Sports Complex

KSS - 2nd (home) - 2

Juvenile Girls Division 1 - 1 Sections (Top 4)

Semi Final

Final

Champions

CND - 1st (home) - 6

Tuesday, February 16th - 4:45pm
at College Notre Dame Arena

SHSM - 4th - 0

CND (home team) - 2

Tuesday, February 23rd - 2:30pm
at Glenn Chamandy Arena

Lower Canada College

Game MVP: Katina Gardilic - LCC

LCC - 3rd - 5

Thursday, February 18th - 1:30pm
at Pierrefonds 4 Glaces

KUPER - 2nd (home) - 1

LCC. - 3

GMAA Hockey Standings 2015-2016

12-Feb-16

1:47:16 PM

	School	Games	Win	Loss	Tie	Goals For	Goals Against	Points
JG1A								
12	College Notre Dame	12	10	1	1	70	24	21
	Kuper Academy	12	9	1	2	78	22	20
	Lower Canada College	12	6	5	1	48	31	13
	Sacred Heart School	12	2	10	0	19	59	4
	College Bourget	12	1	11	0	8	87	2
BB3A								
9	Bialik High School	9	9	0	0	75	20	18
	Kahnawake Survival School	9	5	4	0	38	31	10
	College Regina Assumpta	9	2	7	0	16	62	4
	Herziah High School	9	2	7	0	37	53	4
PW1A								
16	Loyola High School	16	12	3	1	90	35	25
	Lester B. Pearson High School	16	11	4	1	87	63	23
	Ecole Secondaire Chene-Bleu	16	11	4	1	66	51	23
	Lower Canada College	16	8	6	2	75	61	18
	College Jean-de-Brebeuf	16	6	8	2	54	72	14
	Ecole Secondaire Cite-des-Jeunes	16	6	10	0	65	78	12
	Kuper Academy	16	5	9	2	47	62	12
	College Regina Assumpta	15	3	8	4	36	56	10
	Selwyn House School	15	2	12	1	33	75	5

Winter Basketball Playoffs 2015-2016

13/04/2016 8:43

****Playoff Rule #1 - 1st and 2nd place from the same section cannot meet until the finals**

Juvenile Girls Winter Basketball - 1 Section (7 teams - Top 4)

Semi Final	Final	Champions
------------	-------	-----------

STT (home) - 55
WP1-Thursday, April 7th-4:00pm at STT
JRHS - 22
LAURN - 29
WP2-Thursday, April 7th-5:00pm at LAURN
CVR (home) - 48

STT (home) - 53
WP3- Tuesday, April 12th-4:00pm at St Thomas HS
CVR - 44

St Thomas High School
Game MVP: Julia Warren STT

G.M.A.A. Winter Basketball Standings - 2015-2016

06/04/2016 8:30

<u>School</u>	<u>Games</u>	<u>Win</u>	<u>Loss</u>	<u>Tie</u>	<u>Points</u>
JGW					
St Thomas HS	6	6	0	0	12
Chateaugay Valley Regional HS	6	5	1	0	10
LaurenHill Academy	6	4	2	0	8
John Rennie HS	6	3	3	0	6
Westmount HS	6	2	4	0	4
Royal West Academy	6	1	5	0	2
Beurling Academy	6	0	6	0	0

G.M.A.A. Wrestling Final Standings - 2015-2016

27-Jan-16

9:08:49 AM

School	Games	Win	Loss	Tie	Points
<u>Juvenile Boys 1A</u>					
Kahnawake Survival School	3	3	0	0	6
Loyola High School	3	2	1	0	4
Selwyn House School	3	1	2	0	2
Vincent Massey Collegiate	0	0	0	0	0
College Notre Dame	3	0	3	0	0