

GMAA Touch Football Playoffs 2017-2018

Juvenile Boys Division 1 - 7 teams (top 5 + LCCHS)

Quarter Finals	Semi Finals	Finals	Champions
**LBPSB Ped Day Monday, October 30th (BA, RIVHS, PCHS, JRHS, WWHS)			
<div style="border: 1px solid black; padding: 5px; margin-bottom: 5px;"> PCHS - 4th place (home) - 5 </div> <div style="border: 1px solid black; padding: 5px; margin-bottom: 5px;"> P1 - Tuesday, October 31st - 3:00pm at Pierrefonds Comprehensive HS </div> <div style="border: 1px solid black; padding: 5px;"> RIVHS - 5th place - 4 </div>	<div style="border: 1px solid black; padding: 5px; margin-bottom: 5px;"> HSBHS - 1st place (home) - 27 </div> <div style="border: 1px solid black; padding: 5px; margin-bottom: 5px;"> P5 - Wednesday, November 1st - 3:00pm at Howard S Billings HS </div> <div style="border: 1px solid black; padding: 5px;"> PCHS - 0 </div>	<div style="border: 1px solid black; padding: 5px; margin-bottom: 5px;"> HSBHS (home) - 15 </div> <div style="border: 1px solid black; padding: 5px; margin-bottom: 5px;"> P8 - Wednesday, November 8th - 2:00pm at Howard S Billings HS </div> <div style="border: 1px solid black; padding: 5px;"> BA - 0 </div>	<div style="border: 1px solid black; padding: 5px; margin-bottom: 5px;"> Howard S Billings HS Game MVP: Bryton Wilkinson </div>
<div style="border: 1px solid black; padding: 5px; margin-bottom: 5px;"> LCCHS - 0 </div> <div style="border: 1px solid black; padding: 5px; margin-bottom: 5px;"> P2 - Tuesday, October 31st - 2:00pm at Riverside Park </div> <div style="border: 1px solid black; padding: 5px;"> BA - 3rd place (home) - 28 </div>	<div style="border: 1px solid black; padding: 5px; margin-bottom: 5px;"> BA - 25 </div> <div style="border: 1px solid black; padding: 5px; margin-bottom: 5px;"> P6 - Wednesday, November 1st - 3:00pm at Riverside Park </div> <div style="border: 1px solid black; padding: 5px;"> BIAL - 2nd place (home) - 6 </div>		

Juvenile Boys Division 3 - 8 teams (top 2 from each section - LCCHS)

Tie Breaker (if needed)	Semi Finals	Finals	Champions
**MACD cannot play on October 31st - Playoff Conflict - IF MACD wins TB - SEMIS will be on November 1st and FINALS November 2nd			
	<div style="border: 1px solid black; padding: 5px; margin-bottom: 5px;"> BHS - 1A (home) - 25 </div> <div style="border: 1px solid black; padding: 5px; margin-bottom: 5px;"> P3 - Tuesday, October 31st - 3:30pm at Beaconsfield HS </div> <div style="border: 1px solid black; padding: 5px;"> ROYAL- 2B - 0 </div>	<div style="border: 1px solid black; padding: 5px; margin-bottom: 5px;"> BHS-0 </div>	

WIC - 7
TB1 - Thursday, October 26th - 2:45pm at MacDonald HS Field
MACD (home) - 28

MACD - 2A - 21
P4 - Wednesday, November 1st - 3:00pm at Royal Vale School
RVALE - 1B (home) - 8

P7 - Thursday, November 2nd - 3:00pm at Beaconsfield HS
MACD-8

Macdonald HS

Boys Touch Football Standings 2017-18

School	Games	Win	Loss	Tie	Points
Juvenile Boys 1A					
Howard S Billings HS	6	6	0	0	12
Bialik HS	6	4	2	0	8
Beurling Academy	6	3	3	0	6
Pierrefonds Comprehensive HS	6	2	3	1	5
Riverdale HS	6	2	4	0	4
John Rennie HS	6	2	4	0	4
Westwood SR HS	6	1	4	1	3
Juvenile Boys 3A					
Beaconsfield HS	6	4	2	0	8
MacDonald HS	6	4	2	0	8
West Island College	6	4	2	0	8
Emmanuel Christian School	6	0	6	0	0
Juvenile Boys 3B					
Lasalle Community Comp HS	6	6	0	0	12
Royal Vale HS	6	3	3	0	6
Royal West Academy	6	3	3	0	6
Rosemount HS	6	0	6	0	0
	45				

2017 GMAA Boys Championship Results

Place	Last Name	1st Name	School	Score	Cat
1	Sacritini	Jacob	BHS	75	J
2	Tosi	Zachary	LOY	76	J
3	Laderoute	James	JRHS	77	J
4	Danaldson	James	KUPER	77	J
5	Konachenkov	Vasily	SELW	78	B
6	Azzi	Brandon	JRHS	81	J
7	Gerace	Joseph	LOY	81	J
8	St-Onge	Cedric	BHS	81	B
9	Francis	Matthew	EMCS	82	M
10	Macdonald	Henry	JRHS	82	M
11	Beauchamp	Dylan	SELW	83	M
12	Goddard	Cole	BHS	83	M
13	Odle	Zaire	KELLS	83	J
14	Zhuang	Zilong	KUPER	85	J
15	Nesbitt	Nicholas	STT	85	M
16	Blanshay	Benjamin	LOY	86	M
17	Lukoshius	Lukas	LOY	87	J
18	McComber	Kawerasthattse	KSS	87	J
19	Chouinard	Philippe	WWHS	88	J
20	Ruben	Jack	LCC.	88	J
21	Azimov	Corey	STG	88	M
22	Winlo-Houstan	Jake	JRHS	88	B
23	Demer	Devon	BIAL	90	M
24	Satcey	Shale	KSS	90	J
25	Yu	Porsche	KELLS	90	J
26	Tsonos	Jack	STT	91	J
27	Arbeiter	Jacob	BIAL	91	B
28	Fisher	Jacob	WWHS	92	J
29	Luponio	Oliver	LOY	92	J
30	Yanick	Tristan	BHS	92	J
31	Nager	Nicholas	KUPER	92	B
32	Avededian	Matthison	SELW	92	M
33	Layman	David	SELW	94	M
34	Levine	Jacob	STG	95	M
35	Lynch	Adam	STG	96	M
36	Vallee	Jacob	STT	96	M
37	Clement	Samuel	WWHS	96	B
38	Anton	Matthew	JRHS	98	J
39	Humenay	Justin	LOY	98	J
40	Martin	Zach	KSS	99	J
41	Thauvette	Massimo	KUPER	100	M
42	Gilman	Adam	STG	100	J
43	Singer	Andrew	LOY	100	J
44	Murphy	Scott	STT	100	J
45	Jamet-Larsen	Victor	SELW	100	M
46	Philips	Tehohseratie	KSS	102	M
47	Capparelli	Carmine	KUPER	102	B
48	Charbonneau	Christophe	SELW	102	M
49	Stangle	Ethan	STT	103	B
50	Guimono	Rudy	KUPER	105	B
51	Rotholz	Ryan	BIAL	106	M

52	Shields	Matthew	JRHS	107	M
53	Potter	George	LCC.	107	M
54	Guimond	Josh	STT	107	M
55	Brabant	Noah	WWHS	107	B
56	Barrest	Louis	WIC	111	B
57	Driver	Curtis	WWHS	111	B
58	Jake	Kavanagh	KUPER	112	B
59	Sternklar	Justin	BIAL	112	M
60	Garner	Ross	BIAL	112	M
61	Riley	Parker	RVALE	112	M
62	North-McGregor	Ronwahraraties	KSS	118	B
63	Snow	Cole	KSS	120	M
64	Rossi	Antonio	VMC	122	M
65	Deporter	Benjamin	RVALE	122	M
66	Caluori	Matthew	WIC	123	B
67	St-Cyr	Johnathan	MACD	124	B
68	Paradiso	Domenico	VMC	125	M
69	McComber	Tycen	KSS	126	B
70	Taylor	Jared	LA	127	J
71	Famili	Kian	WIC	127	M
72	Cote	Luciano	LA.	127	J
73	Glazer	Eric	WWHS	129	B
74	Brunet	Thomas	WWHS	131	B
75	Cahill	Thomas	LA	134	J
76	Conrad	Ayel	WIC	135	B
77	Pearson	Anthony	STT	135	B
78	Albany	Tehorahkaneken	KSS	136	M
79	Papanastasouls	Alessandro	KUPER	136	M
80	Khela	Yuvrai Singh	WIC	137	B
81	Porter	Justin	MACD	138	B
82	Morehouse	Adriano	VMC	140	B
83	Ballesteros	Tyler	MACD	141	B
84	Koutsaulis	Alex	RVALE	141	B
85	Gregory	Camden	STT	143	M
86	Tran	Arthur	KELLS	143	M
87	Boyla	Jonathan	WIC	143	B
88	More	Roman	LA	147	J
89	Bolotsky	Bohdan	RVALE	151	B
90	Marcelissen	Aiden	RVALE	153	B
91	Russell	Walker	RVALE	160	B
92	Ziaie-Davoudi	Darius	WIC	160	B

2017 GMAA Girls Championship Results

Place	Last Name	1st Name	School	Score	Cat
1	Daoud	Yasmine	JRHS	77	M
2	Xiao	Ya Rui	KELLS	79	B
3	Piers	Emma	WIC	90	J
4	Gage	Kyla	WIC	96	B
5	White	Sylvia	KUPER	99	M
6	Horn	Kendal	KUPER	106	J
7	Hayes-Babczak	Jacqueline	STUDY	106	B
8	Van Aelst	Jacqueline	SHSM	120	B
9	Zachary	Anna	KUPER	121	J
10	Shaheen	Madinah	KUPER	122	M
11	Dore	Katherine	SHSM	123	J
12	Smith	Daisy	SHSM	125	M
13	Lazare	Cedar	KUPER	128	J
14	Chevalier	Laurence	STUDY	131	B
15	Zachary	Bonnie	KUPER	133	B
16	Dennis	Isabella	STUDY	133	B
17	Lazare-Oesterreich	Joanne	KELLS	140	J
18	Leraci	Tea	WIC	142	J
19	DeBargis	Loicia	RVALE	143	M
20	Henrichon-Goulet	Florence	STUDY	149	B
21	Penner	Ophelia	STUDY	151	B
22	Lorio	Ava Rose	SHSM	157	B

2017 GMAA Team Championships

Girls

Place	School	Score
1	Kuper Ancademy	448
2	The Study	519
3	Sacred Heart School	525

Boys

Place	School	Score
1	Beaconsfield Hugh School	331
2	Loyola High School	336
3	John Rennie High School	338
4	Kuper Academy	354
5	Selwyn House School	355
6	St. Thomas High School	372
7	St. Georges HS	379
8	Westwood Sr. High School	383
9	Kahnawake Survival School	396
10	Bialik High School	420
11	West Island College	516
12	Lakeside Academy	535
13	Royal Vale Higha School	557

G.M.A.A. Soccer Playoffs 2017-2018

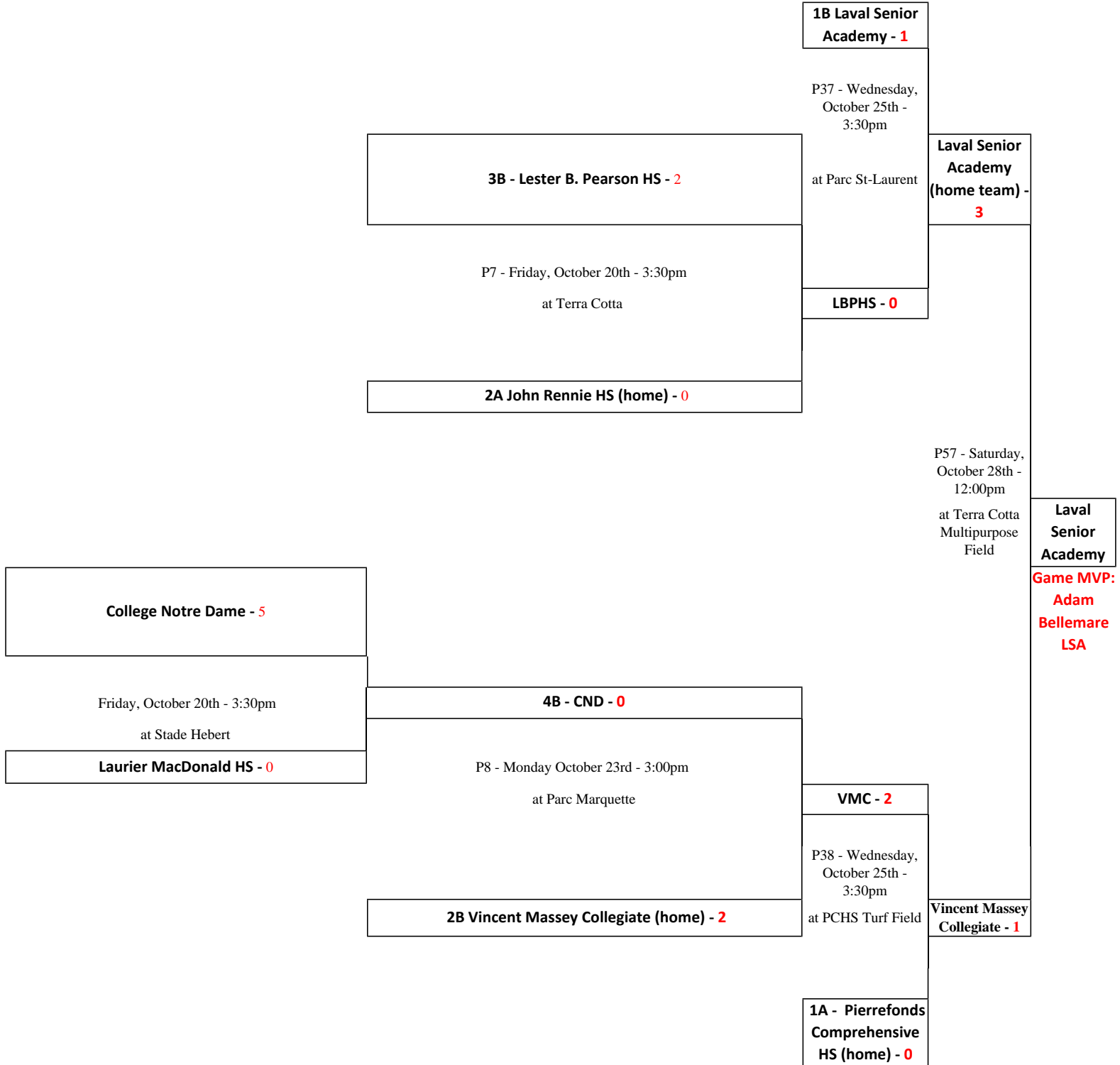
03/11/2017 9:49

Juvenile Boys Division 1 - 11 teams (top 2 from A - top 4 from B)

Play-In	Quarter Finals	Semi Finals	Finals	Champions
---------	----------------	-------------	--------	-----------

IF a playin game is needed it will be Friday, October 20th, the affected QF will be played Monday, October 23rd

VMC has a ped day Monday, October 23rd



Juvenile Boys Division 2 - 7 teams (top 4)

--	--	--	--	--

Play-In	Semi Finals	Finals	Champions
---------	-------------	--------	-----------

	1st - Lasalle Community HS (home) - 1		
LAURN - 0	P13 - Monday, October 23rd - 3:30pm at Riverside Park Field	SELW (home) - 0	
Friday, October 20th - 3:30pm at Forbes Field	SELW - 4th place - 2	P50 - Thursday, October 26th - 3:30pm at Forbes Field	Rosemere HS
SELW (home) - 2			Game MVP:
	RMHS - 3rd place - 2		
	P14 - Monday, October 23rd - 4:00pm at Molson Stadium	RMHS - 1	
	FACE - 2nd place (home) - 1		

Juvenile Boys Division 3 - 9 teams (top 2 from A top 4 from B)

Quarter Finals	Semi Finals	Finals	Champions
----------------	-------------	--------	-----------

If MACD advances to finals the game will be played on Wednesday, November 1st (playoff conflict)

	1B Westmount HS (home) - 7		
3B - College Regina Assumpta - 4	P46 - Thursday, October 26th - 4:00pm at Westmount Park (Jr. West Field)	Westmount HS (home) - 1	
P23 - Tuesday, October 24th - 3:30pm at Lakeside Academy Field	College Regina Assumpta - 6		
2A - Lakeside Academy (home) - 3		P64 - Wednesday, November 1st - 3:30pm at Westmount HS Field	Westmount HS
			Game MVP: Felipe Duarte - WHS
4B - Herzliah HS - 1			
P24 - Tuesday, October 24th - 4:15pm - DH at Royal Vale School Field	Marymount Academy - 4		

	P47 - Thursday, October 26th - 4:15pm at Macdonald HS Field	
2B Marymount Academy - 3		Marymount Academy - 0
	1A Macdonald HS (home) - 1	

Juvenile Girls Division 1 - 14 teams (top 4 from each)

Quarter Finals	Semi Finals	Finals	Champions
----------------	-------------	--------	-----------

If a playin game is needed it will be on Thursday, October 19th, the affected QF will move to Friday, October 20th

If LCC. MG2 and JG1 both advance to SF, the JG game will move to Wednesday, Oct 25th (same coach)

If SHSM advance to finals the game will be played on Tuesday, October 31st (grad trip)

1A John Rennie HS (home) - 3			
P1 - Thursday, October 19th - 3:30pm at Terra Cotta	JRHS (home) - 3		
4B - Lower Canada College - 1			
	P25 - Wednesday, October 25th - 4:00pm at Terra Cotta Soccer Field	John Renne HS (home team) - 0	
2B Villa Maria HS (home) - 2			
P2 - Thursday, October 19th - 4:15pm - SO at Villa Maria HS	VILLA - 2		
3A - Kuper Academy - 1			
		P58 - Saturday, October 28th - 11:00am at Terra Cotta Soccer Field	Vincent Massey Collegiate
3B - Sacred Heat School - 0			Game MVP: Jenna Santagata - VMC
P3 - Thursday, October 19th - 3:15pm at PCHS Turf Field	PCHS - 1		
2A - Pierrefonds Comprehensive (home) - 3			
	P26 - Tuesday, October 24th - 3:30pm - DH - SO at Parc St-Laurent	Vincent Massey Collegiate - 1	
4A - College Sainte-Anne - 1			

P4 - Thursday, October 19th - 3:30pm

at Parc Marquette

Vincent Massey Collegiate (home) - 3

1B - Vincent Massey Collegiate (home) - 2

Juvenile Girls Division 2 - 9 teams (top 2 from each)

Semi Finals

Finals

Champions

1A - Royal West Academy (home) - 6

P15 - Monday, October 23rd - 4:15pm - DH

at Hodgeson Field

Royal West Academy (home) - 0

2B - Lasalle Community HS - 0

P52 - Thursday, October 26th - 3:30pm

at Hodgeson Field

Westwood HS

Game MVP:

2A - Westwood HS - 4

P16 - Monday, October 23rd - 3:30pm

at WWHS JR Campus Field

Westwood HS - 2

1B - Rosemere High School - 2

Juvenile Girls Division 3 - 12 teams (top 2 from each)

Quarter Finals

Semi Finals

Finals

Champions

**playoff rule - 1st and 2nd place from the same section cannot meet until the finals

seed 1 LPHS - 16

LPHS cannot meet MACD

seed 2 KSS - 15

KSS cannot meet BA

seed 3 MACD - 13

RVALE cannot meet WHS

seed 4 RVALE - 12

seed 6 WHS - 11

Seed 1 - Lindsay Place HS (home) - 5

seed 5 BA - 10

P48 - Thursday, October 26th - 3:30pm

at Terra Cotta

Lindsay Place HS (home) - 2

Seed 5 - Beurling Academy - 2

P27 - Tuesday, October 24th - 3:00pm - DH

at Royal Vale School Field

Beurling Academy - 1

Seed 4 - Royal Vale (home) - 1

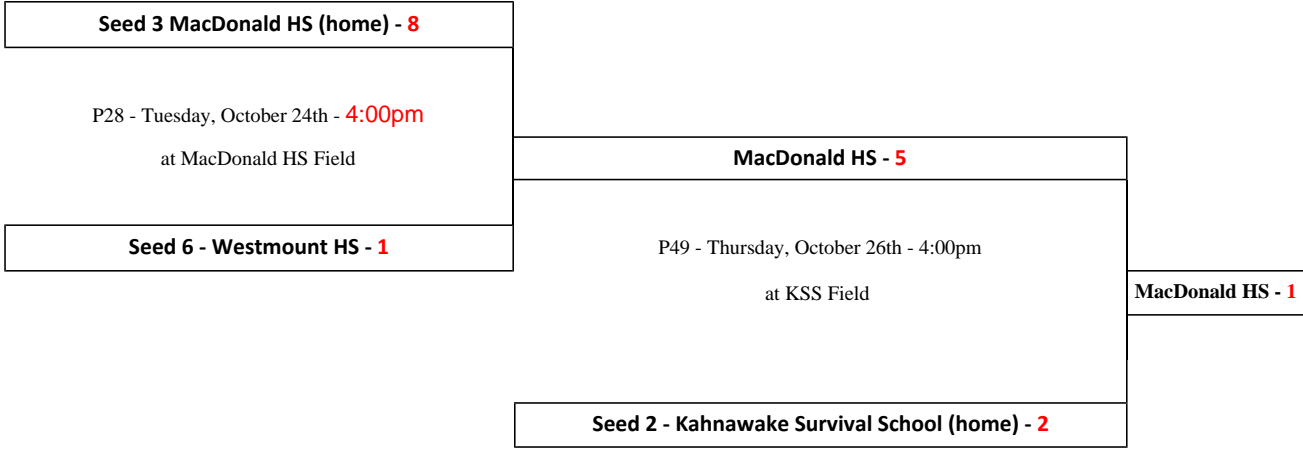
P62 - Tuesday, October 31st - 3:30pm

at Terra Cotta Field


Lindsay Place

HS

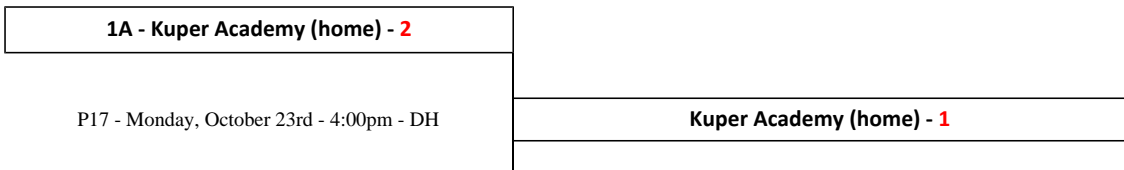

Game MVP:



Midget Boys Division 1 - 6 teams (top 4 overall)



Midget Boys Division 2 - 8 teams (top 2 from each)



at Parc des Benevoles
2B - LaurenHill Academy - 1

P51 - Thursday, October 26th - 4:15pm - DH

at Parc des Benevoles

Laval Senior Academy

Game MVP:

2A - Royal West Academy - 2

P18 - Monday, October 23rd - 3:00pm - DH

at Hodgeson Field

Laval Senior Academy - 4

1B - Laval Senior Academy - 3

Midget Boys Division 3 - 4 teams (top 2)

Finals **Champions**

1st - Rosemount HS (home) - 1

P39 - Wednesday, October 25th - 2:45pm

at Rosemount HS Field

Face HS

Game MVP: Enzo Leblay - FACE HS

2nd - Face HS - 2

Midget Girls Division 2 - 7 teams (top 4)

Semi Finals **Finals** **Champions**

If JRHS advance to finals they would request the start time be delayed (field trip.)

1st - JRHS (home) - 3

P31 - Tuesday, October 24th - 3:00

at Terra Cotta Soccer Field

Sacred Heart School of Montreal - 1

4th - SHSM - 5

P54 - Friday, October 27th - 3:00

at Lower Canada College

Lower Canada College

Game MVP:

Maeve Harrington - LCC.

3rd - LSA - 2

P32 - Tuesday, October 24th - 3:30

at Lower Canada College Field

Lower Canada College (home) - 3

2nd LCC. (home) - 4

Midget Girls Division 3 - 4 teams (top 2)

Finals	Champions
---------------	------------------

1st - ECS (home) - 2
P40 - Monday, October 30th - 3:15pm at Kent Park
2nd Rosemount HS - 0

Miss Edgar's & Miss Cramps' School

Game MVP: Julia Webster - ECS

Bantam Boys Division 1 - 7 teams (top 4)

Semi Finals	Finals	Champions
--------------------	---------------	------------------

1st - Vincent Massey Collegiate (home) - 8
P41 - Thursday, October 26th - 3:30pm at Parc St-Laurent
4th - St. Thomas HS - 2

Vincent Massey Collegiate (home team) - 2
--

P60 - Saturday, October 28th - 9:00am
at Terra Cotta Multipurpose Field

Vincent Massey Collegiate

**Game MVP:
Diego Cavallaro - VMC**

3rd - Laval Jr. Academy - 1
P42 - Wednesday, October 25th - 3:30pm at Ed Meagher Field
2nd - Loyola HS (home) - 4

Loyola High School - 0

Bantam Boys Division 2 - 11 teams (top 4 from A and top 2 from B)

Quarter Finals	Semi Finals	Finals	Champions
-----------------------	--------------------	---------------	------------------

	1B Royal West Academy (home) - 1	
	P43 - Wednesday, October 25th - 4:00pm at Royal West Academy Field	MacDonald HS - 1
3A - Macdonald HS - 3		
P19 - Monday, October 23rd - 3:30pm at Beaconsfield HS Field	MacDonald HS - 3	
2A - Beaconsfield HS (home) - 2		
		P63 - Tuesday, October 31st - 3:30pm at WWHS JR Campus Field
		Westwood HS
		Game MVP: Joshua Finkelstein - WWHS
2B Lower Canada College (home) - 5		
P20 - Monday, October 23rd - 3:30pm at Lower Canada College Field	Lower Canada College - 1	
	P44 - Wednesday, October 25th - 4:00pm - DH at WWHS JR Campus Field	Westwood HS - 4
4A - West Island College - 4		
	1A Westwood HS (home) - 3	

Bantam Boys Division 3 - 13 teams (top 4 from A/B & top 4 from C)

Play - IN	Quarter Finals	Semi Finals	Finals	Champions
-----------	----------------	-------------	--------	-----------

LAURN has a ped day Oct. 27th - If in FINAL the game will be played on Wednesday, Nov. 1st

MACD has a ped day Oct. 20th - if in QF their game will be played on Monday, Oct. 23rd @ 3:30pm SF will stay as scheduled.

If a playin game is needed it will be Thursday, October 19th @ 3:30pm

	1 A/B - Lasalle Community Comp HS (home) - 4	
	P9 - Friday, October 20th - 3:30pm at Riverside Park	LCCHS (home) - 0
Villa Maria HS (Home) - 5		
Thursday, October 19th - 3:00pm - DH - SO at Villa Maria HS	4C - Villa Maria HS - 2	
		P33 - Tuesday,

Westmount HS - 4

October 24th -
3:30pm
at Riverside Park

3A/B - Lakeside Academy - 0

**Vincent
Massey
Collegiate- 2**

P10 - Friday, October 20th - **3:30pm - DH**
at Parc Marquette / Parc Louisianne / St-Laurent

VMC - 1

2C - Vincent Massey Collegiate (home) - 7

P55 - Thursday,
November 2nd -
3:30pm
at Vanier
College (Turf
Field)

**Vincent
Massey
Collegiate**
**Game MVP:
Michael
Poirieer**

2A/B - Royal Vale (home) - 1

P11 - Friday, October 20th - 3:30pm
at Royal Vale School Field

LJA - 3

3C - Laval Jr. Academy - 7

P34 - Tuesday,
October 24th -
3:30pm - **SO**
at LaurenHill Sr.
Campus

**LaurenHill
Academy
(home)-1**

4A/B - MacDonald HS - 0

P12 - Monday, October 23rd - 4:00pm
at LaurenHill Sr. Campus

LAURN - 4

1C - Lauren Hill Academy (home) - 10

Bantam Girls Division 1 - 5 teams (top 3)

Semi Finals

Finals

Champions

1st - Laval Jr. Academy (home) - 1

P61 - Saturday, October 28th - 9:30am
at Terra Cotta Soccer Field

St Thomas HS

3rd - St.Thomas HS - 3

**Game MVP:
Madeline Starr -
STT**

P45 - Wednesday, October 25th - **3:00pm - DH**

St Thomas HS - 2

at WWHS JR Campus Field

2nd - Westwood HS (home) - 0

Bantam Girls Division 2 - 8 teams (top 2 from each section)

Semi Finals

Finals

Champions

1A - Kuper Academy (home) - 9

P21 - Monday, October 23rd - 3:00pm - DH
at Parc des Benevoles

2B - Laval Junior Academy - 0

Kuper Academy (home) - 2

P53 - Thursday, October 26th - 3:00pm - DH
at Parc des Benevoles

Kuper Academy

Game MVP:

2A - West Island College - 4

P22 - Monday, October 23rd - 3:30pm
at Royal West Academy Field

West Island College - 1

1B - Royal West Academy (home) - 3

Bantam Girls Division 3 - 11 teams (top 2 from A & top 4 from B)

Quarter Finals

Semi Finals

Finals

Champions

1A - Macdonald HS (home) - 2

P35 - Tuesday, October 24th - 3:30pm
at John Abbott College

3B - John Paul 1st - 0

P5 - Thursday, October 19th - 4:00pm
at Parc Louisianne

MacDonald HS - 2

VMC - 0

2B - Vincent Massey Collegiate (home) - 7

P56 - Friday,
October 27th -
4:00pm
at Villa Maria HS

**MacDonald
HS**

**Game MVP:
Victoria
Palladini -**

2A - Lasalle Community HS (home) - 3

P6 - Thursday, October 19th - 3:30pm
at Riverside Park Field

4B - St. Geroges HS - 0

LCCHS - 1

P36 - Wednesday, October 25th - 3:30pm
at Villa Maria HS Field

**Villa Maria HS
(home) - 1**

1B Villa Maria HS (home) - 2

G.M.A.A. Soccer Standings 2017-2018

Oct 19, 17

9:20 AM

	<u>School</u>	<u>Games</u>	<u>Win</u>	<u>Loss</u>	<u>Tie</u>	<u>Points</u>
JB1A						
6	Pierrefonds Comp. High School	6	4	2	0	12
	John Rennie High School	6	3	1	2	11
	Kuper Academy	6	2	3	1	7
	Loyola High School	6	0	3	3	3
JB1B						
6	Laval Senior Academy	6	4	1	1	13
	Vincent Massey Collegiate	6	3	1	2	11
	Lester B Pearson HS	6	3	1	2	11
	College Notre Dame	6	2	2	2	8
	Laurier MacDonald HS	6	2	2	2	8
	Lower Canada College	6	2	3	1	7
	Royal West Academy	6	0	6	0	0
JB2A						
6	Lasalle Community Comp HS	6	5	1	0	15
	FACE High School	5	3	2	0	9
	LaurenHill Academy	5	2	1	2	8
	Selwyn House School	6	2	2	2	8
	Beaconsfield High School	6	2	3	1	7
	Rosemere High School	5	2	3	0	6
	Howard S Billings HS	5	0	4	1	1
JB3A						
6	MacDonald HS	6	6	0	0	18
	Lakeside Academy	6	3	3	0	9
	Beurling Academy	6	1	4	1	4
	West Island College	6	1	4	1	4
JB3B						
6	Westmount HS	6	5	0	1	16
	Marymount Academy	6	4	1	1	13
	College Regina Assumpta	6	3	1	2	11
	Herzliah High School	6	3	1	2	11
	John F Kennedy HS	6	2	4	0	6
	St Georges High School	6	1	5	0	3
	Centennial Academy	6	0	6	0	0
JG1A						
6	John Rennie High School	6	6	0	0	18
	Pierrefonds Comp. High School	6	5	1	0	15
	Kuper Academy	6	3	2	1	10
	College Sainte Anne	6	2	3	1	7
	St Thomas High School	6	1	3	2	5
	West Island College	6	1	5	0	3
	Beaconsfield High School	6	1	5	0	3
JG1B						
6	Vincent Massey Collegiate	6	4	0	2	14
	Villa Maria High School	6	4	2	0	12
	Sacred Heart School of Montreal	6	3	2	1	10
	Lower Canada College	6	3	2	1	10
	Laval Senior Academy Team 1	6	2	4	0	6
	Laval Senior Academy Team 2	6	1	2	3	6
	Laurier MacDonald HS	6	0	5	1	1
JG2A						

8	Royal West Academy	8	6	2	0	18
	Westwood High School	8	5	1	2	17
	Miss Edgars and Miss Cramps	8	3	3	2	11
	The Study School	8	2	4	2	8
	Howard S Billings HS	8	0	6	2	2
JG2B						
6	Rosemere High School	6	5	0	1	16
	Lasalle Community Comp HS	6	3	2	1	10
	LaurenHill Academy	6	2	4	0	6
	John F Kennedy HS	6	1	5	0	3
JG3A						
6	Lindsay Place HS	6	5	0	1	16
	MacDonald HS	6	4	1	1	13
	Kuper Academy	6	2	4	0	6
	Emmanuel Christian School	6	0	6	0	0
JG3B						
6	Kahnawake Survival School	6	5	1	0	15
	Beurling Academy	6	3	2	1	10
	Lakeside Academy	6	3	2	1	10
	Lower Canada College	6	0	6	0	0
JG3C						
6	Royal Vale School	6	4	2	0	12
	Westmount HS	6	3	1	2	11
	Trafalgar School for Girls	6	3	2	1	10
	St Georges High School	6	0	5	1	1
MB1A						
7	Loyola High School	7	5	2	0	15
	St Thomas High School	7	4	2	1	13
	Laval Senior Academy	6	3	3	0	9
MB1B						
7	Vincent Massey Collegiate	7	5	1	1	16
	Lester B Pearson HS	6	1	4	1	4
	Laurier MacDonald HS	7	0	6	1	1
MB2A						
6	Kuper Academy	6	4	2	0	12
	Royal West Academy	6	4	2	0	12
	Emmanuel Christian School	6	3	3	0	9
	Lower Canada College	6	1	5	0	3
MB2B						
6	Laval Senior Academy	6	5	1	0	15
	LaurenHill Academy	6	4	1	1	13
	Bialik HS	6	2	3	1	7
	Lasalle Community Comp HS	6	0	6	0	0
MB3A						
6	Rosemount High School	5	5	0	0	15
	FACE High School	5	3	1	1	10
	Selwyn House School	6	2	3	1	7
	John F Kennedy HS	6	0	6	0	0
MG2A						
6	Lower Canada College	6	4	1	1	13
	John Rennie High School	6	4	1	1	13
	Laval Senior Academy	6	4	1	1	13
	Sacred Heart School of Montreal	6	2	0	4	10
	Villa Maria High School Team 1	6	2	3	1	7
	Villa Maria High School Team 2	6	1	5	0	3
	Pierrefonds Comp. High School	6	0	6	0	0
MG3A						

6	Miss Edgars and Miss Cramps	6	6	0	0	18
	Rosemount High School	6	3	3	0	9
	Bialik HS	6	2	4	0	6
	The Study School	6	1	5	0	3
BB1A						
6	Vincent Massey Collegiate	6	6	0	0	18
	Loyola High School	6	5	1	0	15
	Laval Junior Academy	6	4	2	0	12
	St Thomas High School	6	3	3	0	9
	John Paul 1 HS	6	2	4	0	6
	Pierrefonds Comp. High School	6	0	5	1	1
	John Rennie High School	6	0	5	1	1
BB2A						
6	Westwood High School	6	5	1	0	15
	Beaconsfield High School	6	5	1	0	15
	MacDonald HS	6	4	2	0	12
	West Island College	6	3	3	0	9
	Selwyn House School (Team 1)	6	2	4	0	6
	Kuper Academy	6	1	4	1	4
	Howard S Billings HS	6	0	5	1	1
BB2B						
6	Royal West Academy	6	4	1	1	13
	Lower Canada College	6	2	1	3	9
	Selwyn House School (Team 2)	6	2	4	0	6
	Loyola High School	6	1	3	2	5
BB3A						
7	Lakeside Academy	7	5	2	0	15
	MacDonald HS	7	2	4	1	7
	Kuper Academy	7	0	7	0	0
BB3B						
7	Lasalle Community Comp HS	6	6	0	0	18
	Royal Vale School	7	5	2	0	15
	Lower Canada College	7	1	5	1	4
BB3C						
6	LaurenHill Academy	6	6	0	0	18
	Vincent Massey Collegiate	5	4	1	0	12
	Laval Junior Academy	6	4	2	0	12
	Villa Maria High School	6	2	3	1	7
	Westmount HS	6	2	3	1	7
	Bialik HS	6	1	5	0	3
	Centennial Academy	5	0	5	0	0
BG1A						
8	Laval Junior Academy	8	4	1	3	15
	Westwood High School	8	4	1	3	15
	St Thomas High School	8	4	3	1	13
	Vincent Massey Collegiate	8	3	2	3	12
	Villa Maria High School	8	0	8	0	0
BG2A						
6	Kuper Academy	6	5	1	0	15
	West Island College	6	4	1	1	13
	Beaconsfield High School	6	2	4	0	6
	Howard S Billings HS	6	0	5	1	1
BG2B						
6	Royal West Academy	6	6	0	0	18
	Laval Junior Academy	6	4	2	0	12
	Lower Canada College	6	2	4	0	6
	Sacred Heart School of Montreal	6	0	6	0	0

BG3A

6	MacDonald HS	6	5	0	1	16
	Lasalle Community Comp HS	6	4	2	0	12
	Lakeside Academy	6	2	3	1	7
	Lower Canada College	6	0	6	0	0

BG3B

6	Villa Maria High School	6	6	0	0	18
	Vincent Massey Collegiate	6	4	2	0	12
	John Paul 1 HS	6	3	2	1	10
	St Georges High School	6	3	2	1	10
	FACE High School	5	1	4	0	3
	The Study School	6	1	5	0	3
	Bialik HS	5	0	3	2	2

G.M.A.A. Softball Playoffs 2017-2018

15/11/2017 14:33

Red - Tentative

Black - Confirmed

Juvenile Girls Div 1- 6 teams (top 4)		
Semi Final	Final	Champions
HSBHS-1st - 18	HSBHS (home) - 16	Howard S Billings HS Game MVP: Sarah Jacobs
P1- Wednesday October 25th-3:30pm at Bonneau Park		
BHS-4th - 4	P5-Wednesday Nov. 8th -2:30pm at Bonneau Park	
JRHS-2nd - 17		
P2-Wednesday Oct. 25th -3:30pm at Cedar Park	JRHS - 8	
STT-3rd - 6		

Juvenile Boys Div 1- All make playoffs		
Semi Finals	Finals	Champions
<p>STG has a PED Day on the 23rd Will be scheduled the 19th or 25th</p>		
PCHS- 1st - 11	PCHS (home) - 10	Pierrefonds Comprehensive HS SHANE FLEMING - PCHS
P3-Monday Oct. 23rd-3:45pm at PCHS		
BHS- 4th - 5	P6-Tuesday Oct 31st -3:30pm at PCHS	
STG-2nd - 13		
P4-Wednesday Oct. 25 th -3:15pm at Hampstead Park	STG - 4	
LAURN-3rd - 6		

Oct: 19/17

8:57 AM

GMAA Softball Standings 2017-2018

School	Games	Win	Loss	Tie	Points
Juvenile Girls "1A"					
Howard S Billings HS	5	5	0	0	10
John Rennie High School	5	4	1	0	8
St Thomas High School	5	3	2	0	6
Beaconsfield High School	5	2	3	0	4
Pierrefonds Comprehensive HS	5	1	4	0	2
MacDonald High School	5	0	5	0	0
Juvenile Boys "1A"					
Pierrefonds Comprehensive HS	3	3	0	0	6
St George's School	3	2	1	0	4
LaurenHill Academy	3	1	2	0	2
Beaconsfield High School	3	0	3	0	0
Howard S Billings HS	0	0	0	0	0
	21				

G.M.A.A. Volleyball Playoffs 2017-2018

Juvenile Boys Division 1 (8 Teams - Top 2 in each section make it)

Semi Final	Final	Champions
1A- MACD - 2		
P8-Tuesday, Oct. 31st- 3:00 at Loyola High School (Same Location as BB1 & MB1)	MACD- 1A (home team)-2	
WHS-2B - 0		Macdonald HS
	P40- Saturday, Nov. 4th- 11:30 at John Abbott College (Gym 1)	MVP: Josh Besner
LMAC-1B - 0		
P9-Tuesday, Oct. 31st- 4:30 at Loyola High School (Same Location as BB1 & MB1)	JRHS-2A -0	
JRHS-2A - 2		

Juvenile Boys Division 3 (4 Teams - Top 3 in each section make it)

Semi Final	Final	Champions
	LAURN- 1st-2	
BHS-2nd-2	P24- Thursday Nov. 2nd-4:30 at Lauren Hill Sr.	LaurenHill Academy
P-23Thursday Nov. 2nd-3:45 at LaurenHill Sr.	BHS-2nd-0	MVP:
LA- 3rd-0		

Juvenile Girls Division 1 (7 Teams - Top 4 make it)

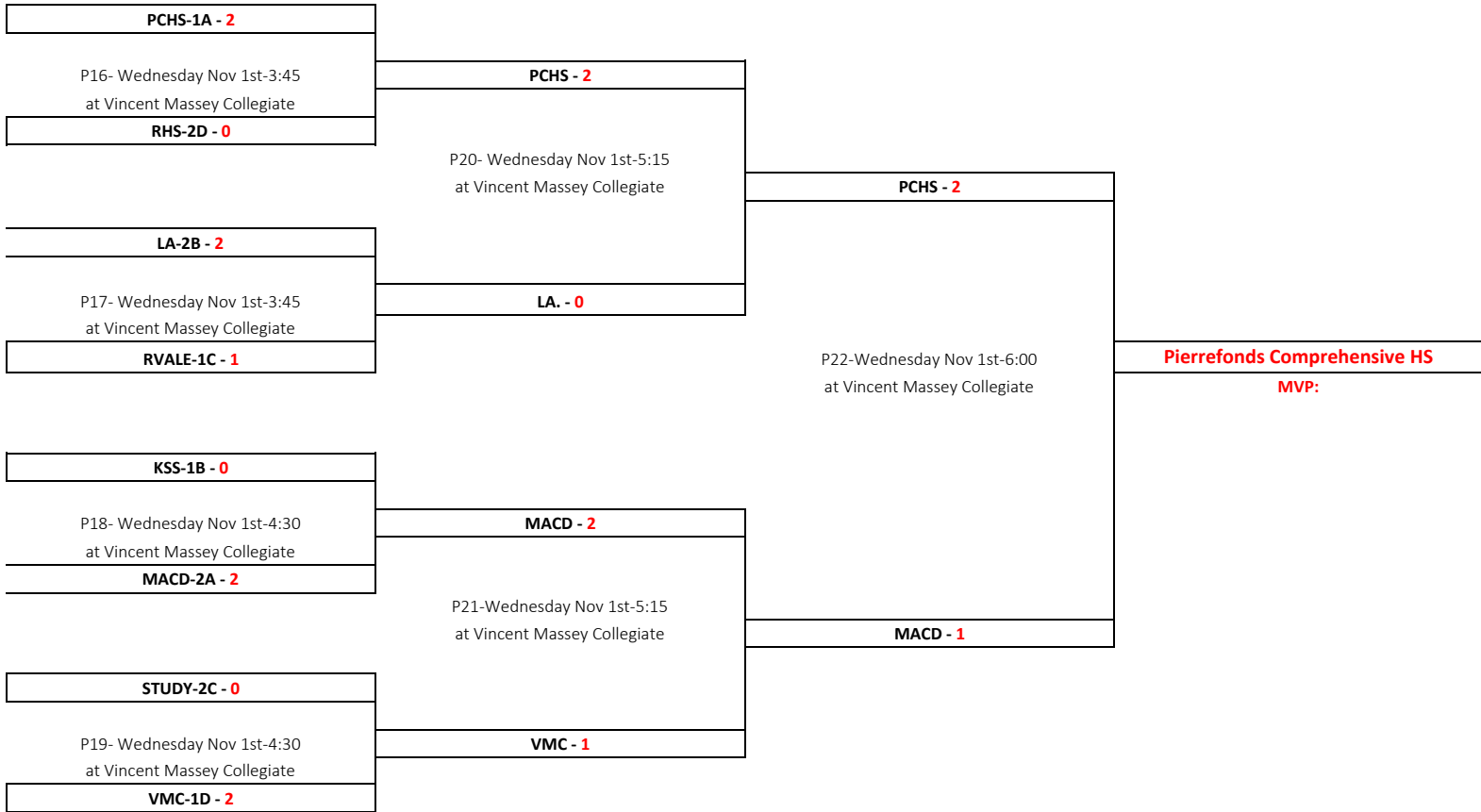
Semi Final	Final	Champions
VILLA-1st - 2		
P12-Wednesday, Nov 1st-4:30 at Villa Maria HS (Same Location as MG1)	VILLA (home team)-1	
ECS-4th - 0		Royal West Academy
	P41-Saturday, Nov. 4th- 11:00 at John Abbott College (Gym 3)	MVP: Alexa K.
ROYAL-2nd - 2		
P13- Wednesday, Nov 1st-4:30 at Villa Maria HS (Same Location as MG1)	ROYAL-2	

BHS-3rd - 0

Juvenile Girls Division 3 (19 Teams - Top 2 in each section make it)

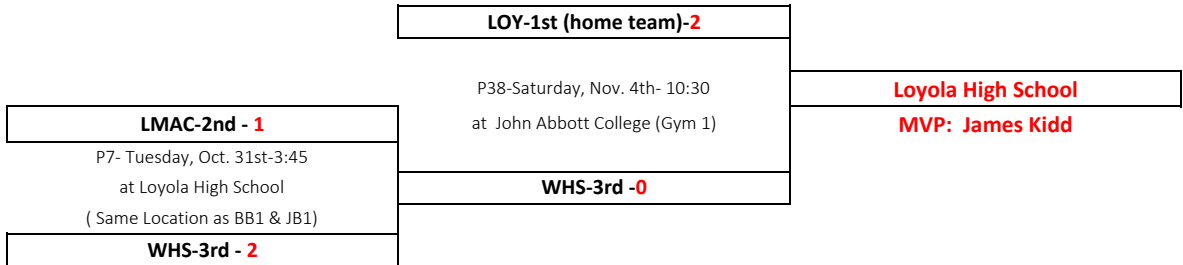
Quarter Final	Semi Final	Final	Champions
---------------	------------	-------	-----------

****WIC has a PED DAY Nov 1st** may be moved to Friday Nov 3rd**



Midget Boys Division 1 (4 Teams - Top 3 make it)

Semi Final	Final	Champions
------------	-------	-----------



Midget Girls Division 1 (12 Teams - Top 2 in each section make it)

Quarter Final	Semi Final	Final	Champions
---------------	------------	-------	-----------

****Playoff Rule #1 - 1st place and 2nd place from the same section cannot meet until the finals**

Seed 1 - 1st 1st place - ROYAL2 - 22 points

Seed 2 - 2nd 1st place - JRHS - 21 points

ROYAL 2 cannot meet VILLA1 until the finals

JRHS cannot meet WWHS until the finals

Seed 3 - 3rd 1st place - VILLA2 - 20 points

VILLA2 cannot meet LCC until the finals

Seed 4 - 1st 2nd place - VILLA1 - 18 points (8 wins)

Seed 5 - 2nd 2nd place - WWHS - 18 points (7 wins)

Seed 6 - 3rd 2nd place - LCC - 13 points

ROYAL 2-1st (1st 1st) - 2			
P14-Wednesday, Nov 1st-5:15 at Villa Maria HS (Same Location as JG1)			
WWHS - 0			
LCC-6th (3rd 2nd) - 1		ROYAL 2 (home team)-2	
P10- Wednesday, Nov 1st-3:45 at Villa Maria HS (Same Location as JG1)			
WWHS- 5th (2nd 2nd) - 2		P39-Saturday, Nov. 4th- 10:00 at John Abbott College (Gym 3)	Royal West Academy MVP: Jenna Del Paggio
JRHS- 2nd (2nd 1st) - 0			
P15- Wednesday, Nov 1st-5:15 at Villa Maria HS (Same Location as JG1)			
VILLA 2 - 2			
VILLA 2-3rd (3rd 1st) - 2		VILLA 2-0	
P11- Wednesday, Nov 1st-3:45 at Villa Maria HS (Same Location as JG1)			
VILLA 1- 4th (1st 2nd) - 0			

Midget Girls Division 3 (10 Teams - Top 3 in each section make it)

Quarter Final	Semi Final	Final	Champions
	1A-LCCHS-0		
	P27- Thursday Nov 2nd-4:30 pm at Rosemount HS		
2B-RVALE-1		3A-PCHS-1	
P25-Thursday Nov 2nd-3:45 pm at Rosemount HS			
3A-PCHS-2	3A-PCHS-2	P29-Thursday Nov 2nd-5:15 pm at Rosemount HS	Howard S. Billings High School MVP: Brianna Bobadilla-Blenman
	1B-RHS-0		
	P28- Thursday Nov 2nd-4:30 pm at Rosemount HS		
2A-HSBHS-2		2A- HSBHS-2	
P26-Thursday Nov 2nd-3:45 pm at Rosemount HS			
3B-STUDY-0	2A-HSBHS-2		

Bantam Boys Division 1 (5 Teams - Top 4 make it)

Semi Final	Final	Champions
LOY-1st - 2		
P5- Tuesday, Oct. 31st- 3:45 at Loyola High School (Same Location as MB1 & JB1)		
	LOY-1st (home team)-2	

WIC-4th - 1	P37-Saturday, Nov. 4th- 9:30 at John Abbott College (Gym 1)	Loyola High School
VMC-2nd - 2		MVP: Philip Rondina
P6- Tuesday, Oct. 31st- 3:00 at Loyola High School (Same Location as MB1 & JB1)		VMC-2nd-0
MACD-3rd - 0		

Bantam Girls Division 1 (9 teams - top 3 in each section make it)

Quarter Final	Semi Final	Final	Champions
	WIC -1A - 0		
	P3- Tuesday Oct 31st-3:45 at Villa Maria HS		
ECS-2B - 2	ECS-2B - 2	ECS-2B-1	
P1- Tuesday Oct 31st-3:00 at Villa Maria HS			
JRHS-3A - 0			
		P36- Saturday, Nov. 4th- 9:00 at John Abbott College (Gym 3)	Villa Maria High School MVP: Yasmine Divangani
	VILLA 2-1B - 2		
	P4- Tuesday Oct 31st-3:45 at Villa Maria HS		
WWHS-2A - 0	VILLA2-1B (home team)-2		
P2- Tuesday Oct 31st-3:00 at Villa Maria HS			
ROYAL-3B - 2	ROYAL-3B - 1		

Bantam Girls Division 3 (9 teams - top 3 in each section make it)

Quarter Final	Semi Final	Final	Champions
	1A-LA - 0		
	P33-Friday Nov 3rd-4:30pm at Vincent Massey Collegiate		
2B-JP1 - 0	HSBHS - 2		
P31-Friday Nov 3rd-3:45pm at Vincent Massey Collegiate			
3A-HSBHS - 2		P35- Friday Nov 3rd-5:15pm at Vincent Massey Collegiate	Howard S. Billings HS MVP: Carly-Ann Dziejewicz
	1B-VMC - 2		
	P34- Friday Nov 3rd-4:30pm at Vincent Massey Collegiate		
2A-MACD - 2	VMC - 0		
P32- Friday Nov 3rd-3:45pm	MACD - 1		

at Vincent Massey Collegiate

3B-TRAF - 0

Volleyball Standings 2017-2018

31-Oct-17

10:04:55 AM

	School	Games	Win	Loss	Tie	Points
JB1A						
12	MacDonald High School	12	11	0	1	23
	John Rennie High School	12	5	3	4	14
	West Island College	12	3	5	4	10
	St Thomas High School	12	0	11	1	1
JB1B						
12	Laurier MacDonald High School	12	6	0	6	18
	Westmount High School	12	2	1	9	13
	Loyola High School	12	3	4	5	11
	Royal West Academy	12	1	7	4	6
JB3A						
12	LaurenHill Academy	12	4	1	7	15
	Beaconsfield High School	12	3	1	8	14
	Lakeside Academy	12	3	5	4	10
	Rosemount High School	12	2	5	5	9
JG1A						
12	Villa Maria High School	12	11	0	1	23
	Royal West Academy	12	9	1	2	20
	Beaconsfield High School	12	4	5	3	11
	ECS	12	3	6	3	9
	Westwood High School	12	2	5	5	9
	Lower Canada College	12	3	7	2	8
	Sacred Heart School	12	1	9	2	4
JG3A						
12	Pierrefonds Comp High School	12	9	1	2	20
	MacDonald High School	12	7	1	4	18
	West Island College	12	7	3	2	16
	Riverdale High School	12	2	9	1	5
	Lindsay Place High School	12	0	11	1	1
JG3B						
12	Kahnawake Survival School	12	6	1	5	17
	Lakeside Academy	12	3	3	6	12
	Lasalle Community Comp High School	12	1	3	8	10
	Howard S Billings High School	12	2	5	5	9
JG3C						
12	Royal Vale School	12	7	1	4	18
	The Study	12	6	2	4	16
	Marymount Academy	12	6	3	3	15
	Westmount High School	12	2	5	5	9
	Trafalgar School	12	0	10	2	2
JG3D						
12	Vincent Massey Collegiate	12	9	0	3	21
	Rosemount High School	12	6	2	4	16
	Laurier MacDonald High School	12	5	1	6	16
	FACE High School	12	1	9	2	4
	LaurenHill Academy	12	1	10	1	3
MB1A						
12	Loyola High School (Team 1)	12	9	0	3	21
	Laurier MacDonald High School	12	5	4	3	13
	Westmount High School	12	5	5	2	12

	Loyola High School (Team 2)	12	0	10	2	2
MG1A						
12	John Rennie High School	12	9	0	3	21
	Westwood High School	12	7	1	4	18
	Beaconsfield High School	12	2	7	3	7
	St Thomas High School	12	0	10	2	2
MG1B						
12	Villa Maria High School (Team 2)	12	8	0	4	20
	Lower Canada College	12	3	2	7	13
	Royal West Academy (Team 1)	12	4	4	4	12
	Sacred Heart School	12	0	9	3	3
MG1C						
12	Royal West Academy (Team 2)	12	10	0	2	22
	Villa Maria High School (Team 1)	12	8	2	2	18
	ECS	12	1	9	2	4
	Vincent Massey Collegiate	12	1	9	2	4
MG3A						
12	Lasalle Community Comp High School	12	9	0	3	21
	Howard S Billings High School	12	6	2	4	16
	Pierrefonds Comp High School	12	3	4	5	11
	MacDonald High School	12	3	6	3	9
	LaurenHill Academy	12	1	10	1	3
MG3B						
12	Rosemount High School	12	10	1	1	21
	Royal Vale School	12	5	4	3	13
	The Study	12	4	4	4	12
	Laurier MacDonald High School	12	3	6	3	9
	Westmount High School	12	2	9	1	5
BB1A						
12	Loyola High School	12	6	0	6	18
	Vincent Massey Collegiate	12	3	3	6	12
	MacDonald High School	12	3	4	5	11
	West Island College	12	1	3	8	10
	John Paul 1 High School	12	2	5	5	9
BG1A						
12	West Island College	12	6	0	6	18
	Westwood High School	12	6	2	4	16
	John Rennie High School	12	1	2	9	11
	St Thomas High School	12	1	3	8	10
	Villa Maria High School (Team 1)	12	0	7	5	5
BG1B						
12	Villa Maria High School (Team 2)	12	11	1	0	22
	ECS	12	7	3	2	16
	Royal West Academy	12	7	4	1	15
	Lower Canada College	12	3	8	1	7
	Sacred Heart School	12	0	12	0	0
BG3A						
12	Lakeside Academy	12	8	1	3	19
	MacDonald High School	12	7	2	3	17
	Howard S Billings High School	12	6	1	5	17
	Pierrefonds Comp High School	12	2	9	1	5
	Riverdale High School	12	1	11	0	2
BG3B						
12	Vincent Massey Collegiate	12	11	1	0	22
	John Paul 1 High School	12	5	3	4	14
	Trafalgar High School	12	2	6	4	8
	LaurenHill Academy	12	0	8	4	4

Bantam Girls Results - 2017 - 3km

Place	First Name	Last Name	School	Bib #	Time
1	Cameron	Sears	HSBHS	456	11.35
2	Kaitlyn	Stanojlovic	JRHS	477	11.39
3	Sarah	Fulton-Kennedy	STT	559	11.52
4	Maggie	Robertson	STT	561	11.55
5	Katherine	Galli	VILLA	583	11.56
6	Zoe	Shaw	WHS	611	12.17
7	Mirrah	Taylor	LA.	496	12.21
8	Beatrice	Ivanovici	STUDY	565	12.22
9	Emma	Nardelli	JP1	471	12.28
10	Jessica	Hyland	LCC.	500	12.39
11	Ciara	Ortega	LCC.	501	12.45
12	Chelsea	Morris	ROYAL	537	12.50
13	Cassiana	Silva Young	ROYAL	544	12.55
14	Indra	Molins	ROYAL	536	12.59
15	Skye	Paoloni	HSBHS	453	13.01
16					13.02
17	Mathilde	Charron	FACE	422	13.14
18	Holly	Cameron	ROYAL	518	13.19
19	Alyssa	Froget	BHS	406	13.20
20	Ashley	Froget	BHS	407	13.21
21	Sonja	Polkki	ROYAL	540	13.22
22	Maya	Alle-Ando	ROYAL	511	13.27
23	Erin	Oswald	WWHS	619	13.28
24	Abigail	Johnson	ROYAL	533	13.29
25	Noee	Spiegel	STG	557	13.32
26	Elizabeth	Deegan	STG	555	13.33
27	Leyla	Assabghy	STUDY	562	13.38
28	Leah	Anson	ROYAL	513	13.43
29	Jade	Henerson	ROYAL	528	13.44
30	Bonnie	Zachary	KUPER	489	13.49
31	Madison	Devdes	PCHS	510	13.50
32	Dora	Colangelo	HSBHS	449	13.51
33	Russia	macphee-Gardner	ROYAL	534	13.52
34	Chloe	Wagner	WWHS	620	13.53
35	Emma	Martel	HSBHS	451	14.01
36	Kiara	Fania	LAURN	498	14.02
37	Mia	Meloche	HSBHS	452	14.03
38	Lauren	Hadrei	VILLA	584	14.08
39	Layla	Michel	FACE	436	14.09
40	Sarah	Graham	TRAF	569	14.10
41	Alyssia	Roy-Bolideau	FACE	440	14.11
42	Zenia	Ichkhan	ROYAL	532	14.14
43	Izalie	Proulx	HSBHS	455	14.15
44	Guya	Abou Nader	VILLA	572	14.16
45	Olivia	Ikin	MACD	503	14.29
46	Amelia	Zoccolillo	VILLA	595	14.30
47	Alice	Vandewynckele	VILLA	593	14.31
48	Lauren	Lay	LAURN	499	14.35
49	Iona	Derche	VILLA	578	14.43
50	Alexandra	Floyd	VILLA	581	14.49
51	Chloe	Petrin	LA.	495	14.51

52	Alexia	Discenza	VILLA	579	14.53
53	Vivian	Tran	JP1	474	14.55
54	Emma	Evans	HZHS	461	14.57
55	Colleen	Kilby	WWHS	616	14.59
56	Lindsay	Tam	ROYAL	546	15.00
57	Aislin	Costa	LAURN	497	15.02
58	Reese	Wereley	SHSM	554	15.05
59	Jane	Babiak-Abrey	ROYAL	515	15.06
60	Rani	Efrosinis	BHS	405	15.07
61	Marion	Bielza	VILLA	574	15.08
62					15.12
63	Diane	Park	FACE	438	15.13
64	Erica	LePage	WWHS	617	15.18
65	Liana	Farina	JP1	469	15.19
66	Rhea	Cimino	SHSM	552	15.23
67	Zoe	Frayret	VILLA	582	15.24
68	Regan	Cornford	HSBHS	450	15.25
69	Mara	Mastrocola	SHSM	553	15.26
70	Lola	Raimbert	ROYAL	541	15.39
71	Juliana	Gelber	HZHS	462	15.40
72	Emma	Halliday	ROYAL	527	15.41
73	Frederique	Carbonneau	RVALE	548	15.42
74	Theo	Lagden	WIC	614	15.43
75	Maxine	Visenti	FACE	446	5.49
76	Livia	Gagliano	JP1	470	15.58
77	Megan	Hazan	BIAL	410	16.00
78	Charlotte	Frey	ROYAL	524	16.09
79	Penelope	Johansen	LA.	493	16.10
80	Vaishnavi	Selvan	WHS	610	16.11
81	Kauralie	Menard	WWHS	618	16.16
82	Lauren	Salo	BHS	408	16.17
83	Lyla	Edwards	FACE	426	16.29
84	Zoé	Solo	FACE	444	16.33
85	Zoé	Rivest	FACE	439	16.34
86	Angelica	Capua	LA.	490	16.38
87	Addison	Hubert	ROYAL	531	16.39
88	Isabella	Di Buono	JP1	467	16.40
89					16.41
90	Natasha	Grdner	ROYAL	525	16.47
91	Helena	Senecal	ROYAL	543	16.48
92	Nina	Barry	ROYAL	516	16.51
93	Julia	Filacchione	VMC	601	17.04
94	Faatimah	Douglas-Carreiro	BA	402	17.05
95	Maeve	Bohle	ROYAL	517	17.19
96	Sequoia	Hopkins	ROYAL	530	17.20
97	Elisabeth	Hipfner	ROYAL	529	17.32
98	Clara	Frey	ROYAL	523	17.33
99	Vivian	Naccarello	VMC	604	17.40
100	Lily	Gregory	ROYAL	526	17.42
101	Beatrice	Calabrese	VMC	597	17.43
102	Dana	Boretsky	HZHS	459	17.44
103	Rhea	Dixon Brown	TRAF	568	17.47
104	Mali	Mbatika	FACE	435	18.01
105	Alyssa	Moule	MACD	504	18.14

106	Emma	Alcorn	TRAF	566	18.15
107	Lauren	Chaput	KUPER	484	18.16
107	Mahalia	Kis-Ariwei	JRHS	476	18.18
108	Savannah	Stacey	KUPER	488	18.22
109	Kai	Emenau	STUDY	564	18.30
109	Jasmine	Kaldi	JRHS	475	18.31
110	Samantha	De Luca	LA.	492	18.33
111					18.34
112	Simona	Cognata	TRAF	567	18.39
113					18.46
114	Ella	Suhl	ROYAL	545	18.47
115	Alice	Platt	VILLA	589	18.48
116	Geneviève	Dumas	FACE	425	18.54
117	Chloe	Sheperd	FACE	442	19.00
118	Meredith	Farkas	ROYAL	522	19.01
119	Lucia	Taylor-De Leon	ROYAL	547	19.02
120	Lujayn	Dhaoui	FACE	424	19.03
121	Vega	Claret	FACE	423	19.04
122	Marina	Ambellidis-Gazis	ROYAL	512	19.05
123	Hannah	Salkovitz	STG	556	19.06
124	Lauren	Dolon	WHS	608	19.11
125	Angeline	Gravel	VMC	602	19.14
126	Christina	Mourelatos	KUPER	487	19.15
127	Kaksa	Deer	KUPER	485	19.16
128	Autumn	Chartier	LA.	491	19.25
129	Gabriela	H-Rosales	WWHS	615	19.26
130	Victoria	Palladini	MACD	505	19.27
131					19.28
132	Elysia	Coachie	VILLA	575	19.42
133	Gabriella	Monticciolo	VILLA	588	19.57
134	Nina	Clifford	ROYAL	519	19.58
135	Charlotte	O'Hare	TRAF	571	20.00
136	Stella	Newton	ROYAL	538	20.17
137	Trinity	Marcon	ROYAL	535	20.22
138	Simin	Dadras	ROYAL	520	20.24
139	Arianne	Bergeron	FACE	419	20.33
140	Amy	Nguyen	JP1	472	20.35
141	Sarina	Cohen	STUDY	563	21.05
142	Kayla Di	Trolio	MACD	506	21.06
143	Sierra	Dubrovsky	WIC	612	21.07
144	Leonie	Arsenault	VILLA	573	21.29
145	Erika	Graziano	WIC	613	21.47
146	Emily	Donati-Toth	VMC	598	21.59
147	Emmanuelle	Solo	FACE	443	22.03
148	Mary	Nudo	MMA	507	22.06
149	Stefania	Zambardi	VMC	607	22.09
150	Kiana	Dufour	VMC	599	22.12
151	Annaze	Potrin Skog	HSBHS	454	22.34
152	Abigail	Spurling	HSBHS	457	22.36
153	Urania	Joseph	FACE	430	22.45
154	Willa	Jones	FACE	429	22.47
155	juliette	Neveu	FACE	437	22.59
156					23.15
157	Melina	Aravabtinis	ROYAL	514	23.36

158	Eliana	Remtulla	ROYAL	542	23.38
159	Serena	Dupuis	MACD	502	23.48
160	Alexandra	Demeter	ROYAL	521	24.32
161	Krissia	Cruikshank	BA	401	24.34
162	Taliyah	Jones	BA	403	26.25
dnf	Elodie	Moreau	FACE	621	
scr	Alicia	Sayers	BA	404	
scr	Hannah	Abdo	BIAL	409	
scr	Daria	Adamakakis	ECS	411	
scr	Natasha	Deichman	ECS	412	
scr	Josephine	Greenhill	ECS	413	
scr	Kayla	Salvati	ECS	414	
scr	Sangetta	Vidyarathi	ECS	415	
scr	Cézanne	Aguilar Gagné	FACE	416	
scr	Elie	Allard	FACE	417	
scr	Tala	Bazzara	FACE	418	
scr	Sydney	Bishop	FACE	420	
scr	Émie	Bussière	FACE	421	
scr	Melissa Lorena	Gallardo-Castro	FACE	427	
scr	Tea	Hodgson	FACE	428	
scr	Fanon	Kuyek	FACE	431	
scr	Dalila	Leblay	FACE	432	
scr	Sydney	MacDonald	FACE	433	
scr	Emma	Maynard-Steele	FACE	434	
scr	Éva	Russel-Magill	FACE	441	
scr	Maelle	Tremblay	FACE	445	
scr	Nasima	Ali	HSBHS	447	
scr	Olivia	Cantley	HSBHS	448	
scr	Leah	Bloom	HZHS	458	
scr	Elsa	Dahan	HZHS	460	
scr	Sarah	Jacobson	HZHS	463	
scr	Rebecca	Marciano	HZHS	464	
scr	Kayla	Crescenza	JP1	465	
scr	Juliana	Cuello	JP1	466	
scr	Julia	Di Placido	JP1	468	
scr	Giulia	Nobile	JP1	473	
scr	Mehnu	Mahapantuna	KUPER	486	
scr	Melody	Michaud	LA.	494	
scr	Tanya	Arsenault	PCHS	508	
scr	Stefanie	Deschamps	PCHS	509	
scr	Evianne	Pimentel Roper	ROYAL	539	
scr	Naaima	Shoham	RVALE	549	
scr	Ravyn	Spencer	RVALE	550	
scr	Pariss	Wani	RVALE	551	
scr	Caitlin	Fulton-Kennedy	STT	558	
scr	Dylan	Gaffney	STT	560	
scr	Anabel	Klein	TRAF	570	
scr	Bianca	D'Aniello	VILLA	576	
scr	Margot	Day	VILLA	577	
scr	Lucy	Dore	VILLA	580	
scr	Eleni	Haralambrides	VILLA	585	
scr	Na Yeong	Kwon	VILLA	586	
scr	Sara	Marcantonio	VILLA	587	
scr	Andreana	Rassias	VILLA	590	

scr	Loulou	Roy	VILLA	591
scr	Katarina	Schroeter	VILLA	592
scr	Shanelle	White Laroche	VILLA	594
scr	Samantha	Antico-Neves	VMC	596
scr	Valerie	Duguay-Dussault	VMC	600
scr	Alessandra	Marcelli	VMC	603
scr	Alycia	Sabelli	VMC	605
scr	Alessia	Spiliak	VMC	606
scr	Charlotte	Harrison	WHS	609

Bantam Boys - 2017 - 3km

Place	First Name	Last Name	School	Bib #	Time
1	Charles	Price	LOY	493	10.14
2	Justin	Clerk	WHS	559	10.19
3	Michael Zénon	Reiss	FACE	420	10.39
4	James	Sawn	SELW	531	10.43
5	Jacob	Covington	ROYAL	514	10.47
6	Dylan	Trankus-Monroe	LOY	496	11.09
7	Raffaele	Nelli	ROYAL	525	11.11
8	Jack	Garxenaj	ROYAL	516	11.15
9	Tobias	Grether-Murray	FACE	414	11.16
10	Alexander	Kalaganis	ROYAL	518	11.25
11	Lucas	Pelchat	FACE	419	11.26
12	Nathan	Fitz-Patrick	HSBHS	426	11.36
13	Eric	Nyhus	STT	537	11.38
14	Timothy	Aversa	HSBHS	424	11.47
15	Connor	Marowits	VILLA	542	11.50
16	Jesse	Amar	ROYAL	508	12.00
17	Louis-Philip	Menard	CPI	406	12.02
18	Gavin	Gravel-Switzman	ROYAL	517	12.04
19	Anthony	Zambito	VMC	557	12.13
20	Brendon	Tremblay	VMC	556	12.14
21	Alonzo	Persad	WHS	562	12.15
22	Alessandro	Paparo	LOY	492	12.16
23	Sukee	Wang	VILLA	547	12.17
24	Alejandro	Sotelotapias	LOY	495	12.18
25	Luc	Boulch	LOY	486	12.19
26	Sam	Morra	LA.	473	12.20
27	Oliver	Gabrieri	FACE	412	12.21
28	Simon	Leclaire-Sanz	STG	533	12.23
29	Yael	Garcia Vargas	FACE	413	12.28
30	Patrick	Fournier	LOY	490	12.31
31	Harry	Marsh	WIC	568	12.37
32	Luca	Polletta	JP1	446	12.44
33	Henrique	Etrusco	LAURN	476	12.46
34	Trent	Deschamps-Conner	ROYAL	515	12.49
35	Joseph	Wang	FACE	584	12.52
36					12.55
37	Liam	Perreault	HSBHS	430	12.57
38	Sheldon	Maxwell	HSBHS	428	12.58
39	William	Bernardi	KELLS	453	13.00

40	Matteo	Polito	ROYAL	527	13.08
41	Thomas	Arcaro	VMC	549	13.10
42	Lev	Wexler	HZHS	433	13.11
43	Sebastian	Valasek	LOY	497	13.12
44	Alvaro	Rubio	LOY	494	13.14
45	Alexis	Coallier	FACE	410	13.17
46	Loic	Drolet	VILLA	539	13.18
47	Spencer	Seguin	LAURN	479	13.20
48	Lex	Sutton	LA.	474	13.21
49	Adrian	Porello	JP1	447	13.25
50	Scott	Svendsen	LAURN	480	13.26
51	Vincent	Mastroberardino	JP1	442	13.28
52	Noah	Fisher	WIC	567	13.29
53	Larry	wong	JP1	452	13.32
54	Ty	Clarke	LOY	489	13.33
55	Gabriel	Maute	FACE	418	13.37
56	Eladio	Da Costa-Zak	LPHS	498	13.39
57	Alex	Cuffey	HSBHS	425	13.42
58	Luca	Massari	MACD	504	13.43
59	Simon	D'Addorio	LBPHS	481	13.46
60	William	Adoranti	WIC	565	13.48
61	Michael	Lombardi	JP1	440	13.49
62	Liam	Savaria Colle	LAURN	478	13.50
63	Thomas	Mathieu	VILLA	543	13.57
64	Alessandro	Oazaanis	LBPHS	483	14.02
65	Alexander	Abi Habid	KUPER	464	14.05
66	Phoenix	Boyd	ROYAL	511	14.06
67	Daniel	Vecchio	JP1	451	14.18
68	Matthew	Kalsampas	LAURN	475	14.21
69	Diego	Arriaga	ROYAL	509	14.22
70	Nabil	Asid	FACE	409	14.32
71	Michael	Sacchetti	JP1	450	14.35
72	Felix	Kolmaga	ROYAL	519	14.42
73	Jaden	Hill	WWHS	575	14.45
74	Trevor	Simpson	HSBHS	432	14.46
75	Paul	Prendergast	LOY	485	14.49
76	Josef-Anthony	Petitti	JP1	444	14.53
77	Joshua	Collet	WWHS	574	14.55
78	Joel	Gossou	CPI	405	14.56
79	Thomas	Coady	ROYAL	513	14.57
80	Tillman	Smith	WWHS	581	14.58
81	Andrew	Phillips	WWHS	571	14.59
82	Austin	Brown	WWHS	570	15.02
83	Christoph	Michaud	WWHS	576	15.03
84	Raner	Deer	KELLS	454	15.04
85	Dominic	Mancini	LBPHS	482	15.07
86	Sasha	Sebe	WHS	564	15.09
87	Lucas	Montzenigos	ROYAL	522	15.13
88	Gabriel	Gallant	MACD	501	15.15
89	Jason	Aceto	MACD	500	15.16
90	Miles	Poplaw	WHS	563	15.19
91	Joey	Lehman	MACD	503	15.22
92	Logan	Chevrier	WWHS	573	15.25
93	Noah	Denis	WIC	566	15.32

94	Brayden	mcCallum	HSBHS	429	15.33
94	Alexander	Laszuk	MACD	502	15.34
95	Edem	Klousseh	KELLS	455	15.35
96	Gabriel	Viau	WWHS	582	15.40
97	Peter	Buddle	WWHS	572	15.46
98	Arjan	Malhotra	KUPER	467	15.49
99					15.50
100	Lucas	Pepe	KELLS	457	15.59
101	Alessio	Allevato	JP1	434	16.00
102					16.23
103	Tyler	Motamedi	LPHS	499	16.24
104					16.25
105	Dimitrios	Retsinas	ROYAL	529	16.28
106	Daniel	Coady	ROYAL	512	16.29
107	Tony	Xu	KELLS	583	16.32
108	Carter	Provost	HSBHS	431	16.52
108	Thomas	Roos	ROYAL	528	16.59
108	Hayden	Lebel-Latler	LA.	470	17.00
109	Amir	Saadati	KUPER	468	17.12
110	Brandon	Mucci	ROYAL	523	17.13
111	Liam	Bettam	ROYAL	510	17.16
112	Alexandre	Villeneuve	KUPER	469	17.22
113	Alessio	Piccolo	ROYAL	526	17.23
114	Gio	Fortin	HSBHS	427	17.25
115	Maxime	Lavallee	ROYAL	520	17.27
116	Francesco	Napri	LBPHS	585	17.49
117	Armaan	Khan	LAURN	477	17.50
118	Adyan	Ullah	ROYAL	530	18.01
119	Luca	Murano	ROYAL	524	18.08
120	Joseph	Dehaan	STG	532	18.15
121	Charles	McKaig	ROYAL	521	18.22
122	Monish Kumar	Das	FACE	411	18.24
123	Matthew Thomas	Alecsandru	FACE	408	18.29
124	Dorian	Kamte	FACE	417	18.42
125	Markus	Samuel	FACE	421	18.43
126	Andrew	Hill	PCHS	506	18.58
127	Charles	Jazvoc	STT	535	19.31
128	Santino	Malacria	LA.	471	19.36
129	Alex	Kovalchuk	KELLS	456	20.01
130	Benjamin	Parent	WWHS	578	20.34
131					20.47
132	Nickolas	Pelli Quicano	WWHS	580	21.00
133	Max	Parker	WWHS	579	24.32
134	William	McClintock	MACD	505	25.15
scr	Ben	Fayer	BIAL	401	
scr	Zach	Hannor	BIAL	402	
scr	Abdur Rakib	Akter	FACE	407	
scr	Arturo	Hall	FACE	415	
scr	Ayan	Hoque	FACE	416	
scr	Shea	Turner- Matthews	FACE	422	
scr	Cedric	Adams	HSBHS	423	
scr	Alessandro	DelGrosso	JP1	435	
scr	Noah	Gennarelli	JP1	436	
scr	Gabriel	Gioia	JP1	437	

scr	Raphael	LaFerrara	JP1	438
scr	Stefano	Lando	JP1	439
scr	Adamo	Majorana	JP1	441
scr	Matteo	Moretta	JP1	443
scr	Anthony	Petruzzi	JP1	445
scr	Julian	Porello	JP1	448
scr	Pablo	Rodriguez	JP1	449
scr	Jixin	Chen	KUPER	465
scr	Trey	Deere	KUPER	466
scr	De Angelis	Marcello	LA.	472
scr	Edouard	Des Parois-Perrault	LCC.	484
scr	Jude	Canofield	LOY	487
scr	Andrew	Cherneski	LOY	488
scr	Matthew	Maiiarello	LOY	491
scr	Ibrabim	Lopez	PCHS	507
scr	Logan	Perry	STG	534
scr	Dylan	Laurin Loyd	STT	536
scr	Jack	Sanders	STT	538
scr	Maxwell	Goodleaf	VILLA	540
scr	Nolan	Keeren-Hall	VILLA	541
scr	Samuel	Pearson	VILLA	544
scr	Ron	Rozenberg	VILLA	545
scr	Sachin	Tartamella	VILLA	546
scr	Gahan	webster	VILLA	548
scr	Daniel	Bouchard	VMC	550
scr	William	Caron	VMC	551
scr	Gioacchino	Ciavaella	VMC	552
scr	Alexander	Diodati	VMC	553
scr	Adriano	Morehouse	VMC	554
scr	Jayden	Pucella	VMC	555
scr	Cagri	Arslan	WHS	558
scr	Jared	Hodess	WHS	560
scr	Philip	Lawlor	WHS	561
scr	Alex	Belanger	WWHS	569
scr	Morgan	Munroe	WWHS	577

Juvenile Girls - 2017 - 5km

Place	First Name	Last Name	School	Bib #	Time
1	Alison	Looper	ROYAL	268	21.11
2	Chloe	Desjardins	ROYAL	283	23.46
3	Romy	Shoam	ROYAL	270	24.18
4	Molly	Krawitz	FACE	216	24.19
5	Gloria	Anastasopoulos	ROYAL	266	24.23
6	Sascha	Azouz	SHSM	273	24.24
7	Sophie	Comtois	ROYAL	267	24.58
8	Jane	Robeck	LCC.	258	25.36
9	Abigail	Hajleab	CPI	204	26.04
10	Jullian	Loth	ROYAL	269	26.20
11	Oleksandra	Pysarenko	FACE	224	26.28
12	Marianne	Regan-Lucier	FACE	225	26.53
13	Miriam	Sossin	ROYAL	272	26.56
14	Charlotte	Matheux	WHS	281	27.31
15	Nathalie	Pernevost	LCC.	257	28.45
16	Leïa	Daigle	FACE	210	28.51
17	Hannah	Johnston	SHSM	276	28.59
18	Éloïse	Mont-Plaisir	FACE	221	29.43
19	Bianca	Arsever	PCHS	264	29.44
20	Alessia	Lucifaro	LBPHS	249	30.06
21	Annalies	Smith	ROYAL	271	30.18
22	Kathryn	Filintreault	PCHS	265	30.21
23	Meghan	Fersten	LCC.	255	30.23
24	Rachel	Dewling	BA	202	30.40
25	Bianka	Hernandez Cortez	FACE	214	30.43
26	Amélia	Zakrzewski	FACE	231	31.08
27	Mozhu	Hough	MMA	262	31.12
28	Juliet	Nespsaroli	LBPHS	250	31.31
29	Ivy Katrina	Minier-Cartagena	FACE	220	31.32
30	Lucia	Rosato	LBPHS	253	31.47
31	Kelly	Deng	KELLS	236	32.03
32	Qianiqian	Zhou	STUDY	279	32.24
33	Sarah-Joy	Jumeau	BA	201	33.15
34	Nikki	Arseneault	FACE	205	33.42
35	Alexia	Séguin	FACE	226	34.33
36	Hilda	Kamte	FACE	217	34.34
37	Cortney	Adams	BA	200	34.40
38	Kristina	Duguay	BA	203	34.43
39	Jeanne	Thibeault	FACE	228	35.21
40	Charlotte	Paquet	FACE	223	35.26
41	Sabrina	Pannunzio	LBPHS	251	35.34
42	Yau	Wang	MMA	263	37.08
43	Kathy	Qi	KELLS	238	37.10
44	Marina	Concepcion	FACE	209	37.55
45	Emma	Chevillot-Versini	FACE	207	37.56
46	Juliane	Lemieux	FACE	218	37.57
47	Yulia	Gostraya	KUPER	240	38.01
48	Yasmine	Mahrez	FACE	219	41.50
49	Sabrina	Granata	EMCS	284	42.14
50	Sofia	Tamarit	LCC.	260	43.50
51	Nina	Scalia	LCC.	259	43.51

52	Rianna	Huynh	FACE	215	44.28
53	Carol	He	KUPER	241	26.08
54	Stephania	Espejel-Castro	FACE	213	49.26
55	Tuli	Chowdhury	FACE	208	54.55
56	Erika	Domalante	FACE	212	54.56
57	Djamila	Yansané	FACE	230	54.57
58	Chelsea	Stewart	KUPER	243	58.45
59	Maria-Christina	Posca	LBPHS	252	59.03
scr	Éloise	Cauchy-Vaillancourt	FACE	206	
scr	Jeanne	Desrochers-Dubois	FACE	211	
scr	Raphaelle	Jourde	FACE	216	
scr	Niwaly	Ndewa	FACE	222	
scr	Karen Marion	Senneron	FACE	227	
scr	Shakuntala	Vadakkath-Woolley	FACE	229	
scr	Tania	Brand	HZHS	232	
scr	Myriam	Castiel	HZHS	233	
scr	Julia	Sebag	HZHS	234	
scr	Chris	Aguste	KELLS	235	
scr	Thanh	Pham	KELLS	237	
scr	lauren	Scott	KUPER	242	
scr	Nikka	Johnson	LA.	244	
scr	Annaleigh	Perry	LA.	245	
scr	Aaliyah	Ellis	LAURN	246	
scr	Darlene	Remington	LAURN	247	
scr	Leila	Zorzi	LAURN	248	
scr	Coline	Echanamian	LCC.	254	
scr	Alexandra	Hills	LCC.	256	
scr	Helen	Zhang	LCC.	261	
scr	Lilah	Caprera	SHSM	274	
scr	Erika	Delucilla	SHSM	275	
scr	Maria	Ziannis	SHSM	277	
scr	Jiayi	Li	STUDY	278	
scr	Meaghan	Hong	VILLA	280	
scr	Jiayi	Zhu	WHS	282	

Juvenile Boys - 2017 - 5km

Place	First Name	Last Name	School	Bib #	Time
1	Jonah	Smith	LOY	489	17.56
2	Erikson	Moore	ROYAL	503	18.11
3	Carson	Riar	LCC.	484	19.02
4	Louis	Hildebrand	EMCS	405	19.04
5	John-Nathaniel	Gertler	STG	510	19.10
6	Carson	Price-Gallegher	LCC.	483	19.36
7	Raianerahstha	Diome-Deer	SELW	506	19.50
8	Ryan	Gabudin	STT	513	20.19
9	Sam	April	LCC.	472	20.20
10	David	Mancini	LOY	488	20.41
11	Michael	Almanza	ROYAL	498	20.57
12	Quin	Lagden	WIC	517	21.05
13	Philip	Gentili	LPHS	491	21.06
14	Lucas	Rivest	LA.	440	21.07
15	Noah	Lambert	FACE	413	21.08

16	Evan	Rowat	LA.	441	21.09
17	Benjamin	Lopez	JRHS	420	21.10
18	Matthew	Morrison	LA.	439	21.18
19	Max	Collins	LCC.	474	21.41
20	Jacob	Szekula	JRHS	423	21.43
21	Joseph	Lauzon	FACE	521	21.44
22	Jacob	Leclerc	FACE	414	21.46
23	Xavier	Charron	FACE	411	21.54
24	Ben	Milner	LCC.	480	22.05
25	Michael	Chalkhoun-Herbella	HZHS	415	22.11
26	Robin	Moore	ROYAL	504	22.34
27	Felix	Carberi	FACE	514	22.58
28	Lucas	Isenberg	LCC.	477	23.01
29	Alexander	Liu	LPHS	492	23.04
30	Kourosch	Akhbari	ROYAL	497	23.11
31	Jared	Taylor	LA.	442	###
32	Christopher	Everett	FACE	406	23.21
33	Angus	Scott	SELW	508	23.24
34	Gregory	Barsalou	PCHS	494	23.37
35	Mathews	Velez	CPI	404	23.43
36	Julian	Shaw	ROYAL	505	23.46
37	Marco	Cerroni	LBPHS	450	23.51
38	Justin	Adams	CPI	401	24.22
39	Alexandros	Aravantinos	ROYAL	499	24.23
40	Malik	Guerrard	FACE	520	24.29
41	David	Scalia	LCC.	485	24.41
42	Kkyunghoon	Kim	LA.	437	24.51
43	Roman	More	LA.	438	25.11
44	Joshua	Nelson	STG	512	25.12
45	Quinn	Kennedy	JRHS	419	25.22
46	Tyler	MaFarlene	LCC.	479	25.28
47	Ziwei	Zhao	KELLS	425	25.38
48	Dany	Melatti Jr.	SELW	507	25.39
49	Nicholas	Ganon	MACD	493	25.41
50	Paul	Girouard	ROYAL	501	25.45
51	Amit	Kalsi	LBPHS	459	25.56
52	Samuel	Gilbert	WIC	515	25.57
53	Ian	Yi Xiang	KUPER	434	26.05
54	Evan	Monk	LCC.	481	26.06
55	Jack	Pilch	JRHS	422	26.07
56	Jonathan	Desjadins	LPHS	490	26.13
57	Abdulrahman	Mousa	CPI	403	26.17
59	Michael	Seeman	LBPHS	469	26.36
60	Allesandro	Fagnoli	LBPHS	454	26.43
61	Luca	Pourreaux	FACE	408	26.47
62					27.07
63	Hugo	Dumas Maehlum	FACE	412	27.22
64	Thomas	Schindler	LCC.	487	27.23
65	Colin	Bonnefoi	FACE	410	27.36
66	Ben	Horner	JRHS	418	27.44
67	Darcy	Burnett	JRHS	417	27.46
68	Cameron	Harte	WIC	516	28.16
70					28.40
72	Jonathan	Leonardo	PCHS	495	31.20

73	Matthew	Shields	JRHS	518	31.41
74	Larry	Zhang	KELLS	424	33.35
75	Justin	D'Antonio	LBPHS	452	34.18
76	Alvaro	Rivera	KUPER	431	36.07
78	Sean	Kim	KUPER	430	36.08
79					36.23
80	Luca	Desiato	LBPHS	453	38.12
81	Anthony	Hofman	LBPHS	457	38.13
81	Jonaton	Lampasonu	LBPHS	460	38.14
82	Massimo	Iavasile	LBPHS	458	38.27
83	Massimo	D'Amico	LBPHS	451	38.38
85	Anthony	Mastropasqua	LBPHS	462	38.39
86	Christopher	Mosone	LBPHS	464	39.06
87	Joe	Zhang	KUPER	435	39.31
88	Alex	Lai	LCC.	478	39.35
89	Denny	Zhang	KUPER	436	39.40
90	King Nam	Hung	KUPER	429	39.41
91					39.48
92	Evan	Cadwallader	LBPHS	447	39.53
93	Rotondo	Mossimiliano	LBPHS	465	39.54
94	Joshua	Carreiro	LBPHS	449	39.56
95	Nicola	Russo	LBPHS	468	39.57
96	Matthew	MaMahon	LBPHS	461	40.14
97	Pasquale	Tedioso	LBPHS	471	40.15
DQ	Adam	Aktas	LBPHS	446	DQ
DQ	Domenico	Morelli	LBPHS	463	DQ
DQ	Dawson	Gagne	LBPHS	455	DQ
DQ	Alexander	Grigoratos	LBPHS	456	DQ
DQ	Brian	Ortiz-Muscia	LBPHS	466	DQ
DQ	Tyler	Pearson	JRHS	421	DQ
scr	Tomy	Begin	CPI	402	
scr	Alvaro	Alvarado-Egoavil	FACE	409	
scr	Corey	Arany	JRHS	416	
scr	Matt	Cecere	KUPER	428	
scr	Massimo	Thauvette	KUPER	432	
scr	Julian	Tzanetatos	KUPER	433	
scr	Justin	Adeshina	LAURN	443	
scr	Dimitri	Palioudakis	LAURN	444	
scr	Davide	Agostino	LBPHS	445	
scr	Giovanni	Camia	LBPHS	448	
scr	Matthew	Ruggiero	LBPHS	467	
scr	Michael	Sudano	LBPHS	470	
scr	Alex	Cannon	LCC.	473	
scr	Peter	He	LCC.	475	
scr	Henry	Hosker	LCC.	476	
scr	James	Osborne	LCC.	482	
scr	Max	Schiller	LCC.	486	
scr	William	Murphy	PCHS	496	
scr	Sebastien	Cantin	ROYAL	500	
scr	Sam	Maclver	ROYAL	502	
scr	Luka	Zito	SELW	509	
scr	Alan	Johnson	STG	511	
scr	Ezarlin	Mbachu	VMC	514	

Midget Girls - 2017 - 4km

Place	First Name	Last Name	School	Bib #	Time
1	Nathalie	Horman	BHS	403	18.32
2	Amaya	Sastron-Navarrette	LCC.	489	19.19
3	Hannah	Booler	ROYAL	550	19.38
4	Kayla	Laurin Loyd	BHS	404	19.59
5	Sarah	Klein	ROYAL	501	20.35
6	Raphaelle	Jourde	FACE	553	20.42
7	Jeanne	Desrochers-Dubois	FACE	554	20.47
8	Salka	Gudbrandsdottir	BHS	402	20.58
9	Haley Ryan	Yorston	STT	512	21.09
10	Ella	Ivanovici	STUDY	514	21.10
11	Sara	Hughes	VILLA	529	21.11
12	Eloise	Valasek	STUDY	516	21.34
13	Casandra	Baldry	SHSM	510	21.40
14	Julia	Dow	LPHS	490	21.59
15	Emma	Wolfe	ROYAL	551	22.03
16	Elena	Apostolatos	SHSM	509	22.07
17	Audrey	Beaudoin	KUPER	462	22.14
18	Caroline	Morris	ROYAL	502	22.37
19	Sarah	Crotty	VILLA	526	22.38
20	Sandra	Johnson	STUDY	515	22.39
21	Sophie	Higgins	STUDY	513	22.44
22	Lindsay	Lin	WHS	540	23.07
23	Mona	Wang	KUPER	472	23.08
24	Sonja	Nilsson	KUPER	468	23.10
25	Jamie	De Luca	LA.	473	23.20
26	Laura	Pugsley	WIC	546	23.24
27	Melissa	Stacey	KUPER	470	23.29
28	Jessica	Tzanetatos	KUPER	471	23.50
29	Alexia	Ranno	LBPHS	555	23.51
30	Audrey	Roy-Bilodeau	FACE	433	24.32
31	Eléonore	Delvaux-Beaudoin	FACE	412	24.34
32	Ashley	Peters	HSBHS	445	24.59
33	Kinsey	El Tanani	KUPER	464	25.03
34	Amanda	Tam	ROYAL	504	25.07
35	Emma	Bach	FACE	407	25.08
36	Mariya	Johnson	FACE	417	25.18
37	Wegdan	Alhujairi	CPI	406	25.32
37	Mandy	Pereira	LCC.	487	25.40
38	Alexandra	Sotiriou-Levesques	HSBHS	447	25.41
39	Lyse-Ann	Coffin	VILLA	525	25.58
40	Erika	Delucilla	SHSM	557	26.04
41	Saruchi	Bandargal	KUPER	461	26.10
42	Pariss	Wani	RVALE	505	26.21
43	Linda	Song	ROYAL	503	26.33
44	Meghan	Lamarche	LA.	475	26.37
45	Elisa	Bursing	FACE	556	26.51
46	Sophie	Brackett	STG	511	26.52
47					26.55
48	Camille	Bielza	VILLA	523	26.58
49	Isabela	Lamosa	PCHS	497	27.08
50	India	Martinet	FACE	422	27.09

51	Rimsha	Ihtisham	MACD	493	27.49
52	Zoe	Howell	HSBHS	442	27.54
53	Anna	Moscoloni	VILLA	531	27.59
54	Fanette	Kummert	FACE	419	28.06
55	Elisa	Vitovszki	VILLA	535	28.08
56	Lea	Caza-Oettel	VILLA	524	28.14
57	Alison	Melikian	WIC	544	28.15
58	Andrea	Rizk-Flores	WIC	547	28.21
59	Zeynep Deniz	Alsancak	KUPER	460	28.26
60	Serena	De Bostus	VMC	537	28.27
61	Serina	Petrella	WIC	545	28.30
62	Madeleine	Mallen	HSBHS	444	28.31
63	Jane	Platt	VILLA	532	28.50
64	Emma	Brin	WHS	539	29.19
65	Olivia	Servedio	RVALE	508	29.38
66	Hana	Reynolds	FACE	432	29.39
67	Lindsay	Stang	PCHS	500	29.42
68	Shreya	Dev	PCHS	494	29.52
69	Catherine	Trepanier	TRAF	520	30.21
70	Ella	Maheu-Wettre	TRAF	519	30.26
71	Katie	Ha	KELLS	453	30.35
72	Aimia	Poirier	FACE	431	31.13
73	Tasha	Oest-O'Leary	FACE	427	31.16
74	Margot	Edmond	FACE	415	31.22
75	Kira	Cochrane-Pagé	FACE	411	31.23
75	Evonne	Phuong	FACE	552	31.24
77	Hanna	Liu	WHS	541	31.49
78	Sommer	Ohisson	KUPER	469	31.50
79	Dinu	Mahapatuna	KUPER	467	32.02
80	Clara	Verna	KELLS	454	32.21
81	Jarin	Mirza	FACE	423	32.48
82	Eesha	Patel	PCHS	498	32.49
83	Dalya	Lawless-Boisvert	LPHS	491	33.43
84	Jessica	Rochon	LPHS	492	33.44
85	Elizabeth	Bassenden	KELLS	451	34.31
86	Riley	Fersten	LCC.	486	34.32
87	Zoe	Billick	LCC.	485	34.36
88	Jackie	Samuels	LCC.	488	35.05
89	Dalila	Nisenson	FACE	426	36.20
90	Estelle	Valcéanu	FACE	438	36.21
91	Haydee	Marin W.	FACE	421	36.22
92	Eva-Marie	Insogna	VMC	536	36.29
93	Akalya	Jeyachandran	PCHS	496	36.31
94	Sydney	Stoddart	FACE	436	36.32
95	Paola Jeanine	Santiago Lopez	FACE	435	36.33
96	Mathilde	Heise-Grégoire	FACE	416	36.34
97	Allyn	Wilansky	TRAF	521	36.47
98	Elle	Barre	TRAF	517	36.49
99	Khiara	Marvento	WIC	542	38.09
100	Olivia	Mast	WIC	543	38.11
scr	Elizabeth	Summer	BA	401	
scr	Alyssa	leblanc	CENT	405	
scr	Emilia	Bridgman	FACE	410	
scr	Lili	Diaz-Lévesque	FACE	413	

scr	Mayghan	Doherty	FACE	414
scr	Jihane	Khadir	FACE	418
scr	Jan Bao	Luu	FACE	420
scr	Hope-Rosalie	Mumvadi-Musasa	FACE	425
scr	Sheila	Paine	FACE	428
scr	Nina	Paris-Pavlicik	FACE	429
scr	Ashley	Pelletier-Galaz	FACE	430
scr	Kym	Sabourin	FACE	434
scr	Samantha	Tréville	FACE	437
scr	Cole	Veltman	FACE	439
scr	Sabine	Visenti	FACE	440
scr	Rebecca	Alessie	HSBHS	441
scr	Destiny	Lazare	HSBHS	443
scr	Dauyda	Robinson	HSBHS	446
scr	Bianca	Vriani	HSBHS	448
scr	Sylvie	Revah	HZHS	449
scr	Daniella	Twik	HZHS	450
scr	Mary	Fang	KELLS	452
scr	Anqi	Peng	KELLS	455
scr	Sarah	Xie	KELLS	456
scr	Jenny	Zhuo	KELLS	457
scr	Emilie	Caron	KUPER	463
scr	Jenny	He	KUPER	465
scr	Hannah	Levesque	KUPER	466
scr	Jazzlyn	Kolmarr-Lacrosse	LA.	474
scr	Mickyla	fraser	LAURN	476
scr	Kenysha	Grenville	LAURN	477
scr	Teegan	Mckain	LAURN	478
scr	Rina	Michalopoulos	LAURN	479
scr	Carissa	Pillipow	LAURN	480
scr	Bianca	Simeone	LAURN	481
scr	Tashantei	Williams	LAURN	482
scr	Sofia	Araya-Meier	LCC.	484
scr	Chloe	Giroux	PCHS	495
scr	Rania	Salah	PCHS	499
scr	Chloe	Doyon	RVALE	506
scr	Maia	Kadanoff	RVALE	507
scr	Heidi	Goldenbog	TRAF	518
scr	Isabella	Argento	VILLA	522
scr	Julianne	Fournier	VILLA	527
scr	Sabrina	Gentile	VILLA	528
scr	Olivia	Mazzuca	VILLA	530
scr	Jessica	Santosuosso	VILLA	533
scr	Anthi	Tzinevrakis	VILLA	534
scr	Gabriella	Zambardi	VMC	538
scr	Maria	Giannoumis	WWHS	548
scr	Dierdra	Lauzon	WWHS	549

Midget Boys - 2017 - 4km

Place	First Name	Last Name	School	Bib #	Time
1	Daniel	Racette	MACD	495	15.48

2	Daniel	Cross	STT	524	16.01
3	Aiden	Raynor	BHS	405	16.18
4	Austin	Provost	HSBHS	447	17.02
5	Samuel	Quiroga	EMCS	551	17.25
6	James	Gosnell	WIC	539	17.40
7	Ben	Cytrynbaum	LCC.	481	17.49
8	Michael	Diouskine	ROYAL	503	17.54
9	Dayne	Singra	HSBHS	449	18.16
10	Matthew	Bruemmer	ROYAL	501	18.23
11	Joshua	Bruchental	KUPER	461	18.32
12	Simon	Radhakrishna	ROYAL	508	18.33
13	William	Candfield	WWHS	544	18.36
14	Edwin	Jazvac	WIC	540	18.37
15	Zachary	Gareau	FACE	424	18.39
16	Vincent	Pampena	PCHS	500	18.43
17	Harold	Peterson	WWHS	547	18.44
18	Liam	Gaither	ROYAL	505	18.46
19	Chris	Poumbouras	LCC.	487	18.52
20					18.54
21	John	Monaco	BHS	403	18.59
22	Rorke	Applebee	HSBHS	441	19.00
23	Niko	Gardilici	LCC.	483	19.02
24	Dilxsan	Mailvaganam	LPHS	491	19.11
25	Austin	Unruh	KELLS	458	19.12
26	Eithan	Assayag	HZHS	453	19.13
27	Browndom	Atemafac	CPI	415	19.16
28	Gabriel	Tortosa	BHS	406	19.36
28	Vincent	Moy	FACE	434	19.37
29	Tareq	Hallak	CPI	416	19.38
30	Jake	Gameroff	STG	521	19.39
31	Gordon	Ng	ROYAL	507	19.46
32	Vincent	Adoranti	WIC	537	19.51
33	Matthew	Llorens	MACD	494	19.56
34	Nathan	Batten	WWHS	548	19.58
35	Evan	Dimos	RVALE	510	20.04
36	Trevor	Plosaj	BHS	404	20.10
37	Alexie	Weins	BHS	407	20.14
38	Jeremy	Fung	ROYAL	504	20.18
39	Dimitri	Degres	ROYAL	502	20.19
40	Luca	Fuoco	LBPHS	478	20.26
42	Ryan	Henderson-Soucie	BHS	402	20.31
43	Nicolas	McCracken	WWHS	546	20.35
44	Jacob	Garellek	WIC	538	20.37
45	Shawn	Lynch	CENT	409	20.39
46	Liam	McDonald	WIC	541	20.41
47	Han	Wu	CPI	418	20.42
48	Zubyar	Rahman	RVALE	511	20.43
49	Abdulrahman	Meusa	CPI	553	20.44
50	Anthony	Salvati	RVALE	512	20.56
51	Zachary	Rocheleau	MACD	496	21.02
52	Massimo	Malorni	LBPHS	479	21.04
53	Alexis	Delplace	SELW	519	21.10
54	William	Latimer	PCHS	499	21.22
55	Ben	Harnden-Apel	ROYAL	506	21.33

56	Daniel	Santagata	VMC	535	21.41
57	Jack	Vandenengel	WIC	542	21.47
58	Tyler	Rosenhoff	CENT	412	21.48
59	Riely	Bullock	WWHS	543	21.56
60	Daniel	Guerrieri	VMC	528	22.06
61	Shai	Troy	BIAL	404	22.10
62	Spencer	McArthur	EMCS	552	22.15
63	Kenji Mitsuo	Imoto Tagawa	FACE	426	22.16
64	Hunter	Law	KUPER	465	22.17
65	Justin	Crawford	MACD	493	22.24
66	Abdullah	Alhujairi	CPI	414	22.44
67	Matthew	Fellen	LCC.	482	22.53
68	Oliver	Lopez	LCC.	486	22.54
69	Jacob	Velarde	FACE	439	22.55
70	Keanu	Sutton	LA.	470	22.56
71	Théophile	Concepcion Gagné	FACE	423	23.03
72	Ruben	Danino	HZHS	454	23.06
73	Edward	Zhang	LCC.	489	23.10
74	Luke	Tulloch	MACD	497	23.15
75	Avinash	Lai	LCC.	485	23.16
76	Kleanthis	Efrosinis	BHS	401	23.33
77	Elliot	Mitrani	FACE	432	23.48
78	Trevor	Van Wijk	RVALE	514	23.49
79	Philippe	Genest	PCHS	498	23.51
80	Michael	Amar	HZHS	452	23.52
81	Nathan	Clark	LPHS	490	23.53
82	Adam	Champagne-Lorrain	FACE	422	23.55
83	Justin	Rubinsky	CENT	413	23.56
83	Teha	McComber	KELLS	457	23.57
84	Marc	Marti	WWHS	545	24.02
85					24.03
86	Dylan	Motta	FACE	433	24.07
87					24.24
88	Adam	Semergian	RVALE	513	24.34
89					24.35
90	Mathis	Archambault Blanchette	FACE	419	24.40
91	Abdulrah	Mousa	CPI	417	24.46
92	Edric	Mbachu	VMC	530	24.47
93	Jonathan	Zitouni	FACE	440	25.01
94	Evan	Schater	BIAL	403	25.02
95	Matteo	Di Staulo	VMC	527	25.11
96	Lucas	Daviault-Campbell	SELW	518	25.20
97	Edgar Jose	Becerra Granados	FACE	420	25.24
98	Riley	Greenberg	LCC.	484	25.45
99	Louis	Alloul	STG	520	25.48
100	Felix	Nguyen	FACE	435	27.19
100	Jonathan	Sztainberg	HZHS	455	27.54
101	Lomoardi	Mario	LBPHS	480	27.55
102	Zachary	Turner	HSBHS	451	28.06
103	Olivier	Cote	HSBHS	442	28.08
104	Harrison	Fok	KUPER	462	29.24
105	Benjamin	Delafontaine	HSBHS	443	29.58
106					30.28
107	Santiago	Castillo-Tremblay	FACE	421	30.29

108	Jacob	Flexor	CENT	408	31.04
109	Antonio	Rossi	VMC	534	32.34
110	Sasha	Palmieri	CENT	411	32.37
111	Bennett	Wark	WHS	536	32.47
112	Joseph	Mura	CENT	410	35.53
113	Hetong	Ju	KUPER	463	35.57
114					38.21
115	Kevin	Abikalam	VMC	526	38.26
116	Michael	Gurreri	VMC	529	39.08
117	Gian-Luca	Mignacca	VMC	531	39.10
118	Anthony	Nocilla	VMC	533	39.12
119	Qian	Mu	KUPER	467	40.05
120	Yanpu	Zhang	KUPER	468	40.15
121	Christian	Weiman	RVALE	515	41.42
122	Jaeyoon	Bang	RVALE	509	41.43
123	Alexander	Di Spirito	LBPHS	477	41.59
124	James	De Sua	VMC	855	42.03
125	GianCarlo	Vendittelli	VMC	532	42.04
DQ	Dylan	Lajeunesse	HSBHS	444	DQ
scr	Caden Indigo	Hamer	FACE	425	
scr	Paul	Kuchembuck-Dardel	FACE	427	
scr	Léon	Leblanc	FACE	428	
scr	Enzo	Leblay	FACE	429	
scr	Benjamin	Lefebvre	FACE	430	
scr	Mackenzie	Libao	FACE	431	
scr	Léo Henri	Paquet	FACE	436	
scr	Asif Ali	Rahman	FACE	437	
scr	Ariya	Sourinkasak	FACE	438	
scr	Alexander	Lowther	HSBHS	445	
scr	Koleton	Marquis	HSBHS	446	
scr	Angus	Simmonds	HSBHS	448	
scr	Michael	Tedeschi	HSBHS	450	
scr	Massimo	Marreiros	JP1	456	
scr	Nicholas	Kouniaris	KUPER	464	
scr	Jack Henri	Ma	KUPER	466	
scr	Jason	Augustin	LA.	469	
scr	Jack	Aitken	LAURN	471	
scr	Vincent	Arui	LAURN	472	
scr	Aktar	Aziz	LAURN	473	
scr	Julien	Burke	LAURN	474	
scr	Kyle	Husbands	LAURN	475	
scr	Gaetano	Taverna	LAURN	476	
scr	Andrew	Vandenbussche	LCC.	488	
scr	Brian	Callahan	MACD	492	
scr	Isaac	Cape	SELW	516	
scr	Michael	Carrara	SELW	517	
scr	Jacob	Levine	STG	522	
scr	Luc	Turcescu	STG	523	
scr	Cameron	Verners	STT	525	

Bantam Girls Team		
Place	School	Points
1st	ROYAL	78
2nd	HSBHS	120
3rd	VILLA	180
4th	FACE	235
5th	WWHS	257
6th	JP1	291
7th	LA	333
8th	TRAF	496
9th	KUPER	498
10th	VMC	564
11th	MACD	581

Bantam Boys Team		
Place	School	Points
1st	ROYAL	46
2nd	LOY	78
3rd	FACE	79
4th	HSBHS	158
5th	JP1	246
6th	LAURN	260
7th	WWHS	393
8th	MACD	420
9th	KELLS	425

Midget Girls Team		
Place	School	Points
1st	ROYAL	75
2nd	FACE	109
3rd	KUPER	119
4th	VILLA	170
5th	LCC	300
6th	WIC	301
7th	PCHS	359

Midget Boys Team		
Place	School	Points
1st	ROYAL	79
2nd	BHS	125
3rd	WIC	142
4th	WWHS	166
5th	LCC	184
6th	CPI	218
7th	MACD	224
8th	HSBHS	240
9th	FACE	246
10th	RVALE	299
11th	CENT	404
12th	KUPER	411
13th	VMC	412

Juvenile Girls Team		
Place	School	Points
1st	ROYAL	11
2nd	FACE	43
3rd	LCC.	96
4th	LBPHS	119
5th	BA	132

Juvenile Boys Team		
Place	School	Points
1st	LCC.	37
2nd	ROYAL	69
3rd	LA.	79
4th	FACE	81
5th	JRHS	137
6th	LBPHS	207
7th	KUPER	294