

GMAA Rugby 7's Boys Tournament

Friday, May 11th, 2018 at Concordia University (Sherbrooke St. West)

FIELD SCHEDULE**#1 - Sherbrooke****#2 - Maisonneuve**

TIME	#	Section	Away	Score	Home	Score	Field
8:00 AM	1	MID A	LOY	19	SELW	15	#1
8:00 AM	2	MID A	JRHS	19	BHS	15	#2
8:20 AM	3	MID B	STAN	52	PCHS	5	#1
8:20 AM	4	MID B	WWHS	20	LRHS	0	#2
8:40 AM	5	BAN	LRHS	0	WWHS	20	#1
8:40 AM	6	BAN	SELW	10	PCHS	24	#2
9:00 AM	7	JUV A	BA	7	LOY	19	#1
9:00 AM	8	JUV A	LA	7	STAN	41	#2
9:20 AM	9	JUV B	GVAN	12	WWHS	24	#1
9:20 AM	10	JUV B	RIVHS	5	BHS	24	#2
9:40 AM	11	MID A	BHS	15	LA	5	#1
9:40 AM	12	MID A	SELW	40	JRHS	0	#2
10:00 AM	13	MID B	CVR	5	STAN	31	#1
10:00 AM	14	MID B	LRHS	22	PCHS	0	#2
10:30 AM	15	BAN	CVR	0	LRHS	35	#1
10:30 AM	16	BAN	WWHS	14	PCHS	10	#2
10:50 AM	17	JUV C	CVR	31	LRHS	0	#1
10:50 AM	18	JUV A	BA	32	LA	10	#2
11:10 AM	19	JUV A	STAN	21	LOY	17	#1
11:10 AM	20	JUV B	BHS	7	WWHS	19	#2
11:30 AM	21	MID A	LA	0	LOY	58	#1
11:30 AM	22	MID B	WWHS	5	CVR	33	#2
11:50 AM	23	BAN	CVR	0	SELW	30	#1
11:50 AM	24	JUV C	LRHS	0	LCCHS	27	#2
12:10 PM	25	JUV C	PCHS	0	CVR	45	#1
12:10 PM	26	JUV B	RIVHS	5	GVAN	19	#2
12:30 PM	27	MID A	SELW	22	BHS	5	#1
12:30 PM	28	MID A	LOY	38	JRHS	0	#2
12:50 PM	29	MID B	LRHS	5	STAN	48	#1
12:50 PM	30	MID B	PCHS	5	CVR	38	#2
1:10 PM	31	BAN	LRHS	15	PCHS	22	#1
1:10 PM	32	BAN	WWHS	47	CVR	0	#2
1:30 PM	33	JUV C	PCHS	17	LCCHS	22	#1
1:30 PM	34	MID A	LA	5	SELW	20	#2
2:00 PM	35	MID B	STAN	12	WWHS	7	#1
2:00 PM	36	BAN	SELW	15	LRHS	17	#2
2:20 PM	37	JUV A	STAN	31	BA	7	#1
2:20 PM	38	JUV A	LOY	38	LA	0	#2

2:40 PM	39	JUV B	WWHS	26	RIVHS	0	#1
2:40 PM	40	JUV B	GVAN	10	BHS	19	#2
3:00 PM	41	MID A	BHS	0	LOY	41	#1
3:00 PM	42	MID A	JRHS	49	LA	0	#2
3:20 PM	43	JUV C	LRHS	22	PCHS	5	#1
3:20 PM	44	JUV C	LCCHS	10	CVR	19	#2
3:40 PM	45	MID B	CVR	27	LRHS	5	#1
3:40 PM	46	MID B	PCHS	0	WWHS	47	#2
4:00 PM	47	BAN	PCHS	20	CVR	0	#1
4:00 PM	48	BAN	SELW	29	WWHS	0	#2
4:30 PM	49	JUV SEMI	Seed 4 - LOY	19	Seed 1 - CVR	21	#1
4:30 PM	50	JUV SEMI	Seed 3 - STAN	31	Seed 2 - WWHS	7	#2
5:00 PM	51	MID FINAL	1B - STAN	5	1A - LOY	37	#1
5:00 PM	52	BAN FINAL	2nd - PCHS	10	1st - WWHS	24	#2
5:30 PM	53	JUV FINAL	W50 - STAN	17	W49 - CVR	12	#1

Rugby 7's Girls Tournament

Friday, May 4th, 2018 at Concordia University (Sherbrooke St. West)

FIELD SCHEDULE

#1 - Sherbrooke

#2 Maisonneuve

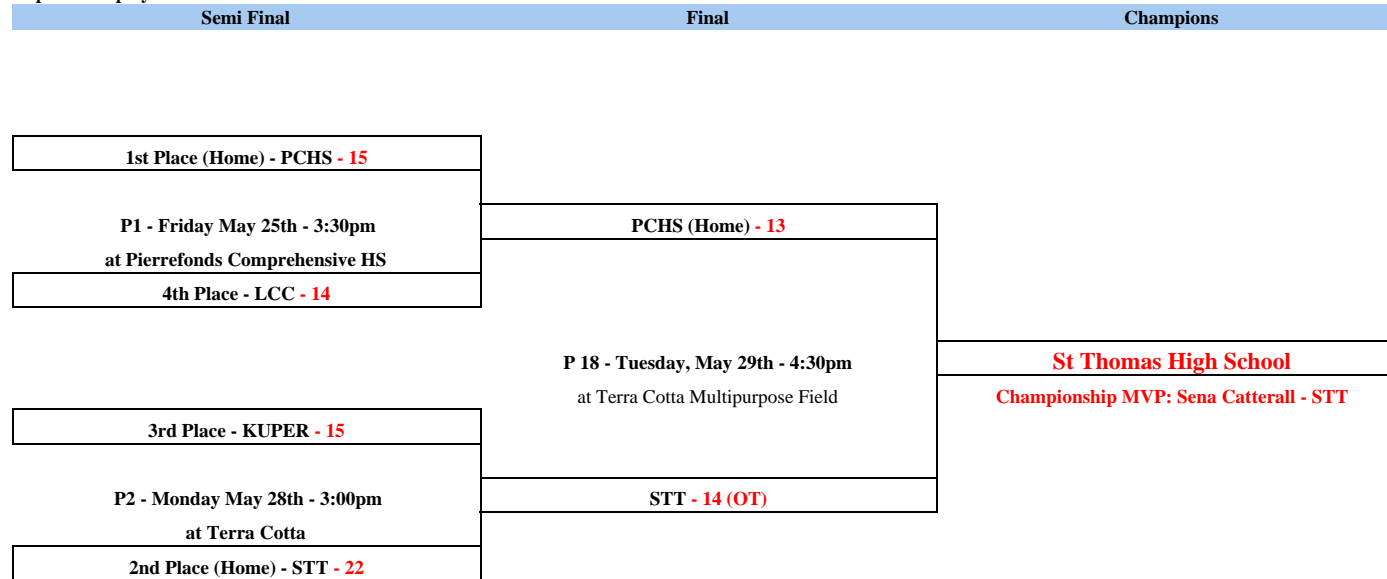
TIME	#	Section	Away	Score	Home	Score	Field
9:00 AM	1	MID B	ECS	27	HSBHS	5	#2
9:10 AM	2	MID A	JRHS	10	WWHS A	15	#1
9:20 AM	3	JUV A	ECS	37	HSBHS A	0	#2
9:30 AM	4	JUV B	GVAN	5	WWHS	36	#1
9:40 AM	5	MID A	LRHS	27	STAN	5	#2
9:50 AM	6	MID B	PCHS	0	WWHS B	24	#1
10:00 AM	7	JUV A	ESSJ	32	PCHS	0	#2
10:10 AM	8	JUV B	HSBHS B	21	STAN	5	#1
10:20 AM	9	MID A	STAN	0	JRHS	25	#2
10:30 AM	10	MID B	HSBHS	5	WWHS B	25	#1
10:40 AM	11	JUV A	ECS	20	ESSJ	7	#2
10:50 AM	12	JUV B	WWHS	10	HSBHS B	12	#1
11:00 AM	13	MID A	WWHS A	31	LRHS	10	#2
11:10 AM	14	MID B	PCHS	0	ECS	29	#1
11:20 AM	15	JUV A	PCHS	10	HSBHS A	15	#2
11:30 AM	16	JUV B	STAN	31	GVAN	12	#1
12:00 PM	17	MID A	LRHS	5	JRHS	20	#1
12:20 PM	18	MID B	HSBHS	0	PCHS	5	#1
12:40 PM	19	JUV A	PCHS	0	ECS	36	#1
1:00 PM	20	JUV B	STAN	5	WWHS	10	#1
1:20 PM	21	MID A	WWHS A	44	STAN	0	#1
1:40 PM	22	MID B	WWHS B	15	ECS	10	#1
2:10 PM	23	JUV A	HSBHS A	0	ESSJ	20	#1
2:30 PM	24	JUV B	HSBHS B	43	GVAN	0	#1
2:50 PM	25	MID Semi	2B - ECS	0	1A - WWHS A	26	#1
3:10 PM	26	MID Semi	2A - JRHS	17	1B - WWHS B	5	#1
3:30 PM	27	JUV Semi	2B - WWHS	0	1A - ECS	22	#1
4:00 PM	28	JUV Semi	2A - ESSJ	5	1B - HSBHS B	31	#1
4:30 PM	29	MID Final	W25 - WWHS A	15	W26 - JRHS	5	#1
5:00 PM	30	JUV Final	W27 - ECS	36	W28 - HSBHS B	17	#1

FLAG FOOTBALL PLAYOFFS 2018

04/06/2018 18:30

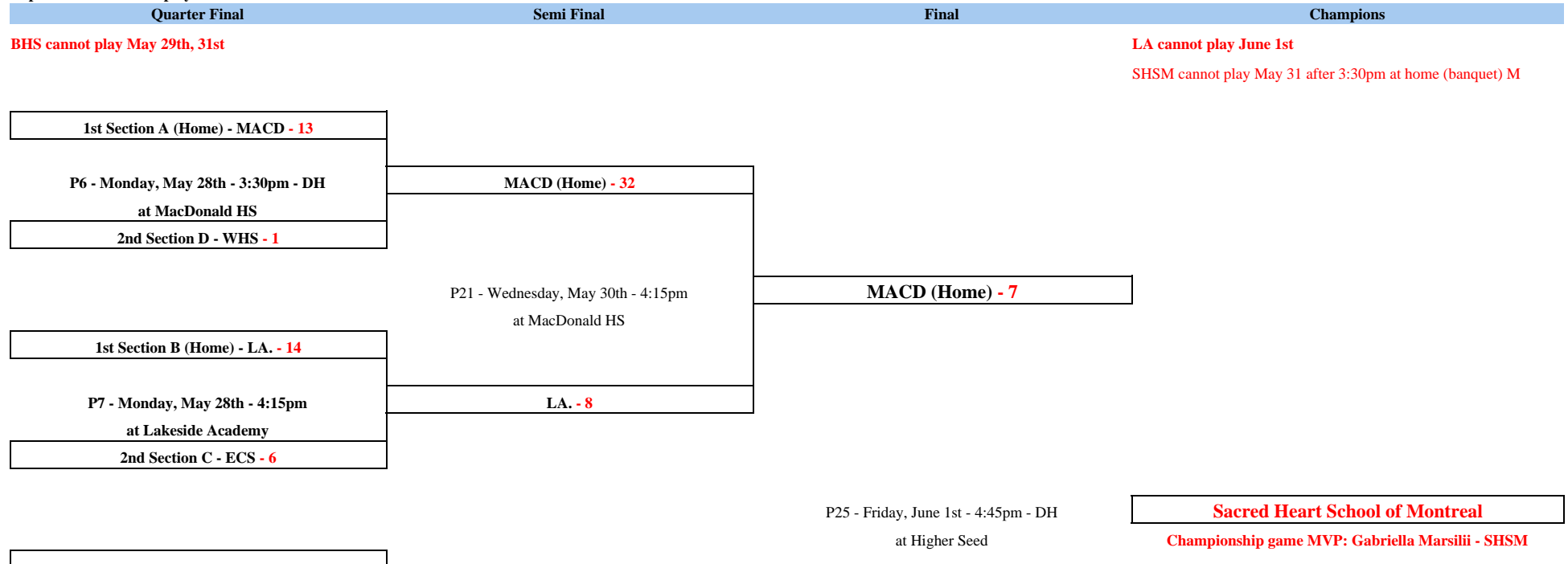
Juvenile Girls - Division 1

Top 4 make playoffs



Juvenile Girls - Division 3

Top 2 from each make playoffs



1st Section C (Home) - SHSM - 39
P8 - Monday, May 28th - 4:30pm - DH at Kent Park
2nd Section B - BIAL - 13
1st Section D (Home)- LMAC - 7
P9 - Tuesday, May 29th - 3:45pm - DH at Stade Hebert
2nd Section A - BHS - 18

SHSM - 20
P22 - Wednesday, May 30th - 3:15pm - DH at Kent Park
BHS - 8

SHSM - 13

Midget Girls - Division 1

Top 3 make playoffs

Semi Final	Final	Champions
------------	-------	-----------

3rd Place - WWHS - 0	P17 - Tuesday, May 29th - 3:15pm at Terra Cotta Multipurpose Field	Lower Canada College Championship MVP: Sophia Mashall - LCC
P3 - Friday, May 25th - 3:30pm at Lower Canada College		
2nd Place (Home)- LCC2 - 14		
1st Place - KUPER (Home) - 7		

Midget Girls - Division 3

Top 2 from each make playoffs

Semi Final	Final	Champions
------------	-------	-----------

SHSM cannot play later than 2:00pm May 31st

1st Section A - CSA - 18	P14 - Tuesday, May 29th - 5:00pm - DH at Stade Hebert	CSA - 7
2nd Section B - LMAC - 13		
P23 - Thursday, May 31st - 2:00pm		
		Sacred Heart School of Montreal

2nd Section A - BHS - 18	at Kent Park
P15 - Tuesday, May 29th - 4:15pm at Kent Park	SHSM (Home) - 8
1st Section B (Home) - SHSM - 20	

Championship MVP: Zoe Boosamra

Bantam Girls - Division 1

Top 2 from each make playoffs

Semi Final	Final	Champions
------------	-------	-----------

1st Section A (Home) - STT - 20		
P4 - Thursday, May 24th - 3:00pm at Terra Cotta Football field	STT (Home) - 20	
2nd Section B - LCC - 0		
	P16 - Tuesday, May 29th - 2:00pm at Terra Cotta Multipurpose Field	Kuper Academy
2nd Section A - KUPER - 22		Championship MVP: Kristina Syragakis - KUPER
P5 - Friday, May 25th - 2:45pm at Howard S Billings HS	KUPER - 21	
1st Section B (Home) - HSBHS - 6		

Bantam Girls - Division 3

Top 4 from each section make it

Quarter Final	Semi Final	Final	Champions
---------------	------------	-------	-----------

STG cannot play after 4:00 May 28th & 30th, cannot play June 1st

LCC cannot play May 30th

1st Section A (Home) - MACD - 14 (OT)		
P10 - Monday, May 28th - 4:45pm - DH at MacDonald HS	MACD (Home) - 38	
4th Section B - STUDY - 13		
	P19 - Friday, June 1st - 3:30pm - DH at MacDonald HS	MACD (Home) - 13

3rd Section A - WWHS - 12

P11 - Monday, May 28th - 4:15pm
at Lower Canada College

2nd Section B (Home) - LCC. - 19

LCC - 0

2nd Section A (Home) - BHS - 14

P12 - Monday, May 28th - 3:00pm
at Beaconsfield HS

3rd Section B - ROYAL - 7

BHS - 9

P20 - Wednesday, May 30th - 4:30pm
at Kent Park

4th Section A - LPHS - 12

P13 - Monday, May 28th - 3:15pm - DH
at Kent Park

1st Section B (Home) - SHSM - 38

SHSM (Home) - 24

P24 - Monday, June 4th - 4:15
at Higher Seed

SHSM - 24

Sacred Heart School of Montreal

Championship game MVP:

G.M.A.A. Girls Flag Football Standings 2018

24/05/2018 10:48

	School	Games	Win	Loss	Tie	Points
Juvenile Girls "1A"						
8	Pierrefonds Comprehensive HS - PCHS	8	8	0	0	16
	St Thomas HS - STT	8	6	2	0	12
	Kuper Academy - KUPER	8	5	3	0	10
	Lower Canada College - LCC.	8	5	3	0	10
	Villa Maria HS - VILLA	8	4	4	0	8
	West Island College - WIC	8	4	4	0	8
	Lindsay Place High School - LPHS	8	3	5	0	6
	Royal West Academy - ROYAL	8	1	7	0	2
	Westwood High School - WWHS	8	0	8	0	0
Juvenile Girls "3A"						
8	MacDonald HS - MACD	8	8	0	0	16
	Beaconsfield HS - BHS	8	5	3	0	10
	Riverdale HS - RIVHS	8	5	3	0	10
	Howard S Billing HS - HSBHS	8	2	6	0	4
	Emmanuel Christian School - EMCS	8	0	8	0	0
Juvenile Girls "3B"						
8	Lakeside Academy - LA.	8	8	0	0	16
	Bialik HS - BIAL	8	6	2	0	12
	Lasalle Community Comp. HS - LCCHS	8	4	4	0	8
	LaurenHill Academy - LAURN	8	2	6	0	4
	John Rennie HS - JRHS	8	0	8	0	0
Juvenile Girls "3C"						
8	Sacred Heart School - SHSM	8	7	1	0	14
	Miss Edgar's and Miss Cramps' - ECS	8	6	2	0	12
	The Study School - STUDY	8	4	4	0	8
	Beurling Academy - BA	8	3	5	0	6
	St George's School - STG	8	0	8	0	0
Juvenile Girls "3D"						
6	Laurier MacDonald HS - LMAC	6	6	0	0	12
	Westmount HS - WHS	6	3	3	0	6
	Trafalgar School for Girls - TRAF	6	3	3	0	6
	Rosemount HS - RHS	6	0	6	0	0
Midget Girls "1A"						
8	Kuper Academy - KUPER	8	8	0	0	16
	Lower Canada College 2 - LCC2	8	5	3	0	10
	Westwood High School - WWHS	8	5	3	0	10
	Villa Maria HS - VILLA	8	2	6	0	4
	Lower Canada College 1 - LCC1	8	0	8	0	0
Midget Girls "3A"						
8	College Ste Anne - CSA	8	7	1	0	14
	Beaconsfield HS - BHS	8	6	2	0	12
	MacDonald HS - MACD	8	3	5	0	6
	Pierrefonds Comprehensive HS - PCHS	8	3	5	0	6
	Lindsay Place High School - LPHS	8	1	7	0	2
Midget Girls "3B"						
8	Sacred Heart School - SHSM	8	7	1	0	14
	Laurier MacDonald HS - LMAC	8	5	3	0	10
	Bialik High School - BIAL	8	5	3	0	10
	Westmount HS - WHS	7	2	5	0	4
	Herzliah High School - HZHS	7	0	7	0	0
Bantam Girls "1A"						
8	St Thomas HS - STT	8	7	1	0	14
	Kuper Academy - KUPER	8	7	1	0	14
	West Island College - WIC	8	4	4	0	8
	Westwood High School - WWHS	8	2	6	0	4
	John Rennie HS - JRHS	8	0	8	0	0
Bantam Girls "1B"						
8	Howard S Billing HS - HSBHS	8	6	2	0	12
	Lower Canada College - LCC.	8	6	2	0	12

G.M.A.A. Badminton Standings 2018

11/04/2018 8:17

School	Games	Win	Loss	Tie	Points
Juvenile Girls 1A					
Emmanuel Christian School	6	6	0	0	12
Lindsay Place High School	6	5	1	0	10
Westwood High School	6	3	2	1	7
West Island College	6	2	4	0	4
Beaconsfield High School	6	2	4	0	4
Riverdale High School	6	1	4	1	3
St Thomas High School	6	1	5	0	2
Juvenile Girls 1B					
Sacred Heart School of Montreal	4	4	0	0	8
Trafalgar High School	4	2	1	1	5
ECS	4	2	2	0	4
Westmount High School	4	1	2	1	3
The Study	4	0	4	0	0
Juvenile Girls 1C					
Villa Maria High School	6	6	0	0	12
Royal West Academy	6	4	2	0	8
Howard S Billings High School	6	1	4	1	3
LaurenHill Academy	6	0	5	1	1
Juvenile Girls 1D					
Rosemount High School	4	4	0	0	8
Marymount Academy	4	2	2	0	4
Kells Academy	4	2	2	0	4
Lower Canada College	4	2	2	0	4
St Georges High School	4	0	4	0	0
Juvenile Boys 1A					
West Island College	4	4	0	0	8
John Rennie High School	4	2	2	0	4
Howard S Billings High School	4	2	2	0	4
Beaconsfield High School	4	2	2	0	4
Emmanuel Christian School	4	0	4	0	0
Juvenile Boys 1B					
Royal West Academy	6	5	1	0	10
St Georges High School	6	3	2	1	7
Westmount High School	6	2	4	0	4
LaurenHill Academy	6	1	4	1	3
Juvenile Boys 1C					
Royal Vale School	4	4	0	0	8
Marymount Academy	4	3	1	0	6
Laurier MacDonald HS	4	2	2	0	4
Kells Academy	4	1	3	0	2
Riverdale High School	4	0	4	0	0
Midget Girls 1A					
Macdonald High School	6	6	0	0	12
Lindsay Place High School	6	4	2	0	8
Emmanuel Christian School	6	3	1	2	8
Beaconsfield High School	6	3	2	1	7
St Thomas High School	6	1	4	1	3
Riverdale High School	6	0	4	2	2
Westwood High School	6	0	4	2	2
Midget Girls 1B					

ECS	4	3	0	1	7
Sacred Heart School of Montreal	4	3	1	0	6
The Study	4	1	1	2	4
Westmount High School	4	1	2	1	3
Trafalgar School for Girls	4	0	4	0	0
Midget Girls 1C					
John Rennie High School	4	3	0	1	7
Villa Maria High School	4	2	1	1	5
Royal West Academy	4	2	1	1	5
LaurenHill Academy	4	0	2	2	2
Howard S Billings High School	4	0	3	1	1
Midget Girls 1D					
Marymount Academy	4	4	0	0	8
St Georges High School	4	2	1	1	5
Kells Academy	4	1	1	2	4
Bialik High School	4	1	2	1	3
Laurier MacDonald HS	4	0	4	0	0
Midget Boys 1A					
West Island College	5	5	0	0	10
John Rennie High School	5	4	1	0	8
Beaconsfield High School	5	3	2	0	6
Macdonald High School	5	1	3	1	3
St Thomas High School	5	0	3	2	2
Westwood High School	5	0	4	1	1
Midget Boys 1B					
St Georges High School	6	6	0	0	12
Royal West Academy	6	4	2	0	8
Westmount High School	6	1	4	1	3
LaurenHill Academy	6	0	5	1	1
Midget Boys 1C					
Marymount Academy	6	6	0	0	12
Kells Academy	6	3	3	0	6
Bialik High School	6	2	3	1	5
Riverdale High School	6	0	5	1	1
Bantam Girls 1A					
West Island College	5	5	0	0	10
Macdonald High School	5	3	2	0	6
Riverdale High School	5	2	2	1	5
St Thomas High School	5	2	3	0	4
Westwood High School	5	1	3	1	3
Beaconsfield High School	5	0	3	2	2
Bantam Girls 1B					
ECS	6	6	0	0	12
Sacred Heart School of Montreal	6	3	2	1	7
The Study	6	2	3	1	5
Westmount High School	6	0	6	0	0
Bantam Girls 1C					
Royal West Academy	4	4	0	0	8
Howard S Billings High School	4	3	1	0	6
John Rennie High School	4	1	2	1	3
Villa Maria High School	4	1	3	0	2
LaurenHill Academy	4	0	3	1	1
Bantam Boys 1A					
John Rennie High School	5	4	0	1	9
West Island College	5	3	0	2	8
St Thomas High School	5	1	1	3	5

Beaconsfield High School	5	1	2	2	4
Macdonald High School	5	1	3	1	3
Westwood High School	5	0	4	1	1
Bantam Boys 1B					
St Georges High School	4	4	0	0	8
Royal West Academy	4	3	1	0	6
LaurenHill Academy	4	1	2	1	3
Villa Maria High School	4	1	2	1	3
Westmount High School	4	0	4	0	0

2018 Boys Track & Field Championship Meet

Wednesday, May 16th, 2018

Riverside Park

05/16/2018 - 05/16/2018

Meet Scores

MALE TEAM Age Group 11 - 13

1	LAVAL ACADEMY	LAVAL	57.000
2	MACDONALD HS	MACD	54.000
3	ROYAL WEST ACADEMY	ROYAL	43.000
4	LOYOLA HS	LOY	28.000
5	WEST ISLAND COLLEGE	WIC	25.000
6	WESTMOUNT HS	WHS	18.000
7	LOWER CANADA COLLEGE	LCC	17.000
8	BEURLING ACADEMY	BA	14.000
9	ROSEMOUNT HS	RHS	12.000
10	SELWYN HOUSE	SELW	11.000
11	KELLS ACADEMY	KELLS	10.000
12	WESTWOOD HS	WWHS	6.000
13	LAKESIDE ACADEMY	LA	5.000
14	LESTER B. PEARSON HS	LBPHS	4.000
15	MARYMOUNT ACADEMY	MMA	2.000
16	JOHN RENNIE HS	JRHS	1.000

MALE TEAM Age Group 14 - 15

1	JOHN RENNIE HS	JRHS	55.000
2	LOYOLA HS	LOY	47.000
3	MACDONALD HS	MACD	27.000
4	SELWYN HOUSE	SELW	25.000
5	ROSEMOUNT HS	RHS	22.000
6	LAVAL ACADEMY	LAVAL	21.000
7	BEACONSFIELD HS	BHS	13.000
8	ROYAL VALE HS	RVALE	12.000
8	LOWER CANADA COLLEGE	LCC	12.000
8	ST THOMAS HS	STT	12.000
11	BEURLING ACADEMY	BA	9.000
12	LESTER B. PEARSON HS	LBPHS	7.000
12	EMMANUEL CHRISTIAN	EMCS	7.000
14	LAURIER MACDONALD HS	LMAC	6.000
14	MAIMONIDE HS	MAI	6.000
16	JOHN F. KENNEDY HS	JFKHS	5.000

16 WEST ISLAND COLLEGE	WIC	5.000
18 ST GEORGES HS	STG	4.000
18 MARYMOUNT ACADEMY	MMA	4.000
20 KUPER ACADEMY	KUPER	3.000
20 LAURENHILL SENIOR	LAURN	3.000
22 LAKESIDE ACADEMY	LA	2.000

MALE TEAM Age Group 16 - 18

1	LOWER CANADA COLLEGE	LCC	59.000
2	ROYAL WEST ACADEMY	ROYAL	40.000
3	LOYOLA HS	LOY	33.000
4	LAURIER MACDONALD HS	LMAC	20.000
5	VINCENT MASSEY COL	VMC	19.000
6	PIERREFONDS COMP HS	PCHS	15.000
7	WESTMOUNT HS	WHS	14.000
8	MACDONALD HS	MACD	11.000
8	MARYMOUNT ACADEMY	MMA	11.000
8	LESTER B. PEARSON HS	LBPHS	11.000
11	ROSEMOUNT HS	RHS	10.000
11	LAURENHILL SENIOR	LAURN	10.000
13	ST THOMAS HS	STT	9.000
13	EMMANUEL CHRISTIAN	EMCS	9.000
15	BIALIK HS	BIAL	7.000
15	KELLS ACADEMY	KELLS	7.000
17	SELWYN HOUSE	SELW	6.000
17	LAVAL ACADEMY	LAVAL	6.000
17	LAKESIDE ACADEMY	LA	6.000
20	HERZLIAH HS	HZHS	2.000
20	BEURLING ACADEMY	BA	2.000
22	JOHN RENNIE HS	JRHS	1.000

MALE INDIVIDUAL Age Group 11 - 13

1	LORD, LOGAN	MACDONALD HS	30.000
2	CAPPELLANO, MATTEO	LOWER CANADA COLLEGE	17.000
3	GHUMANN, ALI	BEURLING ACADEMY	14.000
3	MERID MOORE, BENJAMIN	ROYAL WEST ACADEMY	14.000
5	MAGAFAS, NICHOLAS	LAVAL ACADEMY	13.000
6	CLERK, JUSTIN	WESTMOUNT HS	12.000
7	GILLIES, ADAM	WEST ISLAND COLLEGE	10.000
7	NGUYEN, TK	KELLS ACADEMY	10.000
7	GARXENAJ, JACK	ROYAL WEST ACADEMY	10.000
10	MELL, TRISTAN	MACDONALD HS	9.000

10 PRICE, CHARLES	LOYOLA HS	9.000
12 VOLPE, VINCENZO	LAVAL ACADEMY	7.000
12 BRADITSCH, THOMAS	LAVAL ACADEMY	7.000
12 WEXEL, STEPHEN	LOYOLA HS	7.000
12 SHANMUGALINGAM, VAROTHAYAN	ROSEMOUNT HS	7.000
16 RACZ, ZACHARY	LAVAL ACADEMY	6.000
16 QUENNEVILLE, SAMUEL	WESTWOOD HS	6.000
16 COVINGTON, JACOB	ROYAL WEST ACADEMY	6.000
16 SCHWISBERG, JACOB	WESTMOUNT HS	6.000
16 WILK, DAVID	WEST ISLAND COLLEGE	6.000
21 GRAHAM, SASHY	LAKESIDE ACADEMY	4.000
21 ORTIZ, DAMIAN	LESTER B. PEARSON HS	4.000
21 TOUPIN, NATHAN	LAVAL ACADEMY	4.000
21 GOUVIS, SHAWN	LAVAL ACADEMY	4.000
21 HOWELL, ZEKELL	ROSEMOUNT HS	4.000
21 SALVEMINI, JOSHUA	LAVAL ACADEMY	4.000
21 VAN DER WEE, ZEYN	WEST ISLAND COLLEGE	4.000
21 JOOST, KIERAN	MACDONALD HS	4.000
29 CARUSO, DOMINIC	LOYOLA HS	3.000
29 NELLI, RAFFAELE	ROYAL WEST ACADEMY	3.000
29 KATRANIS, BILLY	WEST ISLAND COLLEGE	3.000
29 BAXENDALE, JULIAN	LOYOLA HS	3.000
33 SALVATI, MATTHEW	SELWYN HOUSE	2.000
33 SWAN, JAMES	SELWYN HOUSE	2.000
33 HUBBARD, CHAD`	MARYMOUNT ACADEMY	2.000
36 BARCA, MATEO	LAVAL ACADEMY	1.000
36 GREXTONNEVS, MICHAEL	ROSEMOUNT HS	1.000
36 MASSARI, LUCA	MACDONALD HS	1.000
36 ABRE, GREGORY	LAKESIDE ACADEMY	1.000
36 REICH, MICHAEL	WEST ISLAND COLLEGE	1.000
36 EDGILL, JAEDEN	SELWYN HOUSE	1.000
36 ANDREOLI, LUCA	LAVAL ACADEMY	1.000
36 LESTON, AZIAH	JOHN RENNIE HS	1.000
MALE INDIVIDUAL Age Group 14 - 15		
1 SWIRSKY, SAMUEL	JOHN RENNIE HS	25.000
2 ROUSSEAU, TOMMY	ROSEMOUNT HS	22.000

3	MANOCCHI, JULIAN	JOHN RENNIE HS	17.000
4	RACETTE, DANIEL	MACDONALD HS	14.000
5	CROSS, DANIEL	ST THOMAS HS	12.000
5	DI GENNARO, DAVIDE	LAVAL ACADEMY	12.000
7	MARTIN, AUSTIN	BEURLING ACADEMY	9.000
7	WAIND, CARTER	JOHN RENNIE HS	9.000
9	WEIMAN, CHRISTIAN	ROYAL VALE HS	7.000
9	QUIROGA, SAMUEL	EMMANUEL CHRISTIAN	7.000
9	LATKOVSKI, ALEXANDRE	SELWYN HOUSE	7.000
9	PAOLUCCI, GIANCARLO	LOYOLA HS	7.000
9	BRUZZESE, JOSEPH	LESTER B. PEARSON HS	7.000
14	BELLOMO, JONATHAN	LAURIER MACDONALD HS	6.000
14	BANOUSIS, NICHOLAS	LOYOLA HS	6.000
16	CYTRYNBAUM, BENJAMIN	LOWER CANADA COLLEGE	5.000
16	GOSNELL, JAMES	WEST ISLAND COLLEGE	5.000
16	RICHARDS, SYLVIO	JOHN F. KENNEDY HS	5.000
16	BRUNO, KAYLAN	SELWYN HOUSE	5.000
16	CROWTHER, PATRICK	ROYAL VALE HS	5.000
16	CARUSO, FRANK	LOYOLA HS	5.000
16	CALLAHAN, BRIAN	MACDONALD HS	5.000
16	VENDITTI, MATTHEW	LOYOLA HS	5.000
16	DE SARNO, LUCA	LOYOLA HS	5.000
25	BOUCHARD-DOULE, ALEXANDER	BEACONSFIELD HS	4.000
25	SAMUEL EL BEZ, TOM	MAIMONIDE HS	4.000
25	SEEPERSAD, RAIN	LOWER CANADA COLLEGE	4.000
25	TAYLOR, ANDREW	BEACONSFIELD HS	4.000
25	RAZA, AIDAN	ST GEORGES HS	4.000
25	RAYNOR, AIDAN	BEACONSFIELD HS	4.000
31	RIZZUTO, VITO	LOYOLA HS	3.000
31	LAW, HUNTER	KUPER ACADEMY	3.000
31	HASELTINE, DEVON	MARYMOUNT ACADEMY	3.000
31	ILKIC, ANTON	LAURENHILL SENIOR	3.000
35	IANNUCILLI, STEPHEN	LAKESIDE ACADEMY	2.000
35	VALIANTE, GIULIANO	LOYOLA HS	2.000
35	TODOROS, JONATHAN	MAIMONIDE HS	2.000
35	WALSH, KALEB28	LOYOLA HS	2.000

35	GIAMPA, LUCA	LAVAL ACADEMY	2.000
40	SCARPETTA, GUILIO	LAVAL ACADEMY	1.000
40	ACKIE, TIMOTHY	MARYMOUNT ACADEMY	1.000
40	POUMBOURAS, CHRISTOPHER	LOWER CANADA COLLEGE	1.000
40	ROCHELEAU, ZACHARY	MACDONALD HS	1.000
40	LAVOIE, JEREMIE	LAVAL ACADEMY	1.000
40	KAUFMAN, NICOLAS	SELWYN HOUSE	1.000
MALE INDIVIDUAL Age Group 16 - 18			
1	SABELLI, NICOLAS	VINCENT MASSEY COL	19.000
1	PRICE-GALLAGHER, CARSON	LOWER CANADA COLLEGE	19.000
3	SMITH, JONAH	LOYOLA HS	14.000
3	BACCHUS, OMAR	WESTMOUNT HS	14.000
5	MASTRODOMENICO, LUCAS	LOWER CANADA COLLEGE	13.000
6	SCOTT LEWIS, JONATHAN	MACDONALD HS	11.000
7	AYUB, HUZAIFA ABBAS	LAURENHILL SENIOR	10.000
7	MANDELOS, PAUL	ROYAL WEST ACADEMY	10.000
7	CONTE, ALESSIO	LAURIER MACDONALD HS	10.000
10	ORTIZ, BRIAN	LESTER B. PEARSON HS	9.000
10	HILDEBRAND, LOUIS	EMMANUEL CHRISTIAN	9.000
12	MACLVER, SAM	ROYAL WEST ACADEMY	8.000
12	MOORE, ERICKSON	ROYAL WEST ACADEMY	8.000
12	MANCINI, DAVID	LOYOLA HS	8.000
15	PERCOPO, RICARDO	LAURIER MACDONALD HS	7.000
15	NIKIDES KOKOLAKIS, TAYLOR	MARYMOUNT ACADEMY	7.000
15	ODLE, ZAIRE	KELLS ACADEMY	7.000
15	HERSCOVITCH, SEAN	BIALIK HS	7.000
19	WHITE, DEVAWN	LOWER CANADA COLLEGE	5.000
19	RIAR, CARSON	LOWER CANADA COLLEGE	5.000
19	SABUDIN, RYAN	ST THOMAS HS	5.000
19	DELORME, CHANCE	PIERREFONDS COMP HS	5.000
23	BARRAFATO, ANTONIO	LOYOLA HS	4.000

23 LEOUSIS, STEFAN	ST THOMAS HS	4.000
23 CULVER, CHARLES	SELWYN HOUSE	4.000
23 QASEM, ABDULLA	LAKESIDE ACADEMY	4.000
23 HEWITT-DESIR, HAIVEN	ROSEMOUNT HS	4.000
23 KNOTT-LEECOCK, TYRELL	ROSEMOUNT HS	4.000
29 BRADSHAW, DEVON	ROYAL WEST ACADEMY	3.000
29 FILLION, ERIC	LAURIER MACDONALD HS	3.000
29 CYRIUS-GAGE, SYDNEY	LAVAL ACADEMY	3.000
29 BARG, MATTHEW	LOWER CANADA COLLEGE	3.000
33 CHRISTIANO, ROCCO	SELWYN HOUSE	2.000
33 KALSI, JASMIT	LESTER B. PEARSON HS	2.000
33 PEARSON, ANDREW	PIERREFONDS COMP HS	2.000
33 MOORE, ROBIN	ROYAL WEST ACADEMY	2.000
33 CHALKHOUN-HERBELLA, MICHAEL	HERZLIAH HS	2.000
33 D'AMICO, JULIUS	LOYOLA HS	2.000
33 JONES, RASHEIM	BEURLING ACADEMY	2.000
40 IGNACZ, KIERON	MARYMOUNT ACADEMY	1.000
40 BOISVERT, KEVIN	LAVAL ACADEMY	1.000
40 LOPEZ, BEN	JOHN RENNIE HS	1.000
40 BARSALOU, GREG	PIERREFONDS COMP HS	1.000

Meet Results

<u>Ev# 1 BOYS 11-13 Bantam 100m Dash</u>	<u>Ev# 2 BOYS 11-13 Bantam 200m Run</u>	<u>Ev# 3 BOYS 11-13 Bantam 400m Run</u>	<u>Ev# 4 BOYS 11-13 Bantam 800m Run</u>
<u>Ev# 5 BOYS 11-13 Bantam 1500m Run</u>	<u>Ev# 6 BOYS 11-13 Bantam 3000m Run</u>	<u>Ev# 7 BOYS 11-13 Bantam 4x100m Relay</u>	<u>Ev# 8 BOYS 11-13 Bantam 4x400m Relay</u>
<u>Ev# 9 BOYS 11-13 Bantam High Jump</u>	<u>Ev# 10 BOYS 11-13 Bantam Long Jump</u>	<u>Ev# 11 BOYS 11-13 Bantam Triple Jump</u>	<u>Ev# 12 BOYS 11-13 Bantam Shot Put</u>
<u>Ev# 13 BOYS 11-13 Bantam Discus Throw</u>	<u>Ev# 14 BOYS 11-13 Bantam Javelin Throw</u>	<u>Ev# 15 BOYS 14-15 Midget 100m Dash</u>	<u>Ev# 16 BOYS 14-15 Midget 200m Run</u>
<u>Ev# 17 BOYS 14-15 Midget 400m Run</u>	<u>Ev# 18 BOYS 14-15 Midget 800m Run</u>	<u>Ev# 19 BOYS 14-15 Midget 1500m Run</u>	<u>Ev# 20 BOYS 14-15 Midget 3000m Run</u>
<u>Ev# 21 BOYS 14-15 Midget 4x100m Relay</u>	<u>Ev# 22 BOYS 14-15 Midget 4x400m Relay</u>	<u>Ev# 23 BOYS 14-15 Midget High Jump</u>	<u>Ev# 24 BOYS 14-15 Midget Long Jump</u>
<u>Ev# 25 BOYS 14-15 Midget Triple Jump</u>	<u>Ev# 26 BOYS 14-15 Midget Shot Put</u>	<u>Ev# 27 BOYS 14-15 Midget Discus Throw</u>	<u>Ev# 28 BOYS 14-15 Midget Javelin Throw</u>

Ev# 29 BOYS 16-18 Juvenile 100m Dash	Ev# 30 BOYS 16-18 Juvenile 200m Run	Ev# 31 BOYS 16-18 Juvenile 400m Run	Ev# 32 BOYS 16-18 Juvenile 800m Run
Ev# 33 BOYS 16-18 Juvenile 1500m Run	Ev# 34 BOYS 16-18 Juvenile 3000m Run	Ev# 35 BOYS 16-18 Juvenile 4x100m Relay	Ev# 36 BOYS 16-18 Juvenile 4x400m Relay
Ev# 37 BOYS 16-18 Juvenile High Jump	Ev# 38 BOYS 16-18 Juvenile Long Jump	Ev# 39 BOYS 16-18 Juvenile Triple Jump	Ev# 40 BOYS 16-18 Juvenile Shot Put
Ev# 41 BOYS 16-18 Juvenile Discus Throw	Ev# 42 BOYS 16-18 Javelin Throw		

[\[Top of Page\]](#) [\[Event List\]](#)

Event 1 BOYS 11-13 Bantam 100m Dash

FINALS

NAME	AGE	TEAM	TIME
1 Benjamin Merid Moore	12	ROYAL	12.89
2 Logan Lord	12	MACD	13.06
3 Ali Ghumann	12	BA	13.23
4 Nicholas Magafas	12	LAVAL	13.36
5 Samuel Quenneville	12	WWHS	13.53
6 Zekell Howell	12	RHS	13.68
7 Vincenzo Volpe	12	LAVAL	13.69
8 James Swan	12	SELW	14.03

PRELIMS

1 Benjamin Merid Moore	12	ROYAL	12.85 Q
2 Ali Ghumann	12	BA	13.05 q
3 Logan Lord	12	MACD	13.15 Q
4 Vincenzo Volpe	12	LAVAL	13.31 q
5 Samuel Quenneville	12	WWHS	13.47 q
6 Zekell Howell	12	RHS	13.57 q
7 Nicholas Magafas	12	LAVAL	13.58 q
8 James Swan	12	SELW	13.93 q
9 Michael Reich	12	WIC	14.08
10 Varothayan Shanmugalingam	12	RHS	14.19
11 Trey Harvey-Holder	12	JRHS	14.26
12 Jacob Schwisberg	12	WHS	14.37
13 Dean Farius	12	SELW	14.59

[\[Top of Page\]](#) [\[Event List\]](#)

Event 2 BOYS 11-13 Bantam 200m Run**FINALS**

NAME	AGE	TEAM	TIME
1 Benjamin Merid Moore	12	ROYAL	25.43
2 Ali Ghumann	12	BA	25.70
3 Logan Lord	12	MACD	25.98
4 Zekell Howell	12	RHS	27.64
5 Nicholas Magafas	12	LAVAL	28.15
6 Jacob Schwisberg	12	WHS	29.07

PRELIMS

1 Benjamin Merid Moore	12	ROYAL	25.99 Q
2 Logan Lord	12	MACD	26.06 Q
3 Ali Ghumann	12	BA	26.48 Q
4 Jacob Schwisberg	12	WHS	27.30 Q
5 Nicholas Magafas	12	LAVAL	27.47 Q
6 Zekell Howell	12	RHS	27.55 Q
7 Samuel Quenneville	12	WWHS	27.72
8 Massimo Romanelli	12	LAVAL	28.05
9 Matthew Wolowicz	12	MACD	28.77
10 Michael Reich	12	WIC	28.87
11 Tyrell Burrowes	12	MACD	29.15
12 Varothayan Shanmugalingam	12	RHS	29.50
13 TK Nguyen	12	KELLS	29.57
14 Kalen Tendo	12	BHS	29.84
15 Jack Robinson	12	LCC	30.08
16 Trent Deschamps [99023]	12	ROYAL	30.09
17 Benjamin Fayer [99024]	12	BIAL	30.68

[\[Top of Page\]](#) [\[Event List\]](#)

Event 3 BOYS 11-13 Bantam 400m Run

NAME	AGE	TEAM	TIME
1 Logan Lord	12	MACD	1:00.40
2 Matteo Cappellano	12	LCC	1:01.57

3	Jack Garxenaj	12	ROYAL	1:02.90
4	Jacob Schwisberg	12	WHS	1:02.98
5	James Swan	12	SELW	1:03.12
6	Zachary Racz	12	LAVAL	1:05.57
7	Matthew Wolowicz	12	MACD	1:06.04
8	Alejandro Sotelo	12	LOY	1:06.78
9	Adam Stoljar-Gold	12	STG	1:06.86
10	Gavin Gravel-Switzman	12	ROYAL	1:07.67
11	Michael Grextonnevs	12	RHS	1:08.07
12	Guillaume Charbonneau	12	SELW	1:08.41
13	Stephen Wexel	12	LOY	1:09.32
14	Dominic Caruso	12	LOY	1:18.23

[\[Top of Page\]](#) [\[Event List\]](#)

Event 4 BOYS 11-13 Bantam 800m Run

NAME	AGE	TEAM	TIME	
1	Logan Lord	12	MACD	2:21.61
2	Matteo Cappellano	12	LCC	2:23.20
3	Kieran Joost	12	MACD	2:25.77
4	Jack Garxenaj	12	ROYAL	2:28.14
5	Jacob Schwisberg	12	WHS	2:33.05
6	Mateo Barca	12	LAVAL	2:36.32
7	Justin Clerk	12	WHS	2:39.58
8	Stephen Wexel	12	LOY	2:44.19
9	Gavin Gravel-Switzman	12	ROYAL	2:45.43
10	Oliver Deplace	12	SELW	2:47.30
11	Riley Klar	12	LCC	2:48.60
12	William Rousseau	12	MACD	2:49.71

[\[Top of Page\]](#) [\[Event List\]](#)

Event 5 BOYS 11-13 Bantam 1500m Run

NAME	AGE	TEAM	TIME	
1	Matteo Cappellano	12	LCC	4:53.43
2	Justin Clerk	12	WHS	4:54.51
3	Charles Price	12	LOY	5:10.12

4	Jack Garxenaj	12	ROYAL	5:17.91
5	Jacob Covington	12	ROYAL	5:18.06
6	Michael Grextonnevs	12	RHS	5:32.90
7	Raffaele Nelli	12	ROYAL	5:33.04
8	Mateo Barca	12	LAVAL	5:33.31
9	Guillaume Charbonneau	12	SELW	5:37.28
10	Sam Morra	12	LA	5:39.11
11	Owen Frankel	12	SELW	5:47.85
12	David Cross	12	STT	6:02.60
13	Noah Fischer	12	WIC	6:16.44

[\[Top of Page\]](#) [\[Event List\]](#)

Event 6 BOYS 11-13 Bantam 3000m Run

NAME	AGE	TEAM	TIME	
1	Justin Clerk	12	WHS	10:29.36
2	Charles Price	12	LOY	11:02.93
3	Jacob Covington	12	ROYAL	11:21.62
4	Raffaele Nelli	12	ROYAL	12:02.20
5	Matthew Salvati	12	SELW	12:25.33
6	Luca Massari	12	MACD	12:47.87
7	Owen Frankel	12	SELW	12:48.56
8	Tahnyus Steer	12	PCHS	13:15.91
9	Yianni Vounasis	12	WIC	13:20.53
10	Felix Yu	12	WIC	13:43.54

[\[Top of Page\]](#) [\[Event List\]](#)

Event 7 BOYS 11-13 Bantam 4x100m Relay

NAME	TEAM	TIME	
1	Laval Academy A	LAVAL	52.97
2	Royal West Academy A	ROYAL	55.06
3	Loyola HS A	LOY	55.08
4	Macdonald HS A	MACD	55.11
5	Selwyn House A	SELW	56.86
6	West Island College A	WIC	59.01
7	Rosemount HS A	RHS	1:00.89

[\[Top of Page\]](#) [\[Event List\]](#)**Event 8 BOYS 11-13 Bantam 4x400m Relay**

NAME	TEAM	TIME
1 Macdonald HS A	MACD	4:27.99
2 Royal West Academy A	ROYAL	4:30.57
3 Selwyn House A	SELW	4:31.71
4 Laval Academy A	LAVAL	4:31.79
5 Loyola HS A	LOY	4:59.78

[\[Top of Page\]](#) [\[Event List\]](#)**Event 9 BOYS 11-13 Bantam High Jump**

NAME	AGE	TEAM	MARK
1 Vincenzo Volpe	12	LAVAL	1.50m
2 Zachary Racz	12	LAVAL	1.45m
3 Zeyn Van Der Wee	12	WIC	1.45m
4 Nicholas Magafas	12	LAVAL	1.45m
5 TK Nguyen	12	KELLS	1.40m
6 Gregory Abre	12	LA	1.40m
7 Jaeden Edgill	12	SELW	1.40m
8 Lucas Munro	12	LOY	1.25m
Kalen Tendo	12	BHS	NM
Eitan Marciano	12	CENT	NM
Oscar Ham	12	SELW	NM

[\[Top of Page\]](#) [\[Event List\]](#)**Event 10 BOYS 11-13 Bantam Long Jump**

NAME	AGE	TEAM	MARK
1 Logan Lord	12	MACD	4.92m
2 Ali Ghumann	12	BA	4.72m
3 Samuel Quenneville	12	WWHS	4.58m
4 TK Nguyen	12	KELLS	4.58m
5 Damian Ortiz	12	LBPHS	4.42m
6 Michael Reich	12	WIC	4.40m
7 Tristan Maier	12	RVALE	4.36m

8	Joshua Salvemini	12	LAVAL	4.34m
9	Gregory Abre	12	LA	4.29m
10	Michael Grextonnevs	12	RHS	4.05m
11	Trey Harvey-Holder	12	JRHS	3.97m
12	Chucko Mukoro	12	LA	3.97m
13	Eric Nyhus	12	STT	3.68m
14	Bruce Cameron	12	STT	3.67m

[\[Top of Page\]](#) [\[Event List\]](#)

Event 11 BOYS 11-13 Bantam Triple Jump

	NAME	AGE	TEAM	MARK
1	Stephen Wexel	12	LOY	10.41m
2	TK Nguyen	12	KELLS	10.16m
3	Joshua Salvemini	12	LAVAL	9.90m
4	Billy Katranis	12	WIC	9.63m
5	Damian Ortiz	12	LBPHS	9.13m
6	Jaeden Edgill	12	SELW	8.66m
7	Russel Yenzio	12	LAVAL	8.44m
8	Matteo Farius	12	SELW	7.87m
9	Julian Baxendale	12	LOY	7.52m
10	Jonathan Foster	12	MACD	6.92m

[\[Top of Page\]](#) [\[Event List\]](#)

Event 12 BOYS 11-13 Bantam Shot Put

	NAME	AGE	TEAM	MARK
1	Thomas Braditsch	12	LAVAL	9.84m
2	Tristan Mell	12	MACD	9.70m
3	Sashy Graham	12	LA	9.11m
4	Adam Gillies	12	WIC	9.02m
5	Chad` Hubbard	12	MMA	9.01m
6	Luca Andreoli	12	LAVAL	9.00m
7	Liam Brian	12	WWHS	8.77m
8	Aziah Leston	12	JRHS	8.57m
9	Shawn Gouvis	12	LAVAL	8.15m
10	Shawn Pereira	12	RHS	7.72m

11	Kome Fortuna	12	RVALE	7.61m
12	Mayar Rekmani	12	RHS	7.52m
13	Sameer Nasir	12	MMA	7.11m
14	Tristan Maier	12	RVALE	6.71m
15	Lucas Munro	12	LOY	6.60m
16	Ethan Moryoussef	12	MAI	6.33m

[\[Top of Page\]](#) [\[Event List\]](#)

Event 13 BOYS 11-13 Bantam Discus Throw

	NAME	AGE	TEAM	MARK
1	Adam Gillies	12	WIC	25.04m
2	David Wilk	12	WIC	21.53m
3	Shawn Gouvis	12	LAVAL	19.74m
4	Dominic Caruso	12	LOY	19.66m
5	Nathan Toupin	12	LAVAL	19.30m
6	Aziah Leston	12	JRHS	18.94m
7	Sean Bourque	12	LOY	18.18m
8	Sashy Graham	12	LA	18.06m
9	Michael Mourice	12	JRHS	15.72m
10	William McClintock	12	MACD	15.67m
11	Tristan Mell	12	MACD	15.38m
12	Nolan McDonald	12	WIC	15.31m
13	Mayar Rekmani	12	RHS	14.59m
14	Alex Kovalchuk	12	KELLS	13.86m
15	Shawn Pereira	12	RHS	13.22m

[\[Top of Page\]](#) [\[Event List\]](#)

Event 14 BOYS 11-13 Bantam Javelin Throw

	NAME	AGE	TEAM	MARK
1	Varothayan Shanmugalingam	12	RHS	27.84m
2	Nicholas Magafas	12	LAVAL	27.27m
3	Tristan Mell	12	MACD	25.07m
4	Julian Baxendale	12	LOY	23.29m
5	Nathan Toupin	12	LAVAL	23.21m
6	David Wilk	12	WIC	21.89m

7	Dominik Cappelletti	12	LAVAL	21.06m
8	Luke Caporuscio	12	LOY	18.45m
9	Adam Gillies	12	WIC	15.98m
10	Sashy Graham	12	LA	14.47m
11	Riley Klar	12	LCC	14.41m
12	Matteo Cappellano	12	LCC	14.33m
13	William McClintock	12	MACD	12.25m
14	Ethan Moryoussef	12	MAI	9.35m

[\[Top of Page\]](#) [\[Event List\]](#)

Event 15 BOYS 14-15 Midget 100m Dash

FINALS

NAME	AGE	TEAM	TIME
1 Giancarlo Paolucci	15	LOY	12.48
2 Samuel Swirsky	14	JRHS	12.52
3 Alexandre Latkovski	14	SELW	12.75
4 Julian Manocchi	14	JRHS	12.90
5 Luca Giampa	14	LAVAL	12.91
6 Timothy Ackie	14	MMA	13.19
7 Justin Crawford	14	MACD	13.20
8 Tommy Rousseau	14	RHS	13.42

PRELIMS

1 Samuel Swirsky	14	JRHS	12.37 Q
2 Giancarlo Paolucci	15	LOY	12.60 Q
3 Julian Manocchi	14	JRHS	12.71 q
4 Alexandre Latkovski	14	SELW	12.78 q
5 Luca Giampa	14	LAVAL	12.87 q
6 Tommy Rousseau	14	RHS	12.97 q
7 Justin Crawford	14	MACD	12.99 q
8 Timothy Ackie	14	MMA	13.09 q
9 Malakai Whittaker	14	MMA	13.10
10 Nicolas Knez	14	LAVAL	13.26
11 Nicolas Kaufman	14	SELW	13.28
12 Alexander Bouchard-Doule	14	BHS	13.47

13 Davide Di Gennaro 14 LAVAL 14.97

[\[Top of Page\]](#) [\[Event List\]](#)

Event 16 BOYS 14-15 Midget 200m Run

FINALS

NAME	AGE	TEAM	TIME
1 Davide Di Gennaro	14	LAVAL	25.00
2 Austin Martin	14	BA	25.13
3 Tommy Rousseau	14	RHS	25.22
4 Alexandre Latkovski	14	SELW	25.87
5 Matthew Venditti	15	LOY	26.00
6 Nicolas Kaufman	14	SELW	26.45

PRELIMS

1 Davide Di Gennaro	14	LAVAL	24.76 Q
2 Austin Martin	14	BA	25.12 Q
3 Alexandre Latkovski	14	SELW	25.21 q
4 Tommy Rousseau	14	RHS	25.25 Q
5 Matthew Venditti	15	LOY	25.65 q
6 Nicolas Kaufman	14	SELW	25.77 q
7 Justin Crawford	14	MACD	25.97
8 Luca Giampa	14	LAVAL	26.05
9 Kaylan Bruno	14	SELW	26.23
10 Ari Tendo	14	BHS	26.28
11 Roberto Lato	15	LOY	26.30
12 Nicolas Knez	14	LAVAL	26.58
13 Anilah Harris Rowe	14	BA	26.77
14 Carl-Emmanuel Fado	15	EMCS	27.08
15 Amine Bellal	14	JFKHS	27.13

[\[Top of Page\]](#) [\[Event List\]](#)

Event 17 BOYS 14-15 Midget 400m Run

NAME	AGE	TEAM	TIME
1 Tommy Rousseau	14	RHS	57.34
2 Kaylan Bruno	14	SELW	57.56

3	Aidan Raza	14	STG	1:01.22
4	Matthew Venditti	15	LOY	1:01.66
5	Nicholas Banousis	15	LOY	1:01.99
6	Christopher Poubouras	14	LCC	1:02.79
7	Alexander Bouchard-Doule	14	BHS	1:02.86
8	Zachary Rocheleau	14	MACD	1:03.36
9	Luca Vincelli	14	LAVAL	1:03.79
10	Dillon Louie	14	BHS	1:03.99
11	Ariel Halimi	14	MAI	1:04.38
12	Kennedy Banda	14	LAVAL	1:05.91

[\[Top of Page\]](#) [\[Event List\]](#)

Event 18 BOYS 14-15 Midget 800m Run

NAME	AGE	TEAM	TIME	
1	Daniel Racette	14	MACD	2:10.92
2	Samuel Quiroga	15	EMCS	2:23.44
3	Nicholas Banousis	15	LOY	2:25.81
4	Devon Haseltine	14	MMA	2:26.82
5	Giuliano Valiante	15	LOY	2:28.90
6	Zachary Rocheleau	14	MACD	2:29.74
7	Christopher Poubouras	14	LCC	2:29.94
8	Zachrie Sailes	14	MMA	2:31.52
9	Benjamin Cytrynbaum	14	LCC	2:35.78
10	Brian Callahan	14	MACD	2:38.71
11	Dillon Louie	14	BHS	2:39.80
12	Anthony Di Primio	14	STT	2:46.81
13	Anton Ilkic	14	LAURN	2:52.31

[\[Top of Page\]](#) [\[Event List\]](#)

Event 19 BOYS 14-15 Midget 1500m Run

NAME	AGE	TEAM	TIME	
1	Daniel Racette	14	MACD	4:30.00
2	Daniel Cross	14	STT	4:40.18
3	Carter Waind	14	JRHS	4:52.82
4	Jonathan Bellomo	14	LMAC	4:56.56

5	Samuel Quiroga	15	EMCS	4:59.26
6	Vito Rizzuto	14	LOY	5:07.49
7	Devon Haseltine	14	MMA	5:09.89
8	Simon Trudeau	14	SELW	5:10.17
9	Aidan Raynor	14	BHS	5:11.29
10	James Gosnell	14	WIC	5:18.70
11	Ilan Uzan	14	MAI	5:24.32
12	Rocky Mancini	14	LBPHS	5:28.90

[\[Top of Page\]](#) [\[Event List\]](#)

Event 20 BOYS 14-15 Midget 3000m Run

NAME	AGE	TEAM	TIME
1 Daniel Cross	14	STT	9:56.17
2 James Gosnell	14	WIC	10:43.85
3 Aidan Raynor	14	BHS	10:52.01
4 Jonathan Bellomo	14	LMAC	11:15.07
5 Vito Rizzuto	14	LOY	11:33.78
6 Benjamin Cytrynbaum	14	LCC	11:45.37
7 Luca Pascali	14	LOY	11:45.45
8 Anthony Di Primio	14	STT	11:45.54
9 Rocky Mancini	14	LBPHS	12:02.29
10 Benjamin Di Nezza	14	SELW	12:14.67
11 Vincent Arui	14	LAURN	12:27.92
12 Erik Oldland	14	STG	12:45.52

[\[Top of Page\]](#) [\[Event List\]](#)

Event 21 BOYS 14-15 Midget 4x100m Relay

NAME	TEAM	TIME
1 Loyola HS A	LOY	49.03
2 Selwyn House A	SELW	50.81
3 John Rennie HS A	JRHS	50.84
4 Macdonald HS A	MACD	51.09
5 Laval Academy A	LAVAL	51.55
6 Beaconsfield HS A	BHS	53.35
7 Rosemount HS A	RHS	55.93

[\[Top of Page\]](#) [\[Event List\]](#)

Event 22 BOYS 14-15 Midget 4x400m Relay

NAME	TEAM	TIME
1 Selwyn House A	SELW	3:57.31
2 Loyola HS A	LOY	4:04.45
3 Macdonald HS A	MACD	4:12.37
4 Laval Academy A	LAVAL	4:27.59
5 Lower Canada College A	LCC	4:57.48

[\[Top of Page\]](#) [\[Event List\]](#)

Event 23 BOYS 14-15 Midget High Jump

NAME	AGE	TEAM	MARK
1 Christian Weiman	14	RVALE	1.61m
2 Sylvio Richards	14	JFKHS	1.56m
3 Tommy Rousseau	14	RHS	1.56m
4 Frank Caruso	15	LOY	1.50m
5 Stephen Iannuccilli	14	LA	1.50m
6 Jeremie Lavoie	14	LAVAL	1.50m
7 Kaylan Bruno	14	SELW	1.45m
7 Evan Hardy	15	LOY	1.45m
9 Matthew Carrington	14	JRHS	1.45m
10 Jonathan Bellomo	14	LMAC	1.45m
11 Sacha Lee-Gemes	14	WHS	1.40m
Nicholas Polletta	14	LAVAL	NM

[\[Top of Page\]](#) [\[Event List\]](#)

Event 24 BOYS 14-15 Midget Long Jump

NAME	AGE	TEAM	MARK
1 Tommy Rousseau	14	RHS	5.85m
2 Davide Di Gennaro	14	LAVAL	5.61m
3 Samuel Swirsky	14	JRHS	5.50m
4 Austin Martin	14	BA	5.45m
5 Julian Manocchi	14	JRHS	5.40m
6 Alexander Bouchard-Doule	14	BHS	5.06m

7	Nelson Tadonki	14	CENT	4.99m
8	Keith Acker	14	MMA	4.86m
9	Anilah Harris Rowe	14	BA	4.73m
10	Sacha Lee-Gemes	14	WHS	4.47m
11	Anton Ilkic	14	LAURN	4.44m
12	Kyle McGown	14	WIC	4.22m

[\[Top of Page\]](#) [\[Event List\]](#)

Event 25 BOYS 14-15 Midget Triple Jump

NAME	AGE	TEAM	MARK
1 Samuel Swirsky	14	JRHS	11.31m
2 Julian Manocchi	14	JRHS	11.27m
3 Benjamin Cytrynbaum	14	LCC	11.10m
4 Alexander Bouchard-Doule	14	BHS	10.44m
5 Jonathan Todoros	14	MAI	10.21m
6 Austin Martin	14	BA	9.30m
7 Cyrus Chinoy	14	JRHS	8.69m
8 Zachary Hazan de Cruz	14	WHS	7.85m

[\[Top of Page\]](#) [\[Event List\]](#)

Event 26 BOYS 14-15 Midget Shot Put

NAME	AGE	TEAM	MARK
1 Joseph Bruzzese	14	LBPHS	12.68m
2 Patrick Crowther	14	RVALE	11.54m
3 Rain Seepersad	14	LCC	11.53m
4 Andrew Taylor	14	BHS	11.29m
5 Samuel Swirsky	14	JRHS	11.10m
6 Guilio Scarpetta	14	LAVAL	10.78m
7 Nelson Massa	14	JFKHS	10.72m
8 Christian Artelle	14	MACD	10.49m
9 Frank Caruso	15	LOY	10.37m
10 Carter Waind	14	JRHS	10.36m
11 Brian Callahan	14	MACD	10.12m
12 Josh Acre-Hosain	14	WHS	8.84m
13 Teo Di Girolamo	14	LAVAL	7.64m

14 Paolo Kisso 14 KUPER 6.95m

[\[Top of Page\]](#) [\[Event List\]](#)

Event 27 BOYS 14-15 Midget Discus Throw

NAME	AGE	TEAM	MARK
1 Samuel Swirsky	14	JRHS	26.79m
2 Luca De Sarno	15	LOY	25.17m
3 Tom Samuel El Bez	14	MAI	25.13m
4 Anton Ilkic	14	LAURN	24.22m
5 Frank Caruso	15	LOY	22.94m
6 Brian Callahan	14	MACD	22.91m
7 George Potter	14	LCC	21.64m
8 Nicholas Polletta	14	LAVAL	20.57m
9 Spencer McArthur	15	EMCS	20.42m
10 Matteo Cefaloni	14	LAVAL	19.84m
11 Jonathan Cauvy [99025]	14	MAI	19.07m
12 Josh Acre-Hosain	14	WHS	19.06m
13 Samuele De Cosmo	14	WIC	18.01m
14 Paolo Kisso	14	KUPER	16.82m
15 Nelson Massa	14	JFKHS	16.62m
16 Cyrus Chinoy	14	JRHS	15.52m
17 Skander Mahfoudhi	14	KUPER	13.87m

[\[Top of Page\]](#) [\[Event List\]](#)

Event 28 BOYS 14-15 Midget Javelin Throw

NAME	AGE	TEAM	MARK
1 Julian Manocchi	14	JRHS	34.02m
2 Carter Waind	14	JRHS	32.15m
3 Brian Callahan	14	MACD	31.23m
4 Hunter Law	14	KUPER	30.10m
5 Kaleb28 Walsh	15	LOY	29.77m
6 Andrew Taylor	14	BHS	29.09m
7 Nicholas Polletta	14	LAVAL	28.87m
8 Justin Crawford	14	MACD	27.15m
9 Dillon Louie	14	BHS	23.62m

10	Michael Proulx	14	JFKHS	23.48m
11	Jeremie Lavoie	14	LAVAL	19.77m
12	Stuart Iannacci	14	CENT	16.12m
13	Paolo Kisso	14	KUPER	15.45m

[\[Top of Page\]](#) [\[Event List\]](#)

Event 29 BOYS 16-18 Juvenile 100m Dash

FINALS

	NAME	AGE	TEAM	TIME
1	Omar Bacchus	17	WHS	11.88
2	Paul Mandelos	17	ROYAL	12.00
3	Charles Culver	17	SELW	12.32
4	Jonathan Scott Lewis	17	MACD	12.36
5	Sydney Cyrius-Gage	17	LAVAL	12.37
6	Kieron Ignacz	17	MMA	12.74
7	Rocco Christiano	17	SELW	12.94
8	Kyle Holland	17	LCC	13.14

PRELIMS

1	Paul Mandelos	17	ROYAL	12.00 Q
2	Omar Bacchus	17	WHS	12.21 Q
3	Sydney Cyrius-Gage	17	LAVAL	12.32 q
4	Charles Culver	17	SELW	12.49 q
5	Kieron Ignacz	17	MMA	12.64 q
6	Rocco Christiano	17	SELW	12.68 q
7	Jonathan Scott Lewis	17	MACD	12.71 q
8	Kyle Holland	17	LCC	12.95 q
9	Mikael Baril	17	LCC	13.31
10	Ethan Baggoo	17	ROYAL	13.48

[\[Top of Page\]](#) [\[Event List\]](#)

Event 30 BOYS 16-18 Juvenile 200m Run

FINALS

	NAME	AGE	TEAM	TIME
1	Ricardo Percopo	17	LMAC	23.29

2	Paul Mandelos	17	ROYAL	23.40
3	Omar Bacchus	17	WHS	23.84
4	Jonathan Scott Lewis	17	MACD	24.63
5	Rocco Christiano	17	SELW	25.53
6	Sydney Cyrius-Gage	17	LAVAL	26.52

PRELIMS

1	Ricardo Percopo	17	LMAC	23.81 Q
2	Paul Mandelos	17	ROYAL	23.83 Q
3	Omar Bacchus	17	WHS	24.17 Q
4	Jonathan Scott Lewis	17	MACD	24.83 q
5	Sydney Cyrius-Gage	17	LAVAL	25.12 q
6	Rocco Christiano	17	SELW	25.28 q
7	Charles Culver	17	SELW	25.29
8	Codyy Delorme	17	PCHS	25.69
9	Matthew Barg	17	LCC	25.81
10	Quinten Carrington	17	JRHS	26.00
11	Michael D'altilia	17	JFKHS	26.85
	Kyle Holland	17	LCC	DNF

[\[Top of Page\]](#) [\[Event List\]](#)

Event 31 BOYS 16-18 Juvenile 400m Run

	NAME	AGE	TEAM	TIME
1	Carson Price-Gallagher	17	LCC	54.72
2	Jonathan Scott Lewis	17	MACD	56.73
3	Lucas Mastrodomenico	17	LCC	57.79
4	Huzaiifa Abbas Ayub	17	LAURN	58.42
5	Ryan Sabudin	17	STT	58.88
6	David Mancini	17	LOY	59.46
7	Jeongia Cho	17	RVALE	1:02.24
8	Anthony Mirarchi	17	LOY	1:02.58
9	William Murphy	17	PCHS	1:03.69
10	Quin Lagden	17	WIC	1:03.79
11	William Bilhete	17	RHS	1:06.00
12	Lucas Gold	17	LCC	1:07.88

13 Avichai Harrouch 17 MAI 1:09.15

[\[Top of Page\]](#) [\[Event List\]](#)

Event 32 BOYS 16-18 Juvenile 800m Run

NAME	AGE	TEAM	TIME
1 Carson Price-Gallagher	17	LCC	2:09.07
2 Louis Hildebrand	17	EMCS	2:12.94
3 Huzaifa Abbas Ayub	17	LAURN	2:19.11
4 Ryan Sabudin	17	STT	2:22.12
5 Robin Moore	17	ROYAL	2:24.97
6 Chance Delorme	17	PCHS	2:28.36
7 Matteo Lorenzoni	17	LOY	2:31.67
8 Greg Barsalou	17	PCHS	2:37.46
9 Thomas jimenez arguelles	17	LCC	2:40.00

[\[Top of Page\]](#) [\[Event List\]](#)

Event 33 BOYS 16-18 Juvenile 1500m Run

NAME	AGE	TEAM	TIME
1 Jonah Smith	17	LOY	4:34.16
2 Carson Price-Gallagher	17	LCC	4:40.88
3 Louis Hildebrand	17	EMCS	4:42.17
4 Erickson Moore	17	ROYAL	4:45.56
5 Huzaifa Abbas Ayub	17	LAURN	4:48.54
6 Carson Riar	17	LCC	4:53.60
7 Michael Chalkoun-Herbell	17	HZHS	5:12.18
8 Robin Moore	17	ROYAL	5:12.31
9 Samuel Gerena	17	MMA	5:20.10
10 Benjamin Sauvageau	17	LOY	5:21.63
11 Askaar Nagalingam	17	PCHS	5:28.03

[\[Top of Page\]](#) [\[Event List\]](#)

Event 34 BOYS 16-18 Juvenile 3000m Run

NAME	AGE	TEAM	TIME
1 Jonah Smith	17	LOY	9:51.79
2 Erickson Moore	17	ROYAL	10:14.84
3 Carson Riar	17	LCC	10:45.60

4	Matthew Barg	17	LCC	11:00.75
5	Michael Chalkhoun-Herbell	17	HZHS	11:00.93
6	Ben Lopez	17	JRHS	11:10.29
7	Quin Lagden	17	WIC	11:11.95
8	Benjamin Sauvageau	17	LOY	11:47.48
9	Samuel Gerena	17	MMA	11:58.10
10	Alan Johnson	17	STG	11:58.36
11	Greg Barsalou	17	PCHS	12:20.20

[\[Top of Page\]](#) [\[Event List\]](#)

Event 35 BOYS 16-18 Juvenile 4x100m Relay

	NAME	TEAM	TIME
1	Lower Canada College A	LCC	48.66
2	Royal West Academy A	ROYAL	49.96
3	Pierrefonds Comp HS A	PCHS	50.04
4	Marymount Academy A	MMA	50.84
5	Rosemount HS A	RHS	50.85
6	Laval Academy A	LAVAL	50.87
7	Lakeside Academy A	LA	52.01
8	Loyola HS A	LOY	52.57
9	Kells Academy A	KELLS	52.91

[\[Top of Page\]](#) [\[Event List\]](#)

Event 36 BOYS 16-18 Juvenile 4x400m Relay

	NAME	TEAM	TIME
1	Lower Canada College A	LCC	4:06.09
2	Loyola HS A	LOY	4:11.94
3	Royal West Academy A	ROYAL	4:16.11
4	Pierrefonds Comp HS A	PCHS	4:18.15
5	Lakeside Academy A	LA	4:18.29
6	Laval Academy A	LAVAL	4:48.90

[\[Top of Page\]](#) [\[Event List\]](#)

Event 37 BOYS 16-18 Juvenile High Jump

NAME	AGE	TEAM	MARK
------	-----	------	------

1	Sean Herscovitch	17	BIAL	1.70m
2	Devawn White	17	LCC	1.65m
3	Abdulla Qasem	17	LA	1.65m
4	Brian Ortiz	17	LBPHS	1.65m
5	Jasmit Kalsi	17	LBPHS	1.65m
6	Alessio Conte	17	LMAC	1.65m
7	Zaire Odle	17	KELLS	1.60m
8	Nicholas Gorenc	17	LA	1.60m
9	Jeongia Cho	17	RVALE	1.60m
10	Gabriel D'Andrea	17	LAVAL	1.55m
11	Alessio Amorelli	17	LAVAL	1.55m
12	Askaar Nagalingam	17	PCHS	1.55m
	Jonathan Tainsh	17	PCHS	NM
	Matthew Filippone	17	WIC	NM
	Kim Kyunghoon	17	LA	NM
	Justin Pastuszko	17	LAVAL	NM

[\[Top of Page\]](#) [\[Event List\]](#)

Event 38 BOYS 16-18 Juvenile Long Jump

NAME	AGE	TEAM	MARK	
1	Zaire Odle	17	KELLS	5.75m
2	Lucas Mastrodomenico	17	LCC	5.45m
3	Tyrell Knott-Leacock	17	RHS	5.37m
4	Omar Bacchus	17	WHS	5.29m
5	Alessio Conte	17	LMAC	5.22m
6	Brian Ortiz	17	LBPHS	5.04m
7	Gabriel D'Andrea	17	LAVAL	4.90m
8	Huzaiifa Abbas Ayub	17	LAURN	4.86m
9	Sam MacIver	17	ROYAL	4.80m
10	Jasmit Kalsi	17	LBPHS	4.49m
11	Kim Kyunghoon	17	LA	4.37m
12	Jonathan Scott Lewis	17	MACD	4.16m

[\[Top of Page\]](#) [\[Event List\]](#)

Event 39 BOYS 16-18 Juvenile Triple Jump

--	--	--	--

NAME	AGE	TEAM	MARK
1 Alessio Conte	17	LMAC	11.35m
2 Brian Ortiz	17	LBPHS	11.20m
3 Lucas Mastrodomenico	17	LCC	11.03m
4 Sam MacIver	17	ROYAL	10.79m
5 Rasheim Jones	17	BA	10.77m
6 Huzaiifa Abbas Ayub	17	LAURN	10.75m
7 Askaar Nagalingam	17	PCHS	10.59m
8 Jonathan Tainsh	17	PCHS	10.46m
9 Anthony Mirarchi	17	LOY	10.20m
10 Thomas jimenez arguelles	17	LCC	9.84m
11 Jasmit Kalsi	17	LBPHS	9.83m
12 Alessio Amorelli	17	LAVAL	9.42m
13 Matthew Filippone	17	WIC	8.58m
14 James Amend	17	PCHS	8.00m

[\[Top of Page\]](#) [\[Event List\]](#)

Event 40 BOYS 16-18 Juvenile Shot Put

NAME	AGE	TEAM	MARK
1 Nicolas Sabelli	17	VMC	14.23m
2 Taylor Nikides Kokolakis	17	MMA	11.44m
3 Haiven Hewitt-Desir	17	RHS	11.09m
4 Antonio Barrafato	17	LOY	10.77m
5 Andrew Pearson	17	PCHS	10.65m
6 Kevin Boisvert	17	LAVAL	10.58m
7 Dylan Tyndall	17	JRHS	10.39m
8 Eric Fillion	17	LMAC	10.21m
9 Alessio Conte	17	LMAC	10.03m
10 Deion Thompson	17	MMA	9.96m
11 Evangelos Vavinis	17	LAVAL	9.95m
12 Stefan Leousis	17	STT	9.90m
13 William Riddle	17	VMC	9.76m
14 Sam MacIver	17	ROYAL	9.52m
15 Julius D'Amico	17	LOY	9.09m
16 Kyle Hannaburg	17	RHS	8.49m

Event 41 BOYS 16-18 Juvenile Discus Throw

NAME	AGE	TEAM	MARK
1 Nicolas Sabelli	17	VMC	34.19m
2 Sam MacIver	17	ROYAL	32.23m
3 Stefan Leousis	17	STT	30.38m
4 Devon Bradshaw	17	ROYAL	29.46m
5 Taylor Nikides Kokolakis	17	MMA	28.95m
6 Antonio Barrafato	17	LOY	28.66m
7 Julius D'Amico	17	LOY	26.39m
8 Kevin Boisvert	17	LAVAL	26.29m
9 Lucas Gold	17	LCC	25.37m
10 Yedidia Ifergan	17	CENT	24.98m
11 Larry Mallas	17	MMA	23.57m
12 Nathan Haggerty	17	MMA	23.27m
13 Eric Fillion	17	LMAC	22.87m
14 William Riddle	17	VMC	22.65m
15 Anthony Mirarchi	17	LOY	22.33m
16 John Chen	17	WIC	20.70m

Event 42 BOYS 16-18 Javelin Throw

NAME	AGE	TEAM	MARK
1 David Mancini	17	LOY	39.40m
2 Nicolas Sabelli	17	VMC	35.55m
3 Chance Delorme	17	PCHS	34.39m
4 Eric Fillion	17	LMAC	31.21m
5 Julius D'Amico	17	LOY	30.68m
6 Greg Barsalou	17	PCHS	30.28m
7 Sam MacIver	17	ROYAL	30.00m
8 Larry Mallas	17	MMA	28.57m
9 Haiven Hewitt-Desir	17	RHS	27.69m
10 Justin Pastuszko	17	LAVAL	26.86m
11 Sahil Tyagi	17	LCC	25.33m

12	Leo Chadwick	17	ROYAL	24.23m
13	William Riddle	17	VMC	23.93m
14	Quin Lagden	17	WIC	23.52m
15	SKyler Buist	17	PCHS	23.13m

[\[Top of Page\]](#) [\[Event List\]](#)

2018 Boys Track & Field Championship Meet

Wednesday, May 16th, 2018

Riverside Park

05/16/2018 - 05/16/2018

Meet Results

Ev# 1 BOYS 11-13 Bantam 100m Dash	Ev# 2 BOYS 11-13 Bantam 200m Run	Ev# 3 BOYS 11-13 Bantam 400m Run	Ev# 4 BOYS 11-13 Bantam 800m Run
Ev# 5 BOYS 11-13 Bantam 1500m Run	Ev# 6 BOYS 11-13 Bantam 3000m Run	Ev# 7 BOYS 11-13 Bantam 4x100m Relay	Ev# 8 BOYS 11-13 Bantam 4x400m Relay
Ev# 9 BOYS 11-13 Bantam High Jump	Ev# 10 BOYS 11-13 Bantam Long Jump	Ev# 11 BOYS 11-13 Bantam Triple Jump	Ev# 12 BOYS 11-13 Bantam Shot Put
Ev# 13 BOYS 11-13 Bantam Discus Throw	Ev# 14 BOYS 11-13 Bantam Javelin Throw	Ev# 15 BOYS 14-15 Midget 100m Dash	Ev# 16 BOYS 14-15 Midget 200m Run
Ev# 17 BOYS 14-15 Midget 400m Run	Ev# 18 BOYS 14-15 Midget 800m Run	Ev# 19 BOYS 14-15 Midget 1500m Run	Ev# 20 BOYS 14-15 Midget 3000m Run
Ev# 21 BOYS 14-15 Midget 4x100m Relay	Ev# 22 BOYS 14-15 Midget 4x400m Relay	Ev# 23 BOYS 14-15 Midget High Jump	Ev# 24 BOYS 14-15 Midget Long Jump
Ev# 25 BOYS 14-15 Midget Triple Jump	Ev# 26 BOYS 14-15 Midget Shot Put	Ev# 27 BOYS 14-15 Midget Discus Throw	Ev# 28 BOYS 14-15 Midget Javelin Throw
Ev# 29 BOYS 16-18 Juvenile 100m Dash	Ev# 30 BOYS 16-18 Juvenile 200m Run	Ev# 31 BOYS 16-18 Juvenile 400m Run	Ev# 32 BOYS 16-18 Juvenile 800m Run
Ev# 33 BOYS 16-18 Juvenile 1500m Run	Ev# 34 BOYS 16-18 Juvenile 3000m Run	Ev# 35 BOYS 16-18 Juvenile 4x100m Relay	Ev# 36 BOYS 16-18 Juvenile 4x400m Relay
Ev# 37 BOYS 16-18 Juvenile High Jump	Ev# 38 BOYS 16-18 Juvenile Long Jump	Ev# 39 BOYS 16-18 Juvenile Triple Jump	Ev# 40 BOYS 16-18 Juvenile Shot Put
Ev# 41 BOYS 16-18 Juvenile Discus Throw	Ev# 42 BOYS 16-18 Javelin Throw		

[\[Top of Page\]](#) [\[Event List\]](#)

Event 1 BOYS 11-13 Bantam 100m Dash

FINALS

NAME	AGE	TEAM	TIME
1 Benjamin Merid Moore	12	ROYAL	12.89
2 Logan Lord	12	MACD	13.06
3 Ali Ghumann	12	BA	13.23
4 Nicholas Magafas	12	LAVAL	13.36
5 Samuel Quenneville	12	WWHS	13.53
6 Zekell Howell	12	RHS	13.68
7 Vincenzo Volpe	12	LAVAL	13.69

8	James Swan	12	SELW	14.03
PRELIMS				
1	Benjamin Merid Moore	12	ROYAL	12.85 Q
2	Ali Ghumann	12	BA	13.05 q
3	Logan Lord	12	MACD	13.15 Q
4	Vincenzo Volpe	12	LAVAL	13.31 q
5	Samuel Quenneville	12	WWHS	13.47 q
6	Zekell Howell	12	RHS	13.57 q
7	Nicholas Magafas	12	LAVAL	13.58 q
8	James Swan	12	SELW	13.93 q
9	Michael Reich	12	WIC	14.08
10	Varothayan Shanmugalingam	12	RHS	14.19
11	Trey Harvey-Holder	12	JRHS	14.26
12	Jacob Schwisberg	12	WHS	14.37
13	Dean Farius	12	SELW	14.59

[\[Top of Page\]](#) [\[Event List\]](#)

Event 2 BOYS 11-13 Bantam 200m Run

FINALS

NAME	AGE	TEAM	TIME
1 Benjamin Merid Moore	12	ROYAL	25.43
2 Ali Ghumann	12	BA	25.70
3 Logan Lord	12	MACD	25.98
4 Zekell Howell	12	RHS	27.64
5 Nicholas Magafas	12	LAVAL	28.15
6 Jacob Schwisberg	12	WHS	29.07

PRELIMS

1	Benjamin Merid Moore	12	ROYAL	25.99 Q
2	Logan Lord	12	MACD	26.06 Q
3	Ali Ghumann	12	BA	26.48 Q
4	Jacob Schwisberg	12	WHS	27.30 Q
5	Nicholas Magafas	12	LAVAL	27.47 Q
6	Zekell Howell	12	RHS	27.55 Q

7	Samuel Quenneville	12	WWHS	27.72
8	Massimo Romanelli	12	LAVAL	28.05
9	Matthew Wolowicz	12	MACD	28.77
10	Michael Reich	12	WIC	28.87
11	Tyrell Burrowes	12	MACD	29.15
12	Varothayan Shanmugalingam	12	RHS	29.50
13	TK Nguyen	12	KELLS	29.57
14	Kalen Tendo	12	BHS	29.84
15	Jack Robinson	12	LCC	30.08
16	Trent Deschamps [99023]	12	ROYAL	30.09
17	Benjamin Fayer [99024]	12	BIAL	30.68

[\[Top of Page\]](#) [\[Event List\]](#)

Event 3 BOYS 11-13 Bantam 400m Run

NAME	AGE	TEAM	TIME	
1	Logan Lord	12	MACD	1:00.40
2	Matteo Cappellano	12	LCC	1:01.57
3	Jack Garxenaj	12	ROYAL	1:02.90
4	Jacob Schwisberg	12	WHS	1:02.98
5	James Swan	12	SELW	1:03.12
6	Zachary Racz	12	LAVAL	1:05.57
7	Matthew Wolowicz	12	MACD	1:06.04
8	Alejandro Sotelo	12	LOY	1:06.78
9	Adam Stoljar-Gold	12	STG	1:06.86
10	Gavin Gravel-Switzman	12	ROYAL	1:07.67
11	Michael Grextonnevs	12	RHS	1:08.07
12	Guillaume Charbonneau	12	SELW	1:08.41
13	Stephen Wexel	12	LOY	1:09.32
14	Dominic Caruso	12	LOY	1:18.23

[\[Top of Page\]](#) [\[Event List\]](#)

Event 4 BOYS 11-13 Bantam 800m Run

NAME	AGE	TEAM	TIME	
1	Logan Lord	12	MACD	2:21.61
2	Matteo Cappellano	12	LCC	2:23.20

3	Kieran Joost	12	MACD	2:25.77
4	Jack Garxenaj	12	ROYAL	2:28.14
5	Jacob Schwisberg	12	WHS	2:33.05
6	Mateo Barca	12	LAVAL	2:36.32
7	Justin Clerk	12	WHS	2:39.58
8	Stephen Wexel	12	LOY	2:44.19
9	Gavin Gravel-Switzman	12	ROYAL	2:45.43
10	Oliver Deplace	12	SELW	2:47.30
11	Riley Klar	12	LCC	2:48.60
12	William Rousseau	12	MACD	2:49.71

[\[Top of Page\]](#) [\[Event List\]](#)

Event 5 BOYS 11-13 Bantam 1500m Run

NAME	AGE	TEAM	TIME	
1	Matteo Cappellano	12	LCC	4:53.43
2	Justin Clerk	12	WHS	4:54.51
3	Charles Price	12	LOY	5:10.12
4	Jack Garxenaj	12	ROYAL	5:17.91
5	Jacob Covington	12	ROYAL	5:18.06
6	Michael Grextonnevs	12	RHS	5:32.90
7	Raffaele Nelli	12	ROYAL	5:33.04
8	Mateo Barca	12	LAVAL	5:33.31
9	Guillaume Charbonneau	12	SELW	5:37.28
10	Sam Morra	12	LA	5:39.11
11	Owen Frankel	12	SELW	5:47.85
12	David Cross	12	STT	6:02.60
13	Noah Fischer	12	WIC	6:16.44

[\[Top of Page\]](#) [\[Event List\]](#)

Event 6 BOYS 11-13 Bantam 3000m Run

NAME	AGE	TEAM	TIME	
1	Justin Clerk	12	WHS	10:29.36
2	Charles Price	12	LOY	11:02.93
3	Jacob Covington	12	ROYAL	11:21.62
4	Raffaele Nelli	12	ROYAL	12:02.20

5	Matthew Salvati	12	SELW	12:25.33
6	Luca Massari	12	MACD	12:47.87
7	Owen Frankel	12	SELW	12:48.56
8	Tahnyus Steer	12	PCHS	13:15.91
9	Yianni Vounasis	12	WIC	13:20.53
10	Felix Yu	12	WIC	13:43.54

[\[Top of Page\]](#) [\[Event List\]](#)

Event 7 BOYS 11-13 Bantam 4x100m Relay

	NAME	TEAM	TIME
1	Laval Academy A	LAVAL	52.97
2	Royal West Academy A	ROYAL	55.06
3	Loyola HS A	LOY	55.08
4	Macdonald HS A	MACD	55.11
5	Selwyn House A	SELW	56.86
6	West Island College A	WIC	59.01
7	Rosemount HS A	RHS	1:00.89
8	Lakeside Academy A	LA	1:02.14

[\[Top of Page\]](#) [\[Event List\]](#)

Event 8 BOYS 11-13 Bantam 4x400m Relay

	NAME	TEAM	TIME
1	Macdonald HS A	MACD	4:27.99
2	Royal West Academy A	ROYAL	4:30.57
3	Selwyn House A	SELW	4:31.71
4	Laval Academy A	LAVAL	4:31.79
5	Loyola HS A	LOY	4:59.78

[\[Top of Page\]](#) [\[Event List\]](#)

Event 9 BOYS 11-13 Bantam High Jump

	NAME	AGE	TEAM	MARK
1	Vincenzo Volpe	12	LAVAL	1.50m
2	Zachary Racz	12	LAVAL	1.45m
3	Zeyn Van Der Wee	12	WIC	1.45m
4	Nicholas Magafas	12	LAVAL	1.45m
5	TK Nguyen	12	KELLS	1.40m

6	Gregory Abre	12	LA	1.40m
7	Jaeden Edgill	12	SELW	1.40m
8	Lucas Munro	12	LOY	1.25m
	Kalen Tendo	12	BHS	NM
	Eitan Marciano	12	CENT	NM
	Oscar Ham	12	SELW	NM

[\[Top of Page\]](#) [\[Event List\]](#)

Event 10 BOYS 11-13 Bantam Long Jump

NAME	AGE	TEAM	MARK
1 Logan Lord	12	MACD	4.92m
2 Ali Ghumann	12	BA	4.72m
3 Samuel Quenneville	12	WWHS	4.58m
4 TK Nguyen	12	KELLS	4.58m
5 Damian Ortiz	12	LBPHS	4.42m
6 Michael Reich	12	WIC	4.40m
7 Tristan Maier	12	RVALE	4.36m
8 Joshua Salvemini	12	LAVAL	4.34m
9 Gregory Abre	12	LA	4.29m
10 Michael Grextonnevs	12	RHS	4.05m
11 Trey Harvey-Holder	12	JRHS	3.97m
12 Chucko Mukoro	12	LA	3.97m
13 Eric Nyhus	12	STT	3.68m
14 Bruce Cameron	12	STT	3.67m

[\[Top of Page\]](#) [\[Event List\]](#)

Event 11 BOYS 11-13 Bantam Triple Jump

NAME	AGE	TEAM	MARK
1 Stephen Wexel	12	LOY	10.41m
2 TK Nguyen	12	KELLS	10.16m
3 Joshua Salvemini	12	LAVAL	9.90m
4 Billy Katranis	12	WIC	9.63m
5 Damian Ortiz	12	LBPHS	9.13m
6 Jaeden Edgill	12	SELW	8.66m
7 Russel Yenzio	12	LAVAL	8.44m

8	Matteo Farius	12	SELW	7.87m
9	Julian Baxendale	12	LOY	7.52m
10	Jonathan Foster	12	MACD	6.92m

[\[Top of Page\]](#) [\[Event List\]](#)

Event 12 BOYS 11-13 Bantam Shot Put

NAME	AGE	TEAM	MARK
1 Thomas Braditsch	12	LAVAL	9.84m
2 Tristan Mell	12	MACD	9.70m
3 Sashy Graham	12	LA	9.11m
4 Adam Gillies	12	WIC	9.02m
5 Chad` Hubbard	12	MMA	9.01m
6 Luca Andreoli	12	LAVAL	9.00m
7 Liam Brian	12	WWHS	8.77m
8 Aziah Leston	12	JRHS	8.57m
9 Shawn Gouvis	12	LAVAL	8.15m
10 Shawn Pereira	12	RHS	7.72m
11 Kome Fortuna	12	RVALE	7.61m
12 Mayar Rekmani	12	RHS	7.52m
13 Sameer Nasir	12	MMA	7.11m
14 Tristan Maier	12	RVALE	6.71m
15 Lucas Munro	12	LOY	6.60m
16 Ethan Moryoussef	12	MAI	6.33m

[\[Top of Page\]](#) [\[Event List\]](#)

Event 13 BOYS 11-13 Bantam Discus Throw

NAME	AGE	TEAM	MARK
1 Adam Gillies	12	WIC	25.04m
2 David Wilk	12	WIC	21.53m
3 Shawn Gouvis	12	LAVAL	19.74m
4 Dominic Caruso	12	LOY	19.66m
5 Nathan Toupin	12	LAVAL	19.30m
6 Aziah Leston	12	JRHS	18.94m
7 Sean Bourque	12	LOY	18.18m
8 Sashy Graham	12	LA	18.06m

9	Michael Mourice	12	JRHS	15.72m
10	William McClintock	12	MACD	15.67m
11	Tristan Mell	12	MACD	15.38m
12	Nolan McDonald	12	WIC	15.31m
13	Mayar Rekmani	12	RHS	14.59m
14	Alex Kovalchuk	12	KELLS	13.86m
15	Shawn Pereira	12	RHS	13.22m

[\[Top of Page\]](#) [\[Event List\]](#)

Event 14 BOYS 11-13 Bantam Javelin Throw

NAME	AGE	TEAM	MARK
1 Varothayan Shanmugalingam	12	RHS	27.84m
2 Nicholas Magafas	12	LAVAL	27.27m
3 Tristan Mell	12	MACD	25.07m
4 Julian Baxendale	12	LOY	23.29m
5 Nathan Toupin	12	LAVAL	23.21m
6 David Wilk	12	WIC	21.89m
7 Dominik Cappelletti	12	LAVAL	21.06m
8 Luke Caporuscio	12	LOY	18.45m
9 Adam Gillies	12	WIC	15.98m
10 Sashy Graham	12	LA	14.47m
11 Riley Klar	12	LCC	14.41m
12 Matteo Cappellano	12	LCC	14.33m
13 William McClintock	12	MACD	12.25m
14 Ethan Moryoussef	12	MAI	9.35m

[\[Top of Page\]](#) [\[Event List\]](#)

Event 15 BOYS 14-15 Midget 100m Dash

FINALS

NAME	AGE	TEAM	TIME
1 Giancarlo Paolucci	15	LOY	12.48
2 Samuel Swirsky	14	JRHS	12.52
3 Alexandre Latkovski	14	SELW	12.75
4 Julian Manocchi	14	JRHS	12.90
5 Luca Giampa	14	LAVAL	12.91

6	Timothy Ackie	14	MMA	13.19
7	Justin Crawford	14	MACD	13.20
8	Tommy Rousseau	14	RHS	13.42

PRELIMS

1	Samuel Swirsky	14	JRHS	12.37 Q
2	Giancarlo Paolucci	15	LOY	12.60 Q
3	Julian Manocchi	14	JRHS	12.71 q
4	Alexandre Latkovski	14	SELW	12.78 q
5	Luca Giampa	14	LAVAL	12.87 q
6	Tommy Rousseau	14	RHS	12.97 q
7	Justin Crawford	14	MACD	12.99 q
8	Timothy Ackie	14	MMA	13.09 q
9	Malakai Whittaker	14	MMA	13.10
10	Nicolas Knez	14	LAVAL	13.26
11	Nicolas Kaufman	14	SELW	13.28
12	Alexander Bouchard-Doule	14	BHS	13.47
13	Davide Di Gennaro	14	LAVAL	14.97

[\[Top of Page\]](#) [\[Event List\]](#)

Event 16 BOYS 14-15 Midget 200m Run

FINALS

	NAME	AGE	TEAM	TIME
1	Davide Di Gennaro	14	LAVAL	25.00
2	Austin Martin	14	BA	25.13
3	Tommy Rousseau	14	RHS	25.22
4	Alexandre Latkovski	14	SELW	25.87
5	Matthew Venditti	15	LOY	26.00
6	Nicolas Kaufman	14	SELW	26.45

PRELIMS

1	Davide Di Gennaro	14	LAVAL	24.76 Q
2	Austin Martin	14	BA	25.12 Q
3	Alexandre Latkovski	14	SELW	25.21 q
4	Tommy Rousseau	14	RHS	25.25 Q

5	Matthew Venditti	15	LOY	25.65 q
6	Nicolas Kaufman	14	SELW	25.77 q
7	Justin Crawford	14	MACD	25.97
8	Luca Giampa	14	LAVAL	26.05
9	Kaylan Bruno	14	SELW	26.23
10	Ari Tendo	14	BHS	26.28
11	Roberto Lato	15	LOY	26.30
12	Nicolas Knez	14	LAVAL	26.58
13	Anilah Harris Rowe	14	BA	26.77
14	Carl-Emmanuel Fado	15	EMCS	27.08
15	Amine Bellal	14	JFKHS	27.13

[\[Top of Page\]](#) [\[Event List\]](#)

Event 17 BOYS 14-15 Midget 400m Run

NAME	AGE	TEAM	TIME	
1	Tommy Rousseau	14	RHS	57.34
2	Kaylan Bruno	14	SELW	57.56
3	Aidan Raza	14	STG	1:01.22
4	Matthew Venditti	15	LOY	1:01.66
5	Nicholas Banousis	15	LOY	1:01.99
6	Christopher Pombouras	14	LCC	1:02.79
7	Alexander Bouchard-Doule	14	BHS	1:02.86
8	Zachary Rocheleau	14	MACD	1:03.36
9	Luca Vincelli	14	LAVAL	1:03.79
10	Dillon Louie	14	BHS	1:03.99
11	Ariel Halimi	14	MAI	1:04.38
12	Kennedy Banda	14	LAVAL	1:05.91

[\[Top of Page\]](#) [\[Event List\]](#)

Event 18 BOYS 14-15 Midget 800m Run

NAME	AGE	TEAM	TIME	
1	Daniel Racette	14	MACD	2:10.92
2	Samuel Quiroga	15	EMCS	2:23.44
3	Nicholas Banousis	15	LOY	2:25.81
4	Devon Haseltine	14	MMA	2:26.82

5	Giuliano Valiante	15	LOY	2:28.90
6	Zachary Rocheleau	14	MACD	2:29.74
7	Christopher Poubouras	14	LCC	2:29.94
8	Zachrie Sailes	14	MMA	2:31.52
9	Benjamin Cytrynbaum	14	LCC	2:35.78
10	Brian Callahan	14	MACD	2:38.71
11	Dillon Louie	14	BHS	2:39.80
12	Anthony Di Primio	14	STT	2:46.81
13	Anton Ilkic	14	LAURN	2:52.31

[\[Top of Page\]](#) [\[Event List\]](#)

Event 19 BOYS 14-15 Midget 1500m Run

NAME	AGE	TEAM	TIME
1 Daniel Racette	14	MACD	4:30.00
2 Daniel Cross	14	STT	4:40.18
3 Carter Waind	14	JRHS	4:52.82
4 Jonathan Bellomo	14	LMAC	4:56.56
5 Samuel Quiroga	15	EMCS	4:59.26
6 Vito Rizzuto	14	LOY	5:07.49
7 Devon Haseltine	14	MMA	5:09.89
8 Simon Trudeau	14	SELW	5:10.17
9 Aidan Raynor	14	BHS	5:11.29
10 James Gosnell	14	WIC	5:18.70
11 Ilan Uzan	14	MAI	5:24.32
12 Rocky Mancini	14	LBPHS	5:28.90

[\[Top of Page\]](#) [\[Event List\]](#)

Event 20 BOYS 14-15 Midget 3000m Run

NAME	AGE	TEAM	TIME
1 Daniel Cross	14	STT	9:56.17
2 James Gosnell	14	WIC	10:43.85
3 Aidan Raynor	14	BHS	10:52.01
4 Jonathan Bellomo	14	LMAC	11:15.07
5 Vito Rizzuto	14	LOY	11:33.78
6 Benjamin Cytrynbaum	14	LCC	11:45.37

7	Luca Pascali	14	LOY	11:45.45
8	Anthony Di Primio	14	STT	11:45.54
9	Rocky Mancini	14	LBPHS	12:02.29
10	Benjamin Di Nezza	14	SELW	12:14.67
11	Vincent Arui	14	LAURN	12:27.92
12	Erik Oldland	14	STG	12:45.52

[\[Top of Page\]](#) [\[Event List\]](#)

Event 21 BOYS 14-15 Midget 4x100m Relay

	NAME	TEAM	TIME
1	Loyola HS A	LOY	49.03
2	Selwyn House A	SELW	50.81
3	John Rennie HS A	JRHS	50.84
4	Macdonald HS A	MACD	51.09
5	Laval Academy A	LAVAL	51.55
6	Beaconsfield HS A	BHS	53.35
7	Rosemount HS A	RHS	55.93
8	Lower Canada College A	LCC	56.67

[\[Top of Page\]](#) [\[Event List\]](#)

Event 22 BOYS 14-15 Midget 4x400m Relay

	NAME	TEAM	TIME
1	Selwyn House A	SELW	3:57.31
2	Loyola HS A	LOY	4:04.45
3	Macdonald HS A	MACD	4:12.37
4	Laval Academy A	LAVAL	4:27.59
5	Lower Canada College A	LCC	4:57.48

[\[Top of Page\]](#) [\[Event List\]](#)

Event 23 BOYS 14-15 Midget High Jump

	NAME	AGE	TEAM	MARK
1	Christian Weiman	14	RVALE	1.61m
2	Sylvio Richards	14	JFKHS	1.56m
3	Tommy Rousseau	14	RHS	1.56m
4	Frank Caruso	15	LOY	1.50m
5	Stephen Iannuccilli	14	LA	1.50m

6	Jeremie Lavoie	14	LAVAL	1.50m
7	Kaylan Bruno	14	SELW	1.45m
7	Evan Hardy	15	LOY	1.45m
9	Matthew Carrington	14	JRHS	1.45m
10	Jonathan Bellomo	14	LMAC	1.45m
11	Sacha Lee-Gemes	14	WHS	1.40m
	Nicholas Polletta	14	LAVAL	NM

[\[Top of Page\]](#) [\[Event List\]](#)

Event 24 BOYS 14-15 Midget Long Jump

	NAME	AGE	TEAM	MARK
1	Tommy Rousseau	14	RHS	5.85m
2	Davide Di Gennaro	14	LAVAL	5.61m
3	Samuel Swirsky	14	JRHS	5.50m
4	Austin Martin	14	BA	5.45m
5	Julian Manocchi	14	JRHS	5.40m
6	Alexander Bouchard-Doule	14	BHS	5.06m
7	Nelson Tadonki	14	CENT	4.99m
8	Keith Acker	14	MMA	4.86m
9	Anilah Harris Rowe	14	BA	4.73m
10	Sacha Lee-Gemes	14	WHS	4.47m
11	Anton Ilkic	14	LAURN	4.44m
12	Kyle McGown	14	WIC	4.22m

[\[Top of Page\]](#) [\[Event List\]](#)

Event 25 BOYS 14-15 Midget Triple Jump

	NAME	AGE	TEAM	MARK
1	Samuel Swirsky	14	JRHS	11.31m
2	Julian Manocchi	14	JRHS	11.27m
3	Benjamin Cytrynbaum	14	LCC	11.10m
4	Alexander Bouchard-Doule	14	BHS	10.44m
5	Jonathan Todoros	14	MAI	10.21m
6	Austin Martin	14	BA	9.30m
7	Cyrus Chinoy	14	JRHS	8.69m
8	Zachary Hazan de Cruz	14	WHS	7.85m

Event 26 BOYS 14-15 Midget Shot Put

NAME	AGE	TEAM	MARK
1 Joseph Bruzzese	14	LBPHS	12.68m
2 Patrick Crowther	14	RVALE	11.54m
3 Rain Seepersad	14	LCC	11.53m
4 Andrew Taylor	14	BHS	11.29m
5 Samuel Swirsky	14	JRHS	11.10m
6 Guilio Scarpetta	14	LAVAL	10.78m
7 Nelson Massa	14	JFKHS	10.72m
8 Christian Artelle	14	MACD	10.49m
9 Frank Caruso	15	LOY	10.37m
10 Carter Waind	14	JRHS	10.36m
11 Brian Callahan	14	MACD	10.12m
12 Josh Acre-Hosain	14	WHS	8.84m
13 Teo Di Girolamo	14	LAVAL	7.64m
14 Paolo Kisso	14	KUPER	6.95m

Event 27 BOYS 14-15 Midget Discus Throw

NAME	AGE	TEAM	MARK
1 Samuel Swirsky	14	JRHS	26.79m
2 Luca De Sarno	15	LOY	25.17m
3 Tom Samuel El Bez	14	MAI	25.13m
4 Anton Ilkic	14	LAURN	24.22m
5 Frank Caruso	15	LOY	22.94m
6 Brian Callahan	14	MACD	22.91m
7 George Potter	14	LCC	21.64m
8 Nicholas Polletta	14	LAVAL	20.57m
9 Spencer McArthur	15	EMCS	20.42m
10 Matteo Cefaloni	14	LAVAL	19.84m
11 Jonathan Cauvy [99025]	14	MAI	19.07m
12 Josh Acre-Hosain	14	WHS	19.06m
13 Samuele De Cosmo	14	WIC	18.01m

14	Paolo Kisso	14	KUPER	16.82m
15	Nelson Massa	14	JFKHS	16.62m
16	Cyrus Chinoy	14	JRHS	15.52m
17	Skander Mahfoudhi	14	KUPER	13.87m

[\[Top of Page\]](#) [\[Event List\]](#)

Event 28 BOYS 14-15 Midget Javelin Throw

	NAME	AGE	TEAM	MARK
1	Julian Manocchi	14	JRHS	34.02m
2	Carter Waind	14	JRHS	32.15m
3	Brian Callahan	14	MACD	31.23m
4	Hunter Law	14	KUPER	30.10m
5	Kaleb28 Walsh	15	LOY	29.77m
6	Andrew Taylor	14	BHS	29.09m
7	Nicholas Polletta	14	LAVAL	28.87m
8	Justin Crawford	14	MACD	27.15m
9	Dillon Louie	14	BHS	23.62m
10	Michael Proulx	14	JFKHS	23.48m
11	Jeremie Lavoie	14	LAVAL	19.77m
12	Stuart Iannacci	14	CENT	16.12m
13	Paolo Kisso	14	KUPER	15.45m

[\[Top of Page\]](#) [\[Event List\]](#)

Event 29 BOYS 16-18 Juvenile 100m Dash

FINALS

	NAME	AGE	TEAM	TIME
1	Omar Bacchus	17	WHS	11.88
2	Paul Mandelos	17	ROYAL	12.00
3	Charles Culver	17	SELW	12.32
4	Jonathan Scott Lewis	17	MACD	12.36
5	Sydney Cyrius-Gage	17	LAVAL	12.37
6	Kieron Ignacz	17	MMA	12.74
7	Rocco Christiano	17	SELW	12.94
8	Kyle Holland	17	LCC	13.14

PRELIMS

1	Paul Mandelos	17	ROYAL	12.00 Q
2	Omar Bacchus	17	WHS	12.21 Q
3	Sydney Cyrius-Gage	17	LAVAL	12.32 q
4	Charles Culver	17	SELW	12.49 q
5	Kieron Ignacz	17	MMA	12.64 q
6	Rocco Christiano	17	SELW	12.68 q
7	Jonathan Scott Lewis	17	MACD	12.71 q
8	Kyle Holland	17	LCC	12.95 q
9	Mikael Baril	17	LCC	13.31
10	Ethan Baggoo	17	ROYAL	13.48

[\[Top of Page\]](#) [\[Event List\]](#)

Event 30 BOYS 16-18 Juvenile 200m Run**FINALS**

NAME	AGE	TEAM	TIME	
1	Ricardo Percopo	17	LMAC	23.29
2	Paul Mandelos	17	ROYAL	23.40
3	Omar Bacchus	17	WHS	23.84
4	Jonathan Scott Lewis	17	MACD	24.63
5	Rocco Christiano	17	SELW	25.53
6	Sydney Cyrius-Gage	17	LAVAL	26.52

PRELIMS

1	Ricardo Percopo	17	LMAC	23.81 Q
2	Paul Mandelos	17	ROYAL	23.83 Q
3	Omar Bacchus	17	WHS	24.17 Q
4	Jonathan Scott Lewis	17	MACD	24.83 q
5	Sydney Cyrius-Gage	17	LAVAL	25.12 q
6	Rocco Christiano	17	SELW	25.28 q
7	Charles Culver	17	SELW	25.29
8	Codyy Delorme	17	PCHS	25.69
9	Matthew Barg	17	LCC	25.81
10	Quinten Carrington	17	JRHS	26.00
11	Michael D'altilia	17	JFKHS	26.85

Kyle Holland

17

LCC

DNF

[\[Top of Page\]](#) [\[Event List\]](#)**Event 31 BOYS 16-18 Juvenile 400m Run**

NAME	AGE	TEAM	TIME
1 Carson Price-Gallagher	17	LCC	54.72
2 Jonathan Scott Lewis	17	MACD	56.73
3 Lucas Mastrodomenico	17	LCC	57.79
4 Huzaifa Abbas Ayub	17	LAURN	58.42
5 Ryan Sabudin	17	STT	58.88
6 David Mancini	17	LOY	59.46
7 Jeongia Cho	17	RVALE	1:02.24
8 Anthony Mirarchi	17	LOY	1:02.58
9 William Murphy	17	PCHS	1:03.69
10 Quin Lagden	17	WIC	1:03.79
11 William Bilhete	17	RHS	1:06.00
12 Lucas Gold	17	LCC	1:07.88
13 Avichai Harrouch	17	MAI	1:09.15

[\[Top of Page\]](#) [\[Event List\]](#)**Event 32 BOYS 16-18 Juvenile 800m Run**

NAME	AGE	TEAM	TIME
1 Carson Price-Gallagher	17	LCC	2:09.07
2 Louis Hildebrand	17	EMCS	2:12.94
3 Huzaifa Abbas Ayub	17	LAURN	2:19.11
4 Ryan Sabudin	17	STT	2:22.12
5 Robin Moore	17	ROYAL	2:24.97
6 Chance Delorme	17	PCHS	2:28.36
7 Matteo Lorenzoni	17	LOY	2:31.67
8 Greg Barsalou	17	PCHS	2:37.46
9 Thomas jimenez arguelles	17	LCC	2:40.00

[\[Top of Page\]](#) [\[Event List\]](#)**Event 33 BOYS 16-18 Juvenile 1500m Run**

NAME	AGE	TEAM	TIME
1 Jonah Smith	17	LOY	4:34.16

2	Carson Price-Gallagher	17	LCC	4:40.88
3	Louis Hildebrand	17	EMCS	4:42.17
4	Erickson Moore	17	ROYAL	4:45.56
5	Huzaifa Abbas Ayub	17	LAURN	4:48.54
6	Carson Riar	17	LCC	4:53.60
7	Michael Chalkhoun-Herbell	17	HZHS	5:12.18
8	Robin Moore	17	ROYAL	5:12.31
9	Samuel Gerena	17	MMA	5:20.10
10	Benjamin Sauvageau	17	LOY	5:21.63
11	Askaar Nagalingam	17	PCHS	5:28.03

[\[Top of Page\]](#) [\[Event List\]](#)

Event 34 BOYS 16-18 Juvenile 3000m Run

NAME	AGE	TEAM	TIME	
1	Jonah Smith	17	LOY	9:51.79
2	Erickson Moore	17	ROYAL	10:14.84
3	Carson Riar	17	LCC	10:45.60
4	Matthew Barg	17	LCC	11:00.75
5	Michael Chalkhoun-Herbell	17	HZHS	11:00.93
6	Ben Lopez	17	JRHS	11:10.29
7	Quin Lagden	17	WIC	11:11.95
8	Benjamin Sauvageau	17	LOY	11:47.48
9	Samuel Gerena	17	MMA	11:58.10
10	Alan Johnson	17	STG	11:58.36
11	Greg Barsalou	17	PCHS	12:20.20

[\[Top of Page\]](#) [\[Event List\]](#)

Event 35 BOYS 16-18 Juvenile 4x100m Relay

NAME	TEAM	TIME	
1	Lower Canada College A	LCC	48.66
2	Royal West Academy A	ROYAL	49.96
3	Pierrefonds Comp HS A	PCHS	50.04
4	Marymount Academy A	MMA	50.84
5	Rosemount HS A	RHS	50.85
6	Laval Academy A	LAVAL	50.87

7	Lakeside Academy A	LA	52.01
8	Loyola HS A	LOY	52.57
9	Kells Academy A	KELLS	52.91

[\[Top of Page\]](#) [\[Event List\]](#)

Event 36 BOYS 16-18 Juvenile 4x400m Relay

	NAME	TEAM	TIME
1	Lower Canada College A	LCC	4:06.09
2	Loyola HS A	LOY	4:11.94
3	Royal West Academy A	ROYAL	4:16.11
4	Pierrefonds Comp HS A	PCHS	4:18.15
5	Lakeside Academy A	LA	4:18.29
6	Laval Academy A	LAVAL	4:48.90

[\[Top of Page\]](#) [\[Event List\]](#)

Event 37 BOYS 16-18 Juvenile High Jump

	NAME	AGE	TEAM	MARK
1	Sean Herscovitch	17	BIAL	1.70m
2	Devawn White	17	LCC	1.65m
3	Abdulla Qasem	17	LA	1.65m
4	Brian Ortiz	17	LBPHS	1.65m
5	Jasmit Kalsi	17	LBPHS	1.65m
6	Alessio Conte	17	LMAC	1.65m
7	Zaire Odle	17	KELLS	1.60m
8	Nicholas Gorenc	17	LA	1.60m
9	Jeongia Cho	17	RVALE	1.60m
10	Gabriel D'Andrea	17	LAVAL	1.55m
11	Alessio Amorelli	17	LAVAL	1.55m
12	Askaar Nagalingam	17	PCHS	1.55m
	Jonathan Tainsh	17	PCHS	NM
	Matthew Filippone	17	WIC	NM
	Kim Kyunghoon	17	LA	NM
	Justin Pastuszko	17	LAVAL	NM

[\[Top of Page\]](#) [\[Event List\]](#)

Event 38 BOYS 16-18 Juvenile Long Jump

NAME	AGE	TEAM	MARK
1 Zaire Odle	17	KELLS	5.75m
2 Lucas Mastrodomenico	17	LCC	5.45m
3 Tyrell Knott-Leacock	17	RHS	5.37m
4 Omar Bacchus	17	WHS	5.29m
5 Alessio Conte	17	LMAC	5.22m
6 Brian Ortiz	17	LBPHS	5.04m
7 Gabriel D'Andrea	17	LAVAL	4.90m
8 Huzaifa Abbas Ayub	17	LAURN	4.86m
9 Sam MacIver	17	ROYAL	4.80m
10 Jasmit Kalsi	17	LBPHS	4.49m
11 Kim Kyunghoon	17	LA	4.37m
12 Jonathan Scott Lewis	17	MACD	4.16m

[\[Top of Page\]](#) [\[Event List\]](#)

Event 39 BOYS 16-18 Juvenile Triple Jump

NAME	AGE	TEAM	MARK
1 Alessio Conte	17	LMAC	11.35m
2 Brian Ortiz	17	LBPHS	11.20m
3 Lucas Mastrodomenico	17	LCC	11.03m
4 Sam MacIver	17	ROYAL	10.79m
5 Rasheim Jones	17	BA	10.77m
6 Huzaifa Abbas Ayub	17	LAURN	10.75m
7 Askaar Nagalingam	17	PCHS	10.59m
8 Jonathan Tainsh	17	PCHS	10.46m
9 Anthony Mirarchi	17	LOY	10.20m
10 Thomas jimenez arguelles	17	LCC	9.84m
11 Jasmit Kalsi	17	LBPHS	9.83m
12 Alessio Amorelli	17	LAVAL	9.42m
13 Matthew Filippone	17	WIC	8.58m
14 James Amend	17	PCHS	8.00m

[\[Top of Page\]](#) [\[Event List\]](#)

Event 40 BOYS 16-18 Juvenile Shot Put

NAME	AGE	TEAM	MARK
------	-----	------	------

1	Nicolas Sabelli	17	VMC	14.23m
2	Taylor Nikides Kokolakis	17	MMA	11.44m
3	Haiven Hewitt-Desir	17	RHS	11.09m
4	Antonio Barrafato	17	LOY	10.77m
5	Andrew Pearson	17	PCHS	10.65m
6	Kevin Boisvert	17	LAVAL	10.58m
7	Dylan Tyndall	17	JRHS	10.39m
8	Eric Fillion	17	LMAC	10.21m
9	Alessio Conte	17	LMAC	10.03m
10	Deion Thompson	17	MMA	9.96m
11	Evangelos Vavinis	17	LAVAL	9.95m
12	Stefan Leousis	17	STT	9.90m
13	William Riddle	17	VMC	9.76m
14	Sam MacIver	17	ROYAL	9.52m
15	Julius D'Amico	17	LOY	9.09m
16	Kyle Hannaburg	17	RHS	8.49m

[\[Top of Page\]](#) [\[Event List\]](#)

Event 41 BOYS 16-18 Juvenile Discus Throw

NAME	AGE	TEAM	MARK	
1	Nicolas Sabelli	17	VMC	34.19m
2	Sam MacIver	17	ROYAL	32.23m
3	Stefan Leousis	17	STT	30.38m
4	Devon Bradshaw	17	ROYAL	29.46m
5	Taylor Nikides Kokolakis	17	MMA	28.95m
6	Antonio Barrafato	17	LOY	28.66m
7	Julius D'Amico	17	LOY	26.39m
8	Kevin Boisvert	17	LAVAL	26.29m
9	Lucas Gold	17	LCC	25.37m
10	Yedidia Ifergan	17	CENT	24.98m
11	Larry Mallas	17	MMA	23.57m
12	Nathan Haggerty	17	MMA	23.27m
13	Eric Fillion	17	LMAC	22.87m
14	William Riddle	17	VMC	22.65m
15	Anthony Mirarchi	17	LOY	22.33m

16 John Chen

17 WIC

20.70m

[\[Top of Page\]](#) [\[Event List\]](#)

Event 42 BOYS 16-18 Javelin Throw

NAME	AGE	TEAM	MARK
1 David Mancini	17	LOY	39.40m
2 Nicolas Sabelli	17	VMC	35.55m
3 Chance Delorme	17	PCHS	34.39m
4 Eric Fillion	17	LMAC	31.21m
5 Julius D'Amico	17	LOY	30.68m
6 Greg Barsalou	17	PCHS	30.28m
7 Sam Maclver	17	ROYAL	30.00m
8 Larry Mallas	17	MMA	28.57m
9 Haiven Hewitt-Desir	17	RHS	27.69m
10 Justin Pastuszko	17	LAVAL	26.86m
11 Sahil Tyagi	17	LCC	25.33m
12 Leo Chadwick	17	ROYAL	24.23m
13 William Riddle	17	VMC	23.93m
14 Quin Lagden	17	WIC	23.52m
15 SKyler Buist	17	PCHS	23.13m

[\[Top of Page\]](#) [\[Event List\]](#)

GMAA Futsal Playoff Schedule 2017-2018

22/03/2018 8:04

Seeding is based on total point in standings or win percentage if playing an unbalanced schedule .

If there are ties in win % the standard tie break procedure is used(Gouverning Rules p.13).

Juvenile Boys Div I - 6 teams (top 4 overall make playoffs)

Semi Final	Final	Champions
------------	-------	-----------

Playoff Rule 1 - First and second from the same section cannot meet until the finals.

If sections crossover in the regular season, and no section is guaranteed a spot in the playoffs, the sections will be considered one section.

Seeding is based on total points in the standings.

Seed 1 - VMC - 18pts

Seed 2 - LMAC - 14pts

Seed 3 - PCHS - 11pts (won head to head)

Seed 4 - LBPHS - 11pts

seed 1 - Vincent Massey Collegiate (home) - 9		
P5 - Thursday, March 15th - 3:45pm at Vincent Massey Collegiate	Vincent Massey Collegiate (home) - 13	
seed 4 - Lester B. Pearson HS - 2		
	P8 -Wednesday, March 21st - 3:45pm at Vincent Massey Collegiate	Vincent Massey Collegiate
seed 3 - Pierrefonds Comprehensive HS - 4		Game MVP:
P4 - Thursday, March 15th - 3:45pm at Laurier MacDonald HS	Pierrefonds Comprehensive HS - 7	
seed 2 - Laurier MacDonald HS (home) - 3		

Juvenile Girls Div I - 6 teams (top 4 overall make playoffs)

Semi Final	Final	Champions
------------	-------	-----------

Playoff Rule 1 - First and second from the same section cannot meet until the finals.

If sections crossover in the regular season, and no section is guaranteed a spot in the playoffs, the sections will be considered one section.

Seeding is based on total points in the standings.

Seed 1 - PCHS - 21pts

Seed 2 - VMC

Seed 3 - VMC

Seed 4 - LMAC - 9pts

seed 1 - Pierrefonds Comprehensive HS (home) - 9		
P3 - Wednesday, March 14th - 3:45pm at Pierrefonds Comprehensive High School		Pierrefonds Comprehensive HS - 6
seed 4 - Laurier MacDonald HS - 0		
P6 - Tuesday, March 20th - 3:15pm at Pierrefonds Comprehensive High School		Pierrefonds Comprehensive HS
seed 3 - Vincent Massey Collegiate - 0		Game MVP: Lara Bertagnolli - PCHS
P2 - Wednesday, March 14th - 3:45pm at Vincent Massey Collegiate		Vincent Massey Collegiate - 2
seed 2- Vincent Massey Collegiate (home) - 2		

Bantam Girls Div I - 4 teams (top 3 make playoffs)

Semi Final	Final	Champions
-------------------	--------------	------------------

	1st - Vincent Massey Collegiate (home) - 3	
P7 -Tuesday, March 20th - 3:45 at Vincent Massey Collegiate		Vincent Massey Collegiate
3rd - Villa Maria High Scschool (home) - 2		Game MVP: Nayla Nocera - VMC
P1 -Wednesday, March 14th - 3:45pm	College Sainte-Anne - 1	

at Villa Maria High School

2nd - College Sainte-Anne - 7

Futsal Playoffs 2017-2018


Playoffs are from Tuesday, April 3rd - Friday, April 13th.

2018-04-26 12:02

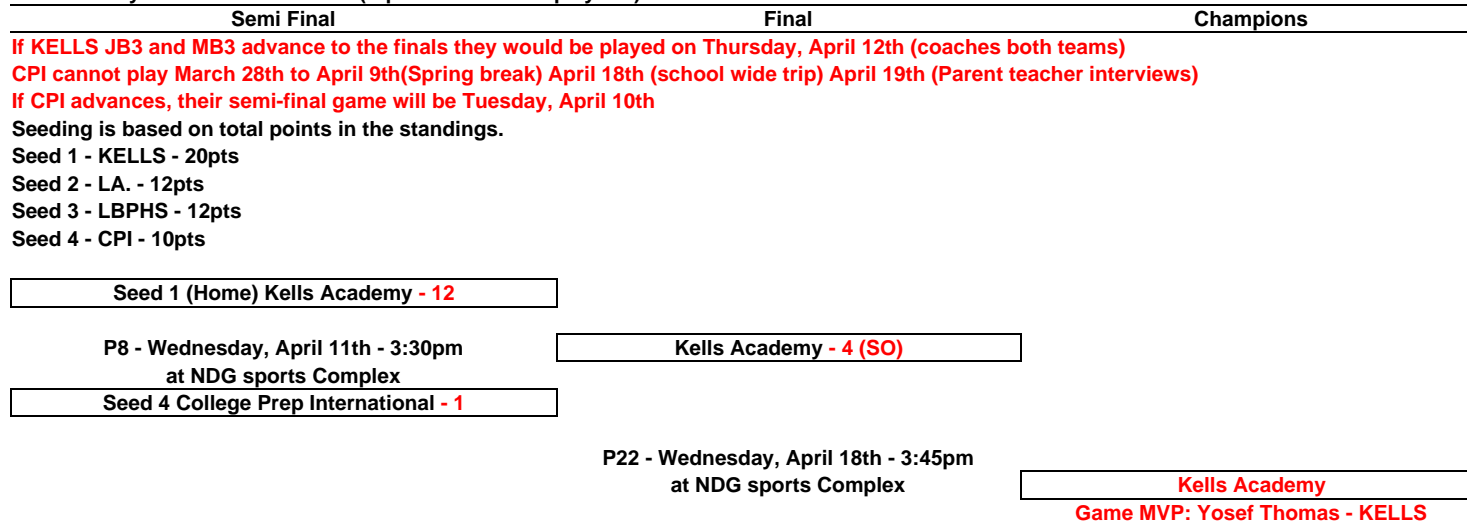
Seeding is based on total point in standings or win percentage if playing an unbalanced schedule .

If there are ties in win % the standard tie break procedure is used(Gouverning Rules p.13).

Juvenile Boys Div 2 - 11 teams (top 2 from A + top 4 from B make playoffs)



Juvenile Boys Division 3 - 6 teams (top 4 overall make playoffs)



Seed 3 - Lester B. Pearson HS - 4

P9 - Thursday, April 5th - 3:45pm
at Lakeside Academy

Lester B Pearson HS - 3

seed 2 (Home) - Lakeside Academy - 1

Juvenile Girls Division 2 - 6 teams (top 4 overall make playoffs)

Semi Final

Final

Champions

If FACE JG2 and JB2 advance the JG2 would be played on Wednesday, April 11th (coaches both teams)

Seeding is based on total points in the standings.

Seed 1 - PCHS - 18pts

Seed 2 - LAURN

Seed 3 - HSBHS - 14pts

Seed 4 - FACE - 11pts

Seed 1(Home) - Pierrefonds Comprehensive HS - 0

P3 - Wednesday, April 4th - 3:45pm
at Pierrefonds Comprehensive HS

FACE HS - 0

Seed 4 - FACE HS - 7

P17 - Wednesday, April 11th - 3:45pm
at LaurenHill Academy Jr. Campus

LaurenHill Academy

Game MVP:

Seed 3 - Howard S. Billings HS - 2

P4 - Wednesday, April 4th - 3:45pm
at LaurenHill Academy Jr. Campus

LaurenHill Academy - 1

seed 2 (Home) LaurenHill Academy - 4

Juvenile Girls Division 3 - 7 teams (top 4 make playoffs)

Semi Final

Final

Champions

STG cannot play April 12th (parent teacher interviews)

1st (Home) John F. Kennedy HS - 9

P10 - Thursday, April 5th - 2:30pm - DH
at John F. Kennedy HS

John F Kennedy HS - 3

4th - Kells Academy - 4

P27 - Tuesday, April 10th - 3:15pm
at John F. Kennedy HS

Beurling Academy

Game MVP: Jade Swan - BA

3rd - Lakeside Academy - 0

P11 - Thursday, April 5th - 3:45pm
at Beurling Academy

Beurling Academy - 5

2nd (Home) - Beurling Academy - 3

Midget Boys Division 2 - 6 teams (top 4 overall make playoffs)

Semi Final

Final

Champions

BIAL cannot play March 30th to April 6th (passover) If in the semi-finals the game will be played on Monday, April 9th.

Seeding is based on total points in the standings.

Seed 1 - CSA - 17pts

Seed 2 - LCCHS - 16pts

Seed 3 - LAURN - 14pts

Seed 4 - LMAC - 7pts

Seed 1(Home) College Ste Anne - 6

P5 - Wednesday, April 4th - 3:45pm
at Laurier Macdonald HS

Seed 4 - Laurier Macdonald HS - 3

College Ste Anne - 4

P18 - Thursday, April 12th - 3:45pm
at LaurenHill Academy Sr. Campus

College Ste Anne
Game MVP:

Seed 3 - Lasalle Community Comp HS - 5

P6 - Tuesday, April 10th - 3:45pm
at LaurenHill Academy Sr. Campus

seed 2 (Home) LaurenHill Academy - 6

LaurenHill Academy - 0

Midget Boys Division 3 - 6 teams (top 4 overall make playoffs)

Semi Final

Final

Champions

If KELLS JB3 and MB3 advance to the finals they would be played on Thursday, April 12th (coaches both teams)

STG cannot play April 12th (parent teacher interviews)

Seeding is based on total points in the standings.

Seed 1 - JFKHS - 19pts

Seed 2 - RVALE - 18pts

Seed 3 - KELLS - 13pts

Seed 4 - HSBHS

Seed 1(Home) John F Kennedy HS - 4

P12 - Thursday, April 5th - 3:30pm - DH
at John F Kennedy High School

Seed 4 - Howard S. Billings - 1

John F Kennedy HS - 5

P23 - Wednesday, April 11th - 3:45pm
at John F Kennedy High School

John F Kennedy HS
Game MVP: Massimo Trocchia - Alati - JFK

Seed 3 - Kells Academy - 2

P13 - Thursday, April 5th - 3:45pm
at Royal Vale High School

seed 2 (Home) Royal Vale High School - 4

Royal Vale High School - 4

Midget Girls Division 2 - 4 teams (top 3 make playoffs)

Semi Final

Final

Champions

If JRHS advances the finals will be Wednesday, April 11th - 4:00pm at JRHS

1st (home) College Ste Anne - 5

3rd - Laurier Macdonald HS - 2	P28 - Wednesday, April 11th - 4:00pm at John Rennie HS	College Ste Anne
P20 - Tuesday, April 10th - 4:15pm - DH at John Rennie HS		Game MVP:
2nd (home) - John Rennie HS - 5		John Rennie HS - 4

Bantam Boys Division 2 - 5 teams (top 3 make playoffs)

Semi Final	Final	Champions
------------	-------	-----------

3rd - LaurenHill Academy - 6	P19 - Wednesday, April 25th - 3:45pm at John Paul 1 High School	John Paul 1 HS
P7 - Wednesday, April 4th - 3:45pm at Lasalle Community Comp HS		Game MVP:
2nd (home) Lasalle Community Comp HS - 12		LaSalle Community Comp HS - 8

Bantam Boys Division 3 - 5 teams (top 3 make playoffs)

Semi Final	Final	Champions
------------	-------	-----------

3rd - Villa Maria HS - 4 (SO)	P24 - Wednesday, April 11th - 3:45pm at Royal Vale Academy	Villa Maria HS
P14 - Thursday, April 5th - 3:45pm at John Rennie HS		Game MVP:
2nd (home) John Rennie HS - 3		Villa Maria HS - 4

Bantam Girls Division 2 - 2 teams

Final	Champions
-------	-----------

1st (home) - Howard S. Billings HS - 4	P25 - Wednesday, April 11th - 3:45pm at Howard S. Billings High School	Howard S. Billings HS
P25 - Wednesday, April 11th - 3:45pm at Howard S. Billings High School		Game MVP:
2nd - Westwood HS - 3		

Bantam Girls Division 3 - 5 teams (top 3 make playoffs)

Semi Final	Final	Champions
------------	-------	-----------

STG cannot play April 12th (parent teacher interviews)

1st (home) Vincent Massey Collegiate - 6
--

3rd St-Georges HS - 2

P21 - Tuesday, April 10th - 3:45pm
at Lasalle Community High School

2nd (home) Lasalle Community HS - 3

P29 - Thursday, April 12th - 4:00pm
at Vincent Massey Collegiate

LaSalle Community Comp. HS - 2

Vincent Massey Collegiate

Game MVP: Isabella Perrotta - VMC

GMAA Futsal Standings 2017-2018

05/04/2018 8:20

	School	Games	Win	Loss	OT Win	OT Loss	Points
JB1A							
7	Vincent Massey Collegiate Team 1	7	7	0	0	0	21
	Pierrefonds Comprehensive HS	7	4	3	1	0	11
	Rosemount HS	7	0	6	0	0	0
JB1B							
7	Laurier MacDonald HS	7	5	2	1	0	14
	Lester B Pearson High School	7	3	4	0	2	11
	Vincent Massey Collegiate Team 2	7	1	5	0	0	3
JG1A							
7	Pierrefonds Comprehensive HS	7	7	0	0	0	21
	Vincent Massey Collegiate Team 2	7	5	2	0	0	15
	Villa Maria HS	7	1	6	0	0	3
JG1B							
7	Vincent Massey Collegiate Team 1	7	5	2	0	0	15
	Laurier MacDonald HS	7	3	4	0	0	9
	Lester B Pearson High School	7	0	7	0	0	0
BG1A							
6	Vincent Massey Collegiate	6	6	0	0	0	18
	College Ste Anne	6	4	2	0	0	12
	Villa Maria HS	6	2	4	0	0	6
	Pierrefonds Comprehensive HS	6	0	6	0	0	0
		54			2	2	
D2							
	School	Games	Win	Loss	OT Win	OT Loss	Points
JB2A							
6	John Rennie High School	6	5	1	0	0	15
	Pierrefonds Comprehensive HS	6	3	3	0	0	9
	Howard S Billings HS	6	2	4	0	1	7
	Lasalle Community Comp HS	6	2	4	1	0	5
JB2B							
6	Face High School	6	6	0	0	0	18
	Vincent Massey Collegiate	6	5	1	0	0	15
	Marymount Academy	6	4	2	0	0	12
	Beurling Academy	6	2	4	0	1	7
	LaurenHill Academy	6	2	4	0	0	6
	John F Kennedy High School	6	1	5	0	0	3
	Westmount HS	6	1	5	1	0	2
JG2A							
7	LaurenHill Academy	7	6	1	1	0	17
	Face High School	7	4	3	1	0	11
	Lasalle Community Comp HS	7	0	7	0	0	0
JG2B							
7	Pierrefonds Comprehensive HS	7	6	1	0	0	18
	Howard S Billings HS	7	4	3	0	2	14
	Lindsay Place High School	7	1	6	0	0	3
MB2A							
7	College Ste Anne de Lachine	7	6	1	1	0	17
	Lasalle Community Comp HS	7	5	2	1	0	14
	Westwood High School	7	1	6	0	0	3
MB2B							

7	LaurenHill Academy	7	5	2	0	1	16
	Laurier MacDonald High School	7	2	5	0	1	7
	Bialik High School	7	2	5	1	1	6
MG2A							
	6College Ste Anne de Lachine	6	6	0	0	0	18
	John Rennie High School	6	4	2	0	0	12
	Laurier MacDonald High School	6	2	4	0	0	6
	Rosemount High School	6	0	6	0	0	0
BB2A							
8	John Paul 1 High School	8	8	0	0	0	24
	Lasalle Community Comp HS	8	5	3	0	1	16
	LaurenHill Academy	8	4	4	1	0	11
	Face High School	8	3	5	0	0	9
	Lester B Pearson High School	8	0	8	0	0	0
		107			8	8	
D3	School	Games	Win	Loss	OT Win	OT Loss	Points
JB3A							
7	Lakeside Academy	7	4	3	0	0	12
	Emmanuel Christian School	7	3	4	0	0	9
	Centennial Academy	7	0	7	0	0	0
JB3B							
	Kells Academy	7	7	0	1	0	20
	Lester B Pearson High School	7	4	3	0	0	12
	College Prep International	7	3	4	0	1	10
JG3A							
6	John F Kennedy High School	6	6	0	0	0	18
	Beurling Academy	6	5	1	1	0	14
	Lakeside Academy	6	4	2	0	0	12
	Kells Academy	6	3	3	0	0	9
	St George's School	6	2	4	0	1	7
	Lester B Pearson High School	6	1	5	0	0	3
	Royal Vale School	6	0	6	0	0	0
MB3A							
	7Royal Vale School	7	7	0	3	0	18
	Kells Academy	7	4	3	0	1	13
	Marymount Academy	7	1	6	0	0	3
MB3B							
7	John F Kennedy High School	7	6	1	0	1	19
	Howard S Billings HS	7	3	4	0	1	10
	St George's School	7	0	7	0	0	0
BB3A							
8	Royal Vale School	8	8	0	2	0	22
	John Rennie High School	8	5	3	1	2	16
	Villa Maria High School	8	5	3	1	2	16
	Lakeside Academy	8	1	7	0	0	3
	John F Kennedy High School	8	1	7	0	0	3
BG3A							
6	Howard S Billings HS	6	5	1	0	0	15
	Vincent Massey Collegiate	6	4	2	0	0	12
	Westwood High School	6	4	2	0	0	12
	Lasalle Community Comp HS	6	3	3	0	0	9
	St George's School	6	2	4	0	0	6
	Lakeside Academy	6	2	4	0	0	6
	LaurenHill Academy	6	1	5	0	0	3

2018 Girls Track & Field Championship Meet

Monday, May 14th, 2018

Riverside Park

05/14/2018 - 05/14/2018

Meet Scores

FEMALE TEAM Age Group 11 - 13

1	MISS EDGARS & CRAMPS	ECS	76.500
2	ST THOMAS HS	STT	44.000
3	JOHN RENNIE HS	JRHS	36.500
4	HOWARD S. BILLINGS	HSBHS	19.000
4	LOWER CANADA COLLEGE	LCC	19.000
4	SACRED HEART SCHOOL	SHSM	19.000
7	LAVAL ACADEMY	LAVAL	15.000
8	RIVERDALE HS	RIVHS	9.000
8	LASALLE COMP. HS	LCCHS	9.000
10	WEST ISLAND COLLEGE	WIC	8.000
10	ST GEORGE'S HS	STG	8.000
10	VILLA MARIA HS	VILLA	8.000
13	ROYAL WEST ACADEMY	ROYAL	7.000
14	MACDONALD HS	MACD	6.000
14	LAKESIDE ACADEMY	LA	6.000
16	TRAFALGAR SCHOOL	TRAF	5.000
17	KUPER ACADEMY	KUPER	4.000
18	THE STUDY	STUDY	3.000
18	ROSEMOUNT HS	RHS	3.000
20	BEACONSFIELD HS	BHS	1.000
20	WESTWOOD HS	WWHS	1.000

FEMALE TEAM Age Group 14 - 15

1	LOWER CANADA COLLEGE	LCC	67.000
2	JOHN RENNIE HS	JRHS	34.000
3	SACRED HEART SCHOOL	SHSM	31.500
4	BEACONSFIELD HS	BHS	29.000
5	THE STUDY	STUDY	27.000
6	PIERREFONDS COMP. HS	PCHS	19.000
7	LINDSAY PLACE HS	LPHS	17.000
7	LAVAL ACADEMY	LAVAL	17.000
9	WESTWOOD HS	WWHS	14.000

10	KUPER ACADEMY	KUPER	10.000
11	TRAFALGAR SCHOOL	TRAF	8.500
12	ROYAL WEST ACADEMY	ROYAL	8.000
13	WESTMOUNT HS	WHS	7.000
14	LAKESIDE ACADEMY	LA	6.000
15	ST GEORGE'S HS	STG	3.000
15	WEST ISLAND COLLEGE	WIC	3.000
17	MACDONALD HS	MACD	2.000
18	KELLS ACADEMY	KELLS	1.000
18	LASALLE COMP. HS	LCCHS	1.000

FEMALE TEAM Age Group 16 - 18

1	ROYAL WEST ACADEMY	ROYAL	81.500
2	LINDSAY PLACE HS	LPHS	31.000
3	VILLA MARIA HS	VILLA	25.000
4	MISS EDGARS & CRAMPS	ECS	23.000
5	RIVERDALE HS	RIVHS	21.000
6	LOWER CANADA COLLEGE	LCC	19.000
7	SACRED HEART SCHOOL	SHSM	17.000
8	LASALLE COMP. HS	LCCHS	15.000
9	TRAFALGAR SCHOOL	TRAF	13.000
10	LAURENHILL SENIOR HS	LAURN	10.000
11	WESTWOOD HS	WWHS	8.500
12	HOWARD S. BILLINGS	HSBHS	7.000
13	PIERREFONDS COMP. HS	PCHS	5.000
14	LAURIER MACDONALD HS	LMAC	4.000
15	BEURLING ACADEMY	BA	3.000
16	JOHN RENNIE HS	JRHS	1.000
16	LAVAL ACADEMY	LAVAL	1.000

FEMALE INDIVIDUAL Age Group 11 - 13

1	DEICHMANN, NATASHA	MISS EDGARS & CRAMPS	23.000
2	STARR, MADELINE	ST THOMAS HS	21.000
3	WAIND, SYDNEY	JOHN RENNIE HS	16.500
4	STANOJLOVIC, KAITLYN	JOHN RENNIE HS	14.000
5	GERALDO, CHRISTINE	MISS EDGARS & CRAMPS	13.000
6	JEAN-MARIE, CARMELITE	HOWARD S. BILLINGS	12.000
6	FULTON-KENNEDY, SARAH	ST THOMAS HS	12.000
8	SANTAVY, EVELYN	MISS EDGARS & CRAMPS	9.000
8	FORTIN, KYRA	LAVAL ACADEMY	9.000

10 DEEGAN, ELLIE	ST GEORGE'S HS	8.000
10 COPPIN, KALIAH	RIVERDALE HS	8.000
12 ADAMAKAKIIS, DARIA	MISS EDGARS & CRAMPS	7.000
12 CALLISTE, ALISHA	HOWARD S. BILLINGS	7.000
12 VEERABADREN, ARIANA	LASALLE COMP. HS	7.000
12 HYLAND, JESSICA	LOWER CANADA COLLEGE	7.000
16 MAROUN, TIFFANY	MISS EDGARS & CRAMPS	6.500
17 THOMAS, PALLAS	SACRED HEART SCHOOL	6.000
17 VOLPATO, FRANCESCA	SACRED HEART SCHOOL	6.000
19 GALLI, KATHERINE	VILLA MARIA HS	5.000
19 HALLIDAY, EMMA	ROYAL WEST ACADEMY	5.000
19 SHAKHGILDIAN, ANNA	WEST ISLAND COLLEGE	5.000
22 GRACH, SONIA	MISS EDGARS & CRAMPS	4.000
22 LUU, CHLOE	JOHN RENNIE HS	4.000
22 DUPUIS, SERENA	MACDONALD HS	4.000
22 SYRAGAKIS, KRISTINA	KUPER ACADEMY	4.000
26 TOTEDA, SOPHIA	LAVAL ACADEMY	3.000
26 MCHUGH, EMMA	WEST ISLAND COLLEGE	3.000
26 HUNTE, JADE	LOWER CANADA COLLEGE	3.000
26 LEEDHAM, EVANGELINE	ROSEMOUNT HS	3.000
26 PRINCIPE, JULIANNE	ST THOMAS HS	3.000
26 MONTOUR, ADRIANNA	TRAFALGAR SCHOOL	3.000
32 ZOCCOLILLO, AMELIA	VILLA MARIA HS	2.000
32 GRAHAM, SARAH	TRAFALGAR SCHOOL	2.000
32 ALLE-ANDO, MAYA	ROYAL WEST ACADEMY	2.000
32 GUAIANI, SAMANTHA	LASALLE COMP. HS	2.000
32 SCHOCH, CATHARINA	SACRED HEART SCHOOL	2.000
32 ASSABGHY, LEYLA	THE STUDY	2.000
32 LUU, MIDISON	JOHN RENNIE HS	2.000
32 OTTONI, JULIANA	MISS EDGARS & CRAMPS	2.000
40 BISHOP, JUSTINA	WESTWOOD HS	1.000

40	JENKINS, MAYA	ST THOMAS HS	1.000
40	HAINES, KATERINA	BEACONSFIELD HS	1.000
40	PETRIN, CHLOE	LAKESIDE ACADEMY	1.000
40	OSUALA, TIFFANY	LOWER CANADA COLLEGE	1.000
40	FERRI, CHIARA	THE STUDY	1.000
40	VANDEWYNCKELE, ALICE	VILLA MARIA HS	1.000

FEMALE INDIVIDUAL Age Group 14 - 15

1	MASHAAL, SOPHIA	LOWER CANADA COLLEGE	21.000
2	TOWNSEND, JORDAN	JOHN RENNIE HS	15.000
3	BALDRY, CASSANDRA	SACRED HEART SCHOOL	12.500
4	HARRINGTON, MAEVE	LOWER CANADA COLLEGE	12.000
4	BELLERIVE, RENEE	LOWER CANADA COLLEGE	12.000
4	INKSTER, SAMANTHA	JOHN RENNIE HS	12.000
7	CLOETTA, BRIDGET	THE STUDY	10.000
8	STRICKLAND, ESMEE	BEACONSFIELD HS	9.000
8	BRUNELLE, KIMBERLY	WESTWOOD HS	9.000
8	HOFMANN, NATALIE	BEACONSFIELD HS	9.000
11	OUIMET, ISABELLE	ROYAL WEST ACADEMY	8.000
11	APOSTOLATOS, ELENA	SACRED HEART SCHOOL	8.000
13	BROWN, CHLOE	WESTMOUNT HS	7.000
13	AUJLA, JASMINE	JOHN RENNIE HS	7.000
13	MEDEIROS, ANGELINA	LAVAL ACADEMY	7.000
13	HARTLEN, HOLLY	KUPER ACADEMY	7.000
13	BARSALOU, STELLA	PIERREFONDS COMP. HS	7.000
18	RADZISZEWSKI, SARAH	BEACONSFIELD HS	6.000
18	POMPEY, TAFANIA	LAKESIDE ACADEMY	6.000
20	MACREAM, KAYLA	WESTWOOD HS	5.000
20	FESTER, AMANDA	LINDSAY PLACE HS	5.000
20	SOUVLOS, VANESSA	LAVAL ACADEMY	5.000
20	CANAVAN, ASHLEY	LINDSAY PLACE HS	5.000
20	ROTILI, OLIVIA	TRAFALGAR SCHOOL	5.000
25	RATTRAY-MINTO, TALAYAH	THE STUDY	4.000
25	DESLAURIERS, VICTORIA	PIERREFONDS COMP. HS	4.000
25	YEARWOOD, SAHAR	LOWER CANADA	4.000

		COLLEGE	
25	ELKAS, SARAH	SACRED HEART SCHOOL	4.000
25	IVANOVICI, ELLA	THE STUDY	4.000
25	ORTEGA-ABRE, EMILIE-ENID	LINDSAY PLACE HS	4.000
31	BRADLEY, MELISSA	LINDSAY PLACE HS	3.000
31	FRAGAPANE, MELINA	WEST ISLAND COLLEGE	3.000
31	MIRON, ISABELLE	KUPER ACADEMY	3.000
31	AUDI, EMMA	LOWER CANADA COLLEGE	3.000
31	BONY, JULIETTE	ST GEORGE'S HS	3.000
31	ALLAN, MELISSA	BEACONSFIELD HS	3.000
31	HASON, VICTORIA	THE STUDY	3.000
38	ROZON, KAITLYN	BEACONSFIELD HS	2.000
38	LIPPE, LILY	MACDONALD HS	2.000
40	JACOB, SONIA	TRAFALGAR SCHOOL	1.500
41	ODLE, ASHANTI	KELLS ACADEMY	1.000
41	LIGHTFOOT, JASMINE	SACRED HEART SCHOOL	1.000
41	BERTRAND, BRYANA	LASALLE COMP. HS	1.000
41	TURCOTTE, KATHERINE	LOWER CANADA COLLEGE	1.000
FEMALE INDIVIDUAL Age Group 16 - 18			
1	GREEN, DEONDRA	RIVERDALE HS	21.000
2	SMITH, ANNALIES	ROYAL WEST ACADEMY	19.000
2	HUGHES, SARA	VILLA MARIA HS	19.000
4	HONG, MEGAN	LINDSAY PLACE HS	14.000
4	WALKER-BRUCE, ATIYA	LASALLE COMP. HS	14.000
4	LOOPER, ALISON	ROYAL WEST ACADEMY	14.000
7	ANASTASOPOULOS, GLORIA	ROYAL WEST ACADEMY	13.500
8	GANNON WILLIS, MEIHIBA	TRAFALGAR SCHOOL	13.000
9	LOTH, JILLIAN	ROYAL WEST ACADEMY	12.000
10	TETRAULT, ELLA	MISS EDGARS & CRAMPS	10.000
10	WRIGHT, EMMA	MISS EDGARS & CRAMPS	10.000
10	MCNEAL-CRUIKSHANK, N'YAH	LAURENHILL SENIOR HS	10.000
13	SHOAM, ROMY	ROYAL WEST ACADEMY	9.000

14 ROBECK, JANE	LOWER CANADA COLLEGE	8.000
15 LEMIEUX, JADYN	HOWARD S. BILLINGS	7.000
15 MARKS, ALICIA	LINDSAY PLACE HS	7.000
15 RAMBALLY, CATHERINE	LOWER CANADA COLLEGE	7.000
18 COMTOIS, SOPHIE	ROYAL WEST ACADEMY	5.000
19 MIJNSBERGEN, LAYLA	WESTWOOD HS	4.500
20 CAPRERA, LILAH	SACRED HEART SCHOOL	4.000
20 CIANCI, JULIA	SACRED HEART SCHOOL	4.000
20 MIJNSBERGEN, LAYLA	WESTWOOD HS	4.000
20 CARAYANNIS, KATERINA	LOWER CANADA COLLEGE	4.000
20 BRESSI, EMILY	LAURIER MACDONALD HS	4.000
20 SMITH, DAISY	SACRED HEART SCHOOL	4.000
26 SOSSIN, MIRIAM	ROYAL WEST ACADEMY	3.000
26 DWYER, AVA	MISS EDGARS & CRAMPS	3.000
26 VINCELLI, MADISON	LINDSAY PLACE HS	3.000
29 DELUCILLA, ERIKA	SACRED HEART SCHOOL	2.000
29 DINTO, ARIEL	PIERREFONDS COMP. HS	2.000
29 ARSEVER, BIANCA	PIERREFONDS COMP. HS	2.000
29 JANUSAUSKAS, LAUREN	VILLA MARIA HS	2.000
33 CLARKE, JENNIFER	LAVAL ACADEMY	1.000
33 MARCOVECCHIO, NICOLE	ROYAL WEST ACADEMY	1.000
33 KING-RICHARDS, SHANNON	JOHN RENNIE HS	1.000
33 DEWLING, RACHEL	BEURLING ACADEMY	1.000
33 NOWAK, MACKENZIE	LASALLE COMP. HS	1.000

Ev# 1 GIRLS 11-13 Bantam 100m Dash

Ev# 2 GIRLS 11-13 Bantam 200m Run

Ev# 3 GIRLS 11-13 Bantam 400m Run

Ev# 4 GIRLS 11-13 Bantam 800m Run

Ev# 5 GIRLS 11-13 Bantam 1500m Run

Ev# 6 GIRLS 11-13 Bantam 3000m Run

Ev# 7 GIRLS 11-13 Bantam 4x100m Relay

Ev# 8 GIRLS 11-13 Bantam 4x400m Relay

Ev# 9 GIRLS 11-13 Bantam High Jump

Ev# 10 GIRLS 11-13 Bantam Long Jump

Ev# 11 GIRLS 11-13 Bantam Triple Jump

Ev# 12 GIRLS 11-13 Bantam Shot Put

Ev# 13 GIRLS 11-13 Bantam Discus

Ev# 14 GIRLS 11-13 Bantam Javelin

Ev# 15 GIRLS 14-15 Midget 100m

Ev# 16 GIRLS 14-15 Midget 200m

<u>Throw</u>	<u>Throw</u>	<u>Dash</u>	<u>Run</u>
<u>Ev# 17 GIRLS 14-15 Midget 400m Run</u>	<u>Ev# 18 GIRLS 14-15 Midget 800m Run</u>	<u>Ev# 19 GIRLS 14-15 Midget 1500m Run</u>	<u>Ev# 20 GIRLS 14-15 Midget 3000m Run</u>
<u>Ev# 21 GIRLS 14-15 Midget 4x100m Relay</u>	<u>Ev# 22 GIRLS 14-15 Midget 4x400m Relay</u>	<u>Ev# 23 GIRLS 14-15 Midget High Jump</u>	<u>Ev# 24 GIRLS 14-15 Midget Long Jump</u>
<u>Ev# 25 GIRLS 14-15 Midget Triple Jump</u>	<u>Ev# 26 GIRLS 14-15 Midget Shot Put</u>	<u>Ev# 27 GIRLS 14-15 Midget Discus Throw</u>	<u>Ev# 28 GIRLS 14-15 Midget Javelin Throw</u>
<u>Ev# 29 GIRLS 16-18 Juvenile 100m Dash</u>	<u>Ev# 30 GIRLS 16-18 Juvenile 200m Run</u>	<u>Ev# 31 GIRLS 16-18 Juvenile 400m Run</u>	<u>Ev# 32 GIRLS 16-18 Juvenile 800m Run</u>
<u>Ev# 33 GIRLS 16-18 Juvenile 1500m Run</u>	<u>Ev# 34 GIRLS 16-18 Juvenile 3000m Run</u>	<u>Ev# 35 GIRLS 16-18 Juvenile 4x100m Relay</u>	<u>Ev# 36 GIRLS 16-18 Juvenile 4x400m Relay</u>
<u>Ev# 37 GIRLS 16-18 Juvenile High Jump</u>	<u>Ev# 38 GIRLS 16-18 Juvenile Long Jump</u>	<u>Ev# 39 GIRLS 16-18 Juvenile Triple Jump</u>	<u>Ev# 40 GIRLS 16-18 Juvenile Shot Put</u>
<u>Ev# 41 GIRLS 16-18 Juvenile Discus Throw</u>	<u>Ev# 42 GIRLS 16-18 Juvenile Javelin Throw</u>		

[\[Top of Page\]](#) [\[Event List\]](#)

Event 1 GIRLS 11-13 Bantam 100m Dash

FINALS

NAME	AGE	TEAM	TIME
1 Carmelite Jean-Marie		HSBHS	13.43
2 Natasha Deichmann		ECS	13.91
3 Kaliah Coppin		RIVHS	13.97
4 Francesca Volpato		SHSM	14.38
5 Kyra Fortin		LAVAL	14.54
6 Tiffany Osuala		LCC	14.60
7 Victoria Betor-Kaehlert		BHS	14.65
8 Jadyynn Sommerville		STT	14.82

[\[Top of Page\]](#) [\[Event List\]](#)

Event 2 GIRLS 11-13 Bantam 200m Run

FINALS

NAME	AGE	TEAM	TIME
1 Madeline Starr		STT	28.79
2 Natasha Deichmann		ECS	30.28
3 Kaliah Coppin		RIVHS	30.57
4 Francesca Volpato		SHSM	30.88
5 Catharina Schoch		SHSM	31.18

Event 3 GIRLS 11-13 Bantam 400m Run

NAME	AGE	TEAM	TIME
1 Sarah Fulton-Kennedy		STT	1:06.31
2 Daria Adamakakiis		ECS	1:08.01
3 Evelyn Santavy		ECS	1:09.18
4 Emma McHugh		WIC	1:09.40
5 Sarah Graham		TRAF	1:12.53
6 Chloe Petrin		LA	1:14.14
7 Julianne Principe		STT	1:15.33
8 Chloe Luu		JRHS	1:15.81
9 Felicity Ho		BHS	1:18.68
10 Melanie Almanza		ROYAL	1:18.99
11 Tara Delaney		SHSM	1:19.72

Event 4 GIRLS 11-13 Bantam 800m Run

NAME	AGE	TEAM	TIME
1 Ellie Deegan		STG	2:55.05
2 Emma Halliday		ROYAL	2:57.50
3 Chloe Luu		JRHS	2:58.88
4 Julianne Principe		STT	2:59.22
5 Leyla Assabghy		STUDY	3:00.29
6 Katerina Haines		BHS	3:01.98
7 Aline Mejia Pardo		EMCS	3:02.16
8 Melanie Almanza		ROYAL	3:02.90
9 Julia Pacifico		VILLA	3:02.91
10 Olivia Ikin		MACD	3:03.26
11 Madison Devries		PCHS	3:16.60

Event 5 GIRLS 11-13 Bantam 1500m Run

NAME	AGE	TEAM	TIME
1 Kaitlyn Stanojlovic		JRHS	5:09.45

2	Sarah Fulton-Kennedy	STT	5:51.64
3	Sydney Waind	JRHS	5:59.58
4	Jessica Hyland	LCC	6:05.65
5	Maya Alle-Ando	ROYAL	6:13.39
6	Ellie Deegan	STG	6:16.41
7	Leyla Assabghy	STUDY	6:22.07
8	Aline Mejia Pardo	EMCS	6:30.21
9	Madison Devries	PCHS	6:44.31
10	Julianne Principe	STT	6:48.21
11	Jenna Downey	SHSM	6:49.80

[\[Top of Page\]](#) [\[Event List\]](#)

Event 6 GIRLS 11-13 Bantam 3000m Run

NAME	AGE	TEAM	TIME
1	Kaitlyn Stanojlovic	JRHS	11:29.59
2	Katherine Galli	VILLA	13:12.35
3	Jessica Hyland	LCC	13:21.36
4	Sophia Toteda	LAVAL	13:53.59
5	Amelia Zoccolillo	VILLA	14:05.79
6	Alice Vandewynckele	VILLA	14:11.84
7	Sangeeta Vidarthi	ECS	14:14.96
8	Kayla Salvati	ECS	14:20.22
9	Samantha Awaad	ECS	14:40.59
10	Madison Devries	PCHS	15:04.84
11	Reese Wereley	SHSM	15:13.86

[\[Top of Page\]](#) [\[Event List\]](#)

Event 7 GIRLS 11-13 Bantam 4x100m Relay

NAME	TEAM	TIME
1	St Thomas HS A	57.70
2	Miss Edgars & Cramps A	59.69
3	Lower Canada College A	1:00.19
4	Laval Academy A	1:00.50
5	Sacred Heart School A	1:01.12
6	Riverdale HS A	1:01.32

7	Villa Maria HS A	VILLA	1:01.67
8	Royal West Academy A	ROYAL	1:03.46
9	Macdonald HS A	MACD	1:03.54
10	Pierrefonds Comp. HS A	PCHS	1:03.98
11	Lakeside Academy A	LA	1:04.50

[\[Top of Page\]](#) [\[Event List\]](#)

Event 8 GIRLS 11-13 Bantam 4x400m Relay

	NAME	TEAM	TIME
1	Miss Edgars & Cramps A	ECS	4:58.51
2	Lakeside Academy A	LA	5:08.35
3	Lower Canada College A	LCC	5:16.86
4	Sacred Heart School A	SHSM	5:24.27
5	Macdonald HS A	MACD	5:51.16

[\[Top of Page\]](#) [\[Event List\]](#)

Event 9 GIRLS 11-13 Bantam High Jump

	NAME	AGE	TEAM	MARK
1	Kyra Fortin		LAVAL	1.40m
2	Pallas Thomas		SHSM	1.35m
3	Natasha Deichmann		ECS	1.35m
4	Tiffany Maroun		ECS	1.35m
4	Sydney Waind		JRHS	1.35m
6	Maya Jenkins		STT	1.35m
7	Carmelite Jean-Marie		HSBHS	1.35m
8	Emma McHugh		WIC	1.30m
9	Christine Geraldo		ECS	1.25m
10	Jade Hunte		LCC	1.20m
10	Jennifer Ribeiro		LBPHS	1.20m
12	Joyce Choi		STUDY	1.20m
13	Mia Su		STUDY	1.20m
14	Felicity Ho		BHS	1.15m
15	Lizzy Tillona		LBPHS	1.15m
	Katerina Haines		BHS	NM
	S. Kotlavczk		BHS	NM

Event 10 GIRLS 11-13 Bantam Long Jump

NAME	AGE	TEAM	MARK
1 Madeline Starr		STT	5.09m
2 Carmelite Jean-Marie		HSBHS	4.76m
3 Kristina Syragakis		KUPER	4.00m
4 Jade Hunte		LCC	3.93m
5 Midison Luu		JRHS	3.93m
6 Christine Geraldo		ECS	3.92m
7 Evelyn Santavy		ECS	3.83m
8 Justina Bishop		WWHS	3.79m
9 Caitlin Fulton-Kennedy		STT	3.79m
10 Afua Washington		MMA	3.79m
11 Evangeline Leedham		RHS	3.77m
12 Sarah Scott		WIC	3.75m
13 Eva Godlevsky		LCC	3.57m
14 Rachel Patry		VILLA	3.51m
15 Sandra Schearing-Reindeau		RHS	3.46m
15 Catharina Schoch		SHSM	3.46m

Event 11 GIRLS 11-13 Bantam Triple Jump

NAME	AGE	TEAM	MARK
1 Madeline Starr		STT	10.55m
2 Evelyn Santavy		ECS	9.08m
3 Natasha Deichmann		ECS	8.54m
4 Evangeline Leedham		RHS	8.37m
5 Juliana Ottoni		ECS	8.30m
6 Pallas Thomas		SHSM	7.71m
7 Kayla Mendez		RIVHS	7.30m
8 Lara Bucci		LCCHS	7.00m
9 Jenna Boisvenue		LCCHS	7.00m
10 Rosa-Madysen Piero		LBPHS	6.87m

Event 12 GIRLS 11-13 Bantam Shot Put

NAME	AGE	TEAM	MARK
1 Alisha Calliste		HSBHS	8.92m
2 Anna Shakhgildian		WIC	8.74m
3 Tiffany Maroun		ECS	8.70m
4 Sydney Waind		JRHS	8.39m
5 Sonia Grach		ECS	8.19m
6 Samantha Guaiani		LCCHS	8.12m
7 Kyra Fortin		LAVAL	8.08m
8 Pallas Thomas		SHSM	7.63m
9 Adrianna Montour		TRAF	7.57m
10 Tyra Splicer		KUPER	7.37m
11 Ariana Veerabadren		LCCHS	7.23m
12 Mira Abedi		BHS	7.13m
13 Kiara Bloomfield		LA	6.77m
14 Breeze-Jessica Lahache		KUPER	6.76m

[\[Top of Page\]](#) [\[Event List\]](#)

Event 13 GIRLS 11-13 Bantam Discus Throw

NAME	AGE	TEAM	MARK
1 Christine Geraldo		ECS	23.59m
2 Natasha Deichmann		ECS	19.16m
3 Serena Dupuis		MACD	17.05m
4 Ariana Veerabadren		LCCHS	16.77m
5 Sonia Grach		ECS	16.25m
6 Chiara Ferri		STUDY	15.45m
7 Sarah-Eliz Yankovsky		BHS	13.17m
8 Iman Abokor		RHS	13.15m
9 Alisha Calliste		HSBHS	12.07m
10 Brianna Kosowatksy		JRHS	11.00m
11 Juliana Laserra		BHS	10.73m
12 Olivia Odorisio		SHSM	10.52m
13 Mira Abedi		BHS	10.43m
Tyra Splicer		KUPER	NM

[\[Top of Page\]](#) [\[Event List\]](#)

Event 14 GIRLS 11-13 Bantam Javelin Throw

NAME	AGE	TEAM	MARK
1 Sydney Waind		JRHS	20.86m
2 Christine Geraldo		ECS	19.61m
3 Ariana Veerabadren		LCCHS	16.83m
4 Adrianna Montour		TRAF	15.64m
5 Daria Adamakakiis		ECS	15.46m
6 Samantha Guaiani		LCCHS	15.32m
7 Chiara Ferri		STUDY	14.17m
8 Tiffany Maroun		ECS	13.69m
9 Victoria Palladini		MACD	13.28m
10 Maryane Malone		LAVAL	11.72m

[\[Top of Page\]](#) [\[Event List\]](#)

Event 15 GIRLS 14-15 Midget 100m Dash**FINALS**

NAME	AGE	TEAM	TIME
1 Sophia Mashaal		LCC	13.43
2 Stella Barsalou		PCHS	13.52
3 Kimberly Brunelle		WWHS	14.04
4 Elena Apostolatos		SHSM	14.23
5 Tafania Pompey		LA	14.23
6 Sarah Radziszewski		BHS	14.45
7 Isabelle Miron		KUPER	14.50

[\[Top of Page\]](#) [\[Event List\]](#)

Event 16 GIRLS 14-15 Midget 200m Run**FINALS**

NAME	AGE	TEAM	TIME
1 Sophia Mashaal		LCC	27.81
2 Kimberly Brunelle		WWHS	27.93
3 Tafania Pompey		LA	29.75
4 Isabelle Miron		KUPER	30.21

5	Stella Barsalou	PCHS	30.23
6	Cassandra Baldry	SHSM	30.40

[\[Top of Page\]](#) [\[Event List\]](#)

Event 17 GIRLS 14-15 Midget 400m Run

NAME	AGE	TEAM	TIME
1	Sophia Mashaal	LCC	1:06.22
2	Cassandra Baldry	SHSM	1:07.04
3	Sahar Yearwood	LCC	1:07.29
4	Angelina Medeiros	LAVAL	1:08.27
5	Maeve Harrington	LCC	1:08.79
6	Jordan Townsend	JRHS	1:09.20
7	Trista Mallais	PCHS	1:10.78
8	Victoria Hason	STUDY	1:12.80
9	Anna Garon	SHSM	1:13.17
10	Isabelle Miron	KUPER	1:13.62
11	Mackenzie Lawson	WIC	1:13.96
12	Dana Hay	STT	1:14.03

[\[Top of Page\]](#) [\[Event List\]](#)

Event 18 GIRLS 14-15 Midget 800m Run

NAME	AGE	TEAM	TIME
1	Jordan Townsend	JRHS	2:40.36
2	Maeve Harrington	LCC	2:45.00
3	Angelina Medeiros	LAVAL	2:48.13
4	Victoria Hason	STUDY	2:49.40
5	Natalie Hofmann	BHS	2:51.35
6	Kaitlyn Rozon	BHS	2:57.02
7	Lauren Rouben	VILLA	2:58.63
8	Julia Daniele	STT	3:00.72
9	Sophie Higgins	STUDY	3:00.78
10	Juliette Bony	STG	3:04.81
11	Jessica Tzanetatos	KUPER	3:17.09
12	Jada Page	LCC	3:24.31
13	Sahra Ali	LA	4:14.16

Event 19 GIRLS 14-15 Midget 1500m Run

NAME	AGE	TEAM	TIME
1 Jordan Townsend		JRHS	5:35.79
2 Maeve Harrington		LCC	5:37.67
3 Esmee Strickland		BHS	5:59.98
4 Melissa Allan		BHS	6:05.42
5 Elena Apostolatos		SHSM	6:10.96
6 Juliette Bony		STG	6:13.97
7 Ella Ivanovici		STUDY	6:14.01
8 Katherine Turcotte		LCC	6:24.15
9 Sophie Higgins		STUDY	6:29.33
10 Haley Yorston		STT	6:42.34
11 Abigail Ritchie		STUDY	6:51.61
12 Anna Lerjen		RHS	6:57.75

Event 20 GIRLS 14-15 Midget 3000m Run

NAME	AGE	TEAM	TIME
1 Natalie Hofmann		BHS	12:01.05
2 Esmee Strickland		BHS	12:34.42
3 Ella Ivanovici		STUDY	13:04.15
4 Elena Apostolatos		SHSM	13:29.30
5 Juliette Bony		STG	13:35.98
6 Katherine Turcotte		LCC	13:40.73
7 Haley Yorston		STT	13:54.40
8 Eleftheria Viakousis		VILLA	14:36.47
Tanya Magera		BA	DNF

Event 21 GIRLS 14-15 Midget 4x100m Relay

NAME	TEAM	TIME
1 Lower Canada College A	LCC	57.29
2 Laval Academy A	LAVAL	58.71

3	Pierrefonds Comp. HS A	PCHS	58.72
4	Sacred Heart School A	SHSM	58.77
5	Trafalgar School A	TRAF	59.08
6	The Study A	STUDY	1:00.85
7	Lakeside Academy A	LA	1:01.71
8	Beaconsfield HS A	BHS	1:02.04
9	West Island College A	WIC	1:02.14
10	Lindsay Place HS A	LPHS	1:02.25

[\[Top of Page\]](#) [\[Event List\]](#)

Event 22 GIRLS 14-15 Midget 4x400m Relay

	NAME	TEAM	TIME
1	Lower Canada College A	LCC	4:50.93
2	The Study A	STUDY	5:06.96
3	Pierrefonds Comp. HS A	PCHS	5:10.85
4	Sacred Heart School A	SHSM	5:26.72

[\[Top of Page\]](#) [\[Event List\]](#)

Event 23 GIRLS 14-15 Midget High Jump

	NAME	AGE	TEAM	MARK
1	Chloe Brown		WHS	1.40m
2	Kayla Macream		WWHS	1.40m
3	Samantha Inkster		JRHS	1.35m
4	Vanessa Souvlos		LAVAL	1.35m
5	Sonia Jacob		TRAF	1.35m
5	Cassandra Baldry		SHSM	1.35m
7	Victoria Hason		STUDY	1.35m
8	Ashley Canavan		LPHS	1.30m
9	Melissa Bradley		LPHS	1.30m
10	Maya Hillcoat		TRAF	1.25m
11	Bridget Cloetta		STUDY	1.25m
11	Katherine Graham		TRAF	1.25m
11	Amber Diodati		LAVAL	1.25m
	Isbella Rutenberg		STUDY	NM

[\[Top of Page\]](#) [\[Event List\]](#)

Event 24 GIRLS 14-15 Midget Long Jump

NAME	AGE	TEAM	MARK
1 Samantha Inkster		JRHS	4.50m
2 Renee Bellerive		LCC	4.34m
3 Isabelle Ouimet		ROYAL	4.27m
4 Emma Audi		LCC	4.18m
5 Sarah Radziszewski		BHS	4.09m
6 Ashanti Odle		KELLS	4.07m
7 Abigail Ritchie		STUDY	3.99m
8 Amber Diodati		LAVAL	3.94m
9 Kiera Mccaffrey		WHS	3.89m
10 Jessica Tzanetatos		KUPER	3.81m
11 Kelly-Anne Dieu-Juste		JFKHS	3.74m

[\[Top of Page\]](#) [\[Event List\]](#)

Event 25 GIRLS 14-15 Midget Triple Jump

NAME	AGE	TEAM	MARK
1 Renee Bellerive		LCC	9.56m
2 Cassandra Baldry		SHSM	9.30m
3 Isabelle Ouimet		ROYAL	9.10m
4 Sarah Radziszewski		BHS	8.91m
5 Vanessa Souvlos		LAVAL	8.85m
6 Samantha Inkster		JRHS	8.80m
7 Maya Chalkhoun		WIC	8.54m
8 Mackenzie Lawson		WIC	8.37m
9 Emma Audi		LCC	7.88m
10 Chloe Brown		WHS	7.86m
11 Emily Ho		ECS	7.40m
12 Lily Lippe		MACD	6.94m

[\[Top of Page\]](#) [\[Event List\]](#)

Event 26 GIRLS 14-15 Midget Shot Put

NAME	AGE	TEAM	MARK
1 Holly Hartlen		KUPER	10.10m
2 Amanda Fester		LPHS	10.09m

3	Emilie-Enid Ortega-Abre	LPHS	9.30m
4	Melina Fragapane	WIC	9.11m
5	Sarah Elkas	SHSM	8.88m
6	Jasmine Lightfoot	SHSM	8.58m
7	Kiara Ricciardelli	EMCS	8.54m
8	Bryana Bertrand	LCCHS	8.36m
9	Jasmine Aujla	JRHS	8.19m
10	Talayah Rattray-Minto	STUDY	8.17m
11	Lauren Gale	SHSM	8.06m
12	Maya Chalkoun	WIC	8.03m
13	Katherine Turcotte	LCC	7.83m
14	Stella Barsalou	PCHS	7.33m
15	Lily Lippe	MACD	7.12m

[\[Top of Page\]](#) [\[Event List\]](#)

Event 27 GIRLS 14-15 Midget Discus Throw

NAME	AGE	TEAM	MARK
1	Jasmine Aujla	JRHS	22.07m
2	Olivia Rotili	TRAF	20.00m
3	Talayah Rattray-Minto	STUDY	19.35m
4	Bridget Cloetta	STUDY	17.06m
5	Sarah Elkas	SHSM	16.86m
6	Bryana Bertrand	LCCHS	16.45m
7	Katherine Turcotte	LCC	15.89m
8	Zoe Boosamra	SHSM	14.55m
9	Lauren Gale	SHSM	13.06m
10	Kiara Ricciardelli	EMCS	12.74m
11	Melina Fragapane	WIC	12.60m
12	Lily Lippe	MACD	12.23m
13	Julia Capolicchio	STUDY	11.88m

[\[Top of Page\]](#) [\[Event List\]](#)

Event 28 GIRLS 14-15 Midget Javelin Throw

NAME	AGE	TEAM	MARK
1	Bridget Cloetta	STUDY	20.17m

2	Ashley Canavan	LPHS	19.16m
3	Victoria Deslauriers	PCHS	18.47m
4	Melissa Bradley	LPHS	16.63m
5	Lily Lippe	MACD	16.38m
6	Kaitlyn Rozon	BHS	16.08m
7	Sarah Elkas	SHSM	15.58m
8	Yazmina Lopez	JFKHS	15.43m
9	Samantha Inkster	JRHS	13.83m
10	Julia Capolicchio	STUDY	13.81m
11	Melina Fragapane	WIC	13.61m
12	Bryana Bertrand	LCCHS	13.21m
13	Talayah Rattray-Minto	STUDY	10.50m
	Jasmine Lightfoot	SHSM	NM

[\[Top of Page\]](#) [\[Event List\]](#)

Event 29 GIRLS 16-18 Juvenile 100m Dash

FINALS

NAME	AGE	TEAM	TIME
1	Deondra Green	RIVHS	12.64
2	N'Yah McNeal-Cruickshank	LAURN	13.24
3	Alicia Marks	LPHS	14.05
4	Annalies Smith	ROYAL	14.10
5	Atiya Walker-Bruce	LCCHS	14.11
6	lilah Caprera	SHSM	14.83
7	Jasmine Brown	LPHS	14.99

[\[Top of Page\]](#) [\[Event List\]](#)

Event 30 GIRLS 16-18 Juvenile 200m Run

FINALS

NAME	AGE	TEAM	TIME
1	Deondra Green	RIVHS	27.46
2	N'Yah McNeal-Cruickshank	LAURN	27.82
3	Layla Mijnsbergen	WWHS	29.72
4	Alicia Marks	LPHS	30.14

5	Catherine Rambally	LCC	31.14
6	Nicole Marcovecchio	ROYAL	31.78

[\[Top of Page\]](#) [\[Event List\]](#)

Event 31 GIRLS 16-18 Juvenile 400m Run

NAME	AGE	TEAM	TIME
1	Alison Looper	ROYAL	1:05.64
2	Catherine Rambally	LCC	1:11.11
3	Ella Tetrault	ECS	1:11.47
4	Romy Shoam	ROYAL	1:12.05
5	Lauren Janusauskas	VILLA	1:12.29
6	Shannon King-Richards	JRHS	1:15.17
7	lilah Caprera	SHSM	1:16.17
8	Jada Brewster	HSBHS	1:18.07
9	Katerina Levy	LPHS	1:22.45
10	Erika delucilla	SHSM	1:22.60

[\[Top of Page\]](#) [\[Event List\]](#)

Event 32 GIRLS 16-18 Juvenile 800m Run

NAME	AGE	TEAM	TIME
1	Alison Looper	ROYAL	2:37.09
2	Sara Hughes	VILLA	2:50.10
3	Ella Tetrault	ECS	2:55.52
4	Romy Shoam	ROYAL	2:56.99
5	Gloria Anastasopoulos	ROYAL	2:57.92
6	Katerina Carayannis	LCC	2:58.51
7	Eva Goblot	VILLA	3:01.21
8	Bianca Arsever	PCHS	3:18.58
9	Ariel Dinto	PCHS	3:31.07

[\[Top of Page\]](#) [\[Event List\]](#)

Event 33 GIRLS 16-18 Juvenile 1500m Run

NAME	AGE	TEAM	TIME
1	Sara Hughes	VILLA	5:59.01
2	Sophie Comtois	ROYAL	6:04.82
3	Jane robeck	LCC	6:32.78

4	Miriam Sossin	ROYAL	6:57.25
5	Bianca Arsever	PCHS	7:04.11
	Sarah Joy Jumeau	BA	DNF

[\[Top of Page\]](#) [\[Event List\]](#)

Event 34 GIRLS 16-18 Juvenile 3000m Run

NAME	AGE	TEAM	TIME
1	Sara Hughes	VILLA	13:03.20
2	Gloria Anastasopoulos	ROYAL	13:10.14
3	Jane robeck	LCC	13:42.27
4	Katerina Carayannis	LCC	14:25.64
5	Ariel Dinto	PCHS	14:34.44
6	Rachel Dewling	BA	14:48.57
7	Miriam Sossin	ROYAL	14:51.54
8	Karinne Weinberg	JRHS	14:54.55

[\[Top of Page\]](#) [\[Event List\]](#)

Event 35 GIRLS 16-18 Juvenile 4x100m Relay

NAME	TEAM	TIME
1 Lindsay Place HS A	LPHS	58.78
2 Royal West Academy A	ROYAL	59.84
3 Villa Maria HS A	VILLA	1:02.07
4 Sacred Heart School A	SHSM	1:02.45
5 Beurling Academy A	BA	1:06.27
6 Pierrefonds Comp. HS A	PCHS	1:08.45

[\[Top of Page\]](#) [\[Event List\]](#)

Event 37 GIRLS 16-18 Juvenile High Jump

NAME	AGE	TEAM	MARK
1	Annalies Smith	ROYAL	1.46m
2	Layla Mijnsbergen	WWHS	1.35m
2	Gloria Anastasopoulos	ROYAL	1.35m
4	Meihiba Gannon Willis	TRAF	1.35m
5	Megan Hong	LPHS	1.25m
6	Jennifer Clarke	LAVAL	1.20m

Event 38 GIRLS 16-18 Juvenile Long Jump

NAME	AGE	TEAM	MARK
1 Deondra Green		RIVHS	5.28m
2 Atiya Walker-Bruce		LCCHS	4.86m
3 Annalies Smith		ROYAL	4.30m
4 lilah Caprera		SHSM	4.30m
5 Jadyne Lemieux		HSBHS	4.11m
6 Mackenzie Nowak		LCCHS	4.10m
7 Catherine Rambally		LCC	3.87m
8 Daisy Smith		SHSM	3.82m
9 Meihiba Gannon Willis		TRAF	3.52m
10 Jada Brewster		HSBHS	3.35m

Event 39 GIRLS 16-18 Juvenile Triple Jump

NAME	AGE	TEAM	MARK
1 Atiya Walker-Bruce		LCCHS	10.32m
2 Annalies Smith		ROYAL	9.62m
3 Jadyne Lemieux		HSBHS	9.17m
4 Daisy Smith		SHSM	9.09m
5 Ella Tetrault		ECS	9.00m
6 Jillian Loth		ROYAL	8.81m
7 Mackenzie Nowak		LCCHS	8.52m
8 Jennifer Clarke		LAVAL	8.44m

Event 40 GIRLS 16-18 Juvenile Shot Put

NAME	AGE	TEAM	MARK
1 Megan Hong		LPHS	8.02m
2 Emma Wright		ECS	7.35m
3 Jillian Loth		ROYAL	7.29m
4 Romy Shoam		ROYAL	7.12m
5 Meihiba Gannon Willis		TRAF	6.75m

6	Jadyn Lemieux	HSBHS	6.56m
7	Daisy Smith	SHSM	6.52m
8	Rebecca Hogan	HSBHS	6.48m
9	Ava Dwyer	ECS	5.80m
10	Sheila Zordok	PCHS	5.29m

[\[Top of Page\]](#) [\[Event List\]](#)

Event 41 GIRLS 16-18 Juvenile Discus Throw

	NAME	AGE	TEAM	MARK
1	Meihiba Gannon Willis		TRAF	22.38m
2	Emma Wright		ECS	21.71m
3	Emily Bressi		LMAC	19.47m
4	Ava Dwyer		ECS	18.40m
5	Gloria Anastasopoulos		ROYAL	16.94m
6	Daisy Smith		SHSM	15.23m
7	Shyra Madriaga-Harrison		VILLA	14.52m
8	Julia Cianci		SHSM	13.95m
9	Rachel HadeF		STG	13.82m
10	Nicole Frankel		TRAF	12.24m
11	Sheila Zordok		PCHS	12.20m
12	Parabjot Kaur		PCHS	7.21m

[\[Top of Page\]](#) [\[Event List\]](#)

Event 42 GIRLS 16-18 Juvenile Javelin Throw

	NAME	AGE	TEAM	MARK
1	Jillian Loth		ROYAL	21.16m
2	Megan Hong		LPHS	20.31m
3	Julia Cianci		SHSM	17.10m
4	Madison Vincelli		LPHS	16.91m
5	Erika delucilla		SHSM	16.31m
6	Meihiba Gannon Willis		TRAF	16.09m
7	Rebecca Hogan		HSBHS	15.91m
8	Jadyn Lemieux		HSBHS	13.87m
9	Nicole Frankel		TRAF	13.11m
10	Rachel HadeF		STG	10.09m

11 Sheila Zordok

PCHS

8.43m

12 Parabjot Kaur

PCHS

7.30m

[\[Top of Page\]](#) [\[Event List\]](#)

2018 Girls Track & Field Championship Meet

Monday, May 14th, 2018

Riverside Park

05/14/2018 - 05/14/2018

<u>Ev# 1 GIRLS 11-13 Bantam 100m Dash</u>	<u>Ev# 2 GIRLS 11-13 Bantam 200m Run</u>	<u>Ev# 3 GIRLS 11-13 Bantam 400m Run</u>	<u>Ev# 4 GIRLS 11-13 Bantam 800m Run</u>
<u>Ev# 5 GIRLS 11-13 Bantam 1500m Run</u>	<u>Ev# 6 GIRLS 11-13 Bantam 3000m Run</u>	<u>Ev# 7 GIRLS 11-13 Bantam 4x100m Relay</u>	<u>Ev# 8 GIRLS 11-13 Bantam 4x400m Relay</u>
<u>Ev# 9 GIRLS 11-13 Bantam High Jump</u>	<u>Ev# 10 GIRLS 11-13 Bantam Long Jump</u>	<u>Ev# 11 GIRLS 11-13 Bantam Triple Jump</u>	<u>Ev# 12 GIRLS 11-13 Bantam Shot Put</u>
<u>Ev# 13 GIRLS 11-13 Bantam Discus Throw</u>	<u>Ev# 14 GIRLS 11-13 Bantam Javelin Throw</u>	<u>Ev# 15 GIRLS 14-15 Midget 100m Dash</u>	<u>Ev# 16 GIRLS 14-15 Midget 200m Run</u>
<u>Ev# 17 GIRLS 14-15 Midget 400m Run</u>	<u>Ev# 18 GIRLS 14-15 Midget 800m Run</u>	<u>Ev# 19 GIRLS 14-15 Midget 1500m Run</u>	<u>Ev# 20 GIRLS 14-15 Midget 3000m Run</u>
<u>Ev# 21 GIRLS 14-15 Midget 4x100m Relay</u>	<u>Ev# 22 GIRLS 14-15 Midget 4x400m Relay</u>	<u>Ev# 23 GIRLS 14-15 Midget High Jump</u>	<u>Ev# 24 GIRLS 14-15 Midget Long Jump</u>
<u>Ev# 25 GIRLS 14-15 Midget Triple Jump</u>	<u>Ev# 26 GIRLS 14-15 Midget Shot Put</u>	<u>Ev# 27 GIRLS 14-15 Midget Discus Throw</u>	<u>Ev# 28 GIRLS 14-15 Midget Javelin Throw</u>
<u>Ev# 29 GIRLS 16-18 Juvenile 100m Dash</u>	<u>Ev# 30 GIRLS 16-18 Juvenile 200m Run</u>	<u>Ev# 31 GIRLS 16-18 Juvenile 400m Run</u>	<u>Ev# 32 GIRLS 16-18 Juvenile 800m Run</u>
<u>Ev# 33 GIRLS 16-18 Juvenile 1500m Run</u>	<u>Ev# 34 GIRLS 16-18 Juvenile 3000m Run</u>	<u>Ev# 35 GIRLS 16-18 Juvenile 4x100m Relay</u>	<u>Ev# 36 GIRLS 16-18 Juvenile 4x400m Relay</u>
<u>Ev# 37 GIRLS 16-18 Juvenile High Jump</u>	<u>Ev# 38 GIRLS 16-18 Juvenile Long Jump</u>	<u>Ev# 39 GIRLS 16-18 Juvenile Triple Jump</u>	<u>Ev# 40 GIRLS 16-18 Juvenile Shot Put</u>
<u>Ev# 41 GIRLS 16-18 Juvenile Discus Throw</u>	<u>Ev# 42 GIRLS 16-18 Juvenile Javelin Throw</u>		

[\[Top of Page\]](#) [\[Event List\]](#)

Event 1 GIRLS 11-13 Bantam 100m Dash

FINALS

NAME	AGE	TEAM	TIME
1 Carmelite Jean-Marie		HSBHS	13.43
2 Natasha Deichmann		ECS	13.91
3 Kaliah Coppin		RIVHS	13.97
4 Francesca Volpato		SHSM	14.38
5 Kyra Fortin		LAVAL	14.54
6 Tiffany Osuala		LCC	14.60
7 Victoria Betor-Kaehlert		BHS	14.65
8 Jadyynn Sommerville		STT	14.82

Event 2 GIRLS 11-13 Bantam 200m Run

FINALS

NAME	AGE	TEAM	TIME
1 Madeline Starr		STT	28.79
2 Natasha Deichmann		ECS	30.28
3 Kaliah Coppin		RIVHS	30.57
4 Francesca Volpato		SHSM	30.88
5 Catharina Schoch		SHSM	31.18
6 Justina Bishop		WWHS	31.64

Event 3 GIRLS 11-13 Bantam 400m Run

NAME	AGE	TEAM	TIME
1 Sarah Fulton-Kennedy		STT	1:06.31
2 Daria Adamakakiis		ECS	1:08.01
3 Evelyn Santavy		ECS	1:09.18
4 Emma McHugh		WIC	1:09.40
5 Sarah Graham		TRAF	1:12.53
6 Chloe Petrin		LA	1:14.14
7 Julianne Principe		STT	1:15.33
8 Chloe Luu		JRHS	1:15.81
9 Felicity Ho		BHS	1:18.68
10 Melanie Almanza		ROYAL	1:18.99
11 Tara Delaney		SHSM	1:19.72

Event 4 GIRLS 11-13 Bantam 800m Run

NAME	AGE	TEAM	TIME
1 Ellie Deegan		STG	2:55.05
2 Emma Halliday		ROYAL	2:57.50
3 Chloe Luu		JRHS	2:58.88
4 Julianne Principe		STT	2:59.22
5 Leyla Assabghy		STUDY	3:00.29

6	Katerina Haines	BHS	3:01.98
7	Aline Mejia Pardo	EMCS	3:02.16
8	Melanie Almanza	ROYAL	3:02.90
9	Julia Pacifico	VILLA	3:02.91
10	Olivia Ikin	MACD	3:03.26
11	Madison Devries	PCHS	3:16.60

[\[Top of Page\]](#) [\[Event List\]](#)

Event 5 GIRLS 11-13 Bantam 1500m Run

NAME	AGE	TEAM	TIME
1	Kaitlyn Stanojlovic	JRHS	5:09.45
2	Sarah Fulton-Kennedy	STT	5:51.64
3	Sydney Waind	JRHS	5:59.58
4	Jessica Hyland	LCC	6:05.65
5	Maya Alle-Ando	ROYAL	6:13.39
6	Ellie Deegan	STG	6:16.41
7	Leyla Assabghy	STUDY	6:22.07
8	Aline Mejia Pardo	EMCS	6:30.21
9	Madison Devries	PCHS	6:44.31
10	Julianne Principe	STT	6:48.21
11	Jenna Downey	SHSM	6:49.80

[\[Top of Page\]](#) [\[Event List\]](#)

Event 6 GIRLS 11-13 Bantam 3000m Run

NAME	AGE	TEAM	TIME
1	Kaitlyn Stanojlovic	JRHS	11:29.59
2	Katherine Galli	VILLA	13:12.35
3	Jessica Hyland	LCC	13:21.36
4	Sophia Toteda	LAVAL	13:53.59
5	Amelia Zoccolillo	VILLA	14:05.79
6	Alice Vandewynckele	VILLA	14:11.84
7	Sangeeta Vidyarthi	ECS	14:14.96
8	Kayla Salvati	ECS	14:20.22
9	Samantha Awaad	ECS	14:40.59
10	Madison Devries	PCHS	15:04.84

[\[Top of Page\]](#) [\[Event List\]](#)

Event 7 GIRLS 11-13 Bantam 4x100m Relay

NAME	TEAM	TIME
1 St Thomas HS A	STT	57.70
2 Miss Edgars & Cramps A	ECS	59.69
3 Lower Canada College A	LCC	1:00.19
4 Laval Academy A	LAVAL	1:00.50
5 Sacred Heart School A	SHSM	1:01.12
6 Riverdale HS A	RIVHS	1:01.32
7 Villa Maria HS A	VILLA	1:01.67
8 Royal West Academy A	ROYAL	1:03.46
9 Macdonald HS A	MACD	1:03.54
10 Pierrefonds Comp. HS A	PCHS	1:03.98
11 Lakeside Academy A	LA	1:04.50

[\[Top of Page\]](#) [\[Event List\]](#)

Event 8 GIRLS 11-13 Bantam 4x400m Relay

NAME	TEAM	TIME
1 Miss Edgars & Cramps A	ECS	4:58.51
2 Lakeside Academy A	LA	5:08.35
3 Lower Canada College A	LCC	5:16.86
4 Sacred Heart School A	SHSM	5:24.27
5 Macdonald HS A	MACD	5:51.16

[\[Top of Page\]](#) [\[Event List\]](#)

Event 9 GIRLS 11-13 Bantam High Jump

NAME	AGE	TEAM	MARK
1 Kyra Fortin		LAVAL	1.40m
2 Pallas Thomas		SHSM	1.35m
3 Natasha Deichmann		ECS	1.35m
4 Tiffany Maroun		ECS	1.35m
4 Sydney Waind		JRHS	1.35m
6 Maya Jenkins		STT	1.35m
7 Carmelite Jean-Marie		HSBHS	1.35m

8	Emma McHugh	WIC	1.30m
9	Christine Geraldo	ECS	1.25m
10	Jade Hunte	LCC	1.20m
10	Jennifer Ribeiro	LBPHS	1.20m
12	Joyce Choi	STUDY	1.20m
13	Mia Su	STUDY	1.20m
14	Felicity Ho	BHS	1.15m
15	Lizzy Tillona	LBPHS	1.15m
	Katerina Haines	BHS	NM
	S. Kotlavczk	BHS	NM

[\[Top of Page\]](#) [\[Event List\]](#)

Event 10 GIRLS 11-13 Bantam Long Jump

NAME	AGE	TEAM	MARK
1	Madeline Starr	STT	5.09m
2	Carmelite Jean-Marie	HSBHS	4.76m
3	Kristina Syragakis	KUPER	4.00m
4	Jade Hunte	LCC	3.93m
5	Midison Luu	JRHS	3.93m
6	Christine Geraldo	ECS	3.92m
7	Evelyn Santavy	ECS	3.83m
8	Justina Bishop	WWHS	3.79m
9	Caitlin Fulton-Kennedy	STT	3.79m
10	Afua Washington	MMA	3.79m
11	Evangeline Leedham	RHS	3.77m
12	Sarah Scott	WIC	3.75m
13	Eva Godlevsky	LCC	3.57m
14	Rachel Patry	VILLA	3.51m
15	Sandra Schearing-Reindeau	RHS	3.46m
15	Catharina Schoch	SHSM	3.46m

[\[Top of Page\]](#) [\[Event List\]](#)

Event 11 GIRLS 11-13 Bantam Triple Jump

NAME	AGE	TEAM	MARK
1	Madeline Starr	STT	10.55m

2	Evelyn Santavy	ECS	9.08m
3	Natasha Deichmann	ECS	8.54m
4	Evangeline Leedham	RHS	8.37m
5	Juliana Ottoni	ECS	8.30m
6	Pallas Thomas	SHSM	7.71m
7	Kayla Mendez	RIVHS	7.30m
8	Lara Bucci	LCCHS	7.00m
9	Jenna Boisvenue	LCCHS	7.00m
10	Rosa-Madysen Piero	LBPHS	6.87m

[\[Top of Page\]](#) [\[Event List\]](#)

Event 12 GIRLS 11-13 Bantam Shot Put

NAME	AGE	TEAM	MARK
1	Alisha Calliste	HSBHS	8.92m
2	Anna Shakhgildian	WIC	8.74m
3	Tiffany Maroun	ECS	8.70m
4	Sydney Waind	JRHS	8.39m
5	Sonia Grach	ECS	8.19m
6	Samantha Guaiani	LCCHS	8.12m
7	Kyra Fortin	LAVAL	8.08m
8	Pallas Thomas	SHSM	7.63m
9	Adrianna Montour	TRAF	7.57m
10	Tyra Splicer	KUPER	7.37m
11	Ariana Veerabadren	LCCHS	7.23m
12	Mira Abedi	BHS	7.13m
13	Kiara Bloomfield	LA	6.77m
14	Breeze-Jessica Lahache	KUPER	6.76m

[\[Top of Page\]](#) [\[Event List\]](#)

Event 13 GIRLS 11-13 Bantam Discus Throw

NAME	AGE	TEAM	MARK
1	Christine Geraldo	ECS	23.59m
2	Natasha Deichmann	ECS	19.16m
3	Serena Dupuis	MACD	17.05m
4	Ariana Veerabadren	LCCHS	16.77m

5	Sonia Grach	ECS	16.25m
6	Chiara Ferri	STUDY	15.45m
7	Sarah-Eliz Yankovsky	BHS	13.17m
8	Iman Abokor	RHS	13.15m
9	Alisha Calliste	HSBHS	12.07m
10	Brianna Kosowatksy	JRHS	11.00m
11	Juliana Laserra	BHS	10.73m
12	Olivia Odorisio	SHSM	10.52m
13	Mira Abedi	BHS	10.43m
	Tyra Splicer	KUPER	NM

[\[Top of Page\]](#) [\[Event List\]](#)

Event 14 GIRLS 11-13 Bantam Javelin Throw

NAME	AGE	TEAM	MARK
1	Sydney Waind	JRHS	20.86m
2	Christine Geraldo	ECS	19.61m
3	Ariana Veerabadren	LCCHS	16.83m
4	Adrianna Montour	TRAF	15.64m
5	Daria Adamakakiis	ECS	15.46m
6	Samantha Guaiani	LCCHS	15.32m
7	Chiara Ferri	STUDY	14.17m
8	Tiffany Maroun	ECS	13.69m
9	Victoria Palladini	MACD	13.28m
10	Maryane Malone	LAVAL	11.72m

[\[Top of Page\]](#) [\[Event List\]](#)

Event 15 GIRLS 14-15 Midget 100m Dash

FINALS

NAME	AGE	TEAM	TIME
1	Sophia Mashaal	LCC	13.43
2	Stella Barsalou	PCHS	13.52
3	Kimberly Brunelle	WWHS	14.04
4	Elena Apostolatos	SHSM	14.23
5	Tafania Pompey	LA	14.23
6	Sarah Radziszewski	BHS	14.45

7 Isabelle Miron

KUPER

14.50

[\[Top of Page\]](#) [\[Event List\]](#)

Event 16 GIRLS 14-15 Midget 200m Run

FINALS

NAME	AGE	TEAM	TIME
1 Sophia Mashaal		LCC	27.81
2 Kimberly Brunelle		WWHS	27.93
3 Tafania Pompey		LA	29.75
4 Isabelle Miron		KUPER	30.21
5 Stella Barsalou		PCHS	30.23
6 Cassandra Baldry		SHSM	30.40

[\[Top of Page\]](#) [\[Event List\]](#)

Event 17 GIRLS 14-15 Midget 400m Run

NAME	AGE	TEAM	TIME
1 Sophia Mashaal		LCC	1:06.22
2 Cassandra Baldry		SHSM	1:07.04
3 Sahar Yearwood		LCC	1:07.29
4 Angelina Medeiros		LAVAL	1:08.27
5 Maeve Harrington		LCC	1:08.79
6 Jordan Townsend		JRHS	1:09.20
7 Trista Mallais		PCHS	1:10.78
8 Victoria Hason		STUDY	1:12.80
9 Anna Garon		SHSM	1:13.17
10 Isabelle Miron		KUPER	1:13.62
11 Mackenzie Lawson		WIC	1:13.96
12 Dana Hay		STT	1:14.03

[\[Top of Page\]](#) [\[Event List\]](#)

Event 18 GIRLS 14-15 Midget 800m Run

NAME	AGE	TEAM	TIME
1 Jordan Townsend		JRHS	2:40.36
2 Maeve Harrington		LCC	2:45.00
3 Angelina Medeiros		LAVAL	2:48.13

4	Victoria Hason	STUDY	2:49.40
5	Natalie Hofmann	BHS	2:51.35
6	Kaitlyn Rozon	BHS	2:57.02
7	Lauren Rouben	VILLA	2:58.63
8	Julia Daniele	STT	3:00.72
9	Sophie Higgins	STUDY	3:00.78
10	Juliette Bony	STG	3:04.81
11	Jessica Tzanetatos	KUPER	3:17.09
12	Jada Page	LCC	3:24.31
13	Sahra Ali	LA	4:14.16

[\[Top of Page\]](#) [\[Event List\]](#)

Event 19 GIRLS 14-15 Midget 1500m Run

NAME	AGE	TEAM	TIME
1	Jordan Townsend	JRHS	5:35.79
2	Maeve Harrington	LCC	5:37.67
3	Esmee Strickland	BHS	5:59.98
4	Melissa Allan	BHS	6:05.42
5	Elena Apostolatos	SHSM	6:10.96
6	Juliette Bony	STG	6:13.97
7	Ella Ivanovici	STUDY	6:14.01
8	Katherine Turcotte	LCC	6:24.15
9	Sophie Higgins	STUDY	6:29.33
10	Haley Yorston	STT	6:42.34
11	Abigail Ritchie	STUDY	6:51.61
12	Anna Lerjen	RHS	6:57.75

[\[Top of Page\]](#) [\[Event List\]](#)

Event 20 GIRLS 14-15 Midget 3000m Run

NAME	AGE	TEAM	TIME
1	Natalie Hofmann	BHS	12:01.05
2	Esmee Strickland	BHS	12:34.42
3	Ella Ivanovici	STUDY	13:04.15
4	Elena Apostolatos	SHSM	13:29.30
5	Juliette Bony	STG	13:35.98

6	Katherine Turcotte	LCC	13:40.73
7	Haley Yorston	STT	13:54.40
8	Eleftheria Viakousis	VILLA	14:36.47
	Tanya Magera	BA	DNF

[\[Top of Page\]](#) [\[Event List\]](#)

Event 21 GIRLS 14-15 Midget 4x100m Relay

	NAME	TEAM	TIME
1	Lower Canada College A	LCC	57.29
2	Laval Academy A	LAVAL	58.71
3	Pierrefonds Comp. HS A	PCHS	58.72
4	Sacred Heart School A	SHSM	58.77
5	Trafalgar School A	TRAF	59.08
6	The Study A	STUDY	1:00.85
7	Lakeside Academy A	LA	1:01.71
8	Beaconsfield HS A	BHS	1:02.04
9	West Island College A	WIC	1:02.14
10	Lindsay Place HS A	LPHS	1:02.25

[\[Top of Page\]](#) [\[Event List\]](#)

Event 22 GIRLS 14-15 Midget 4x400m Relay

	NAME	TEAM	TIME
1	Lower Canada College A	LCC	4:50.93
2	The Study A	STUDY	5:06.96
3	Pierrefonds Comp. HS A	PCHS	5:10.85
4	Sacred Heart School A	SHSM	5:26.72

[\[Top of Page\]](#) [\[Event List\]](#)

Event 23 GIRLS 14-15 Midget High Jump

	NAME	AGE	TEAM	MARK
1	Chloe Brown		WHS	1.40m
2	Kayla Macream		WWHS	1.40m
3	Samantha Inkster		JRHS	1.35m
4	Vanessa Souvlos		LAVAL	1.35m
5	Sonia Jacob		TRAF	1.35m
5	Cassandra Baldry		SHSM	1.35m

7	Victoria Hason	STUDY	1.35m
8	Ashley Canavan	LPHS	1.30m
9	Melissa Bradley	LPHS	1.30m
10	Maya Hillcoat	TRAF	1.25m
11	Bridget Cloetta	STUDY	1.25m
11	Katherine Graham	TRAF	1.25m
11	Amber Diodati	LAVAL	1.25m
	Isbella Rutenberg	STUDY	NM

[\[Top of Page\]](#) [\[Event List\]](#)

Event 24 GIRLS 14-15 Midget Long Jump

NAME	AGE	TEAM	MARK
1	Samantha Inkster	JRHS	4.50m
2	Renee Bellerive	LCC	4.34m
3	Isabelle Ouimet	ROYAL	4.27m
4	Emma Audi	LCC	4.18m
5	Sarah Radziszewski	BHS	4.09m
6	Ashanti Odle	KELLS	4.07m
7	Abigail Ritchie	STUDY	3.99m
8	Amber Diodati	LAVAL	3.94m
9	Kiera Mccaffrey	WHS	3.89m
10	Jessica Tzanetatos	KUPER	3.81m
11	Kelly-Anne Dieu-Juste	JFKHS	3.74m

[\[Top of Page\]](#) [\[Event List\]](#)

Event 25 GIRLS 14-15 Midget Triple Jump

NAME	AGE	TEAM	MARK
1	Renee Bellerive	LCC	9.56m
2	Cassandra Baldry	SHSM	9.30m
3	Isabelle Ouimet	ROYAL	9.10m
4	Sarah Radziszewski	BHS	8.91m
5	Vanessa Souvlos	LAVAL	8.85m
6	Samantha Inkster	JRHS	8.80m
7	Maya Chalkhoun	WIC	8.54m
8	Mackenzie Lawson	WIC	8.37m

9	Emma Audi	LCC	7.88m
10	Chloe Brown	WHS	7.86m
11	Emily Ho	ECS	7.40m
12	Lily Lippe	MACD	6.94m

[\[Top of Page\]](#) [\[Event List\]](#)

Event 26 GIRLS 14-15 Midget Shot Put

NAME	AGE	TEAM	MARK
1	Holly Hartlen	KUPER	10.10m
2	Amanda Fester	LPHS	10.09m
3	Emilie-Enid Ortega-Abre	LPHS	9.30m
4	Melina Fragapane	WIC	9.11m
5	Sarah Elkas	SHSM	8.88m
6	Jasmine Lightfoot	SHSM	8.58m
7	Kiara Ricciardelli	EMCS	8.54m
8	Bryana Bertrand	LCCHS	8.36m
9	Jasmine Aujla	JRHS	8.19m
10	Talayah Rattray-Minto	STUDY	8.17m
11	Lauren Gale	SHSM	8.06m
12	Maya Chalkhoun	WIC	8.03m
13	Katherine Turcotte	LCC	7.83m
14	Stella Barsalou	PCHS	7.33m
15	Lily Lippe	MACD	7.12m

[\[Top of Page\]](#) [\[Event List\]](#)

Event 27 GIRLS 14-15 Midget Discus Throw

NAME	AGE	TEAM	MARK
1	Jasmine Aujla	JRHS	22.07m
2	Olivia Rotili	TRAF	20.00m
3	Talayah Rattray-Minto	STUDY	19.35m
4	Bridget Cloetta	STUDY	17.06m
5	Sarah Elkas	SHSM	16.86m
6	Bryana Bertrand	LCCHS	16.45m
7	Katherine Turcotte	LCC	15.89m
8	Zoe Boosamra	SHSM	14.55m

9	Lauren Gale	SHSM	13.06m
10	Kiara Ricciardelli	EMCS	12.74m
11	Melina Fragapane	WIC	12.60m
12	Lily Lippe	MACD	12.23m
13	Julia Capolicchio	STUDY	11.88m

[\[Top of Page\]](#) [\[Event List\]](#)

Event 28 GIRLS 14-15 Midget Javelin Throw

NAME	AGE	TEAM	MARK
1	Bridget Cloetta	STUDY	20.17m
2	Ashley Canavan	LPHS	19.16m
3	Victoria Deslauriers	PCHS	18.47m
4	Melissa Bradley	LPHS	16.63m
5	Lily Lippe	MACD	16.38m
6	Kaitlyn Rozon	BHS	16.08m
7	Sarah Elkas	SHSM	15.58m
8	Yazmina Lopez	JFKHS	15.43m
9	Samantha Inkster	JRHS	13.83m
10	Julia Capolicchio	STUDY	13.81m
11	Melina Fragapane	WIC	13.61m
12	Bryana Bertrand	LCCHS	13.21m
13	Talayah Rattray-Minto	STUDY	10.50m
	Jasmine Lightfoot	SHSM	NM

[\[Top of Page\]](#) [\[Event List\]](#)

Event 29 GIRLS 16-18 Juvenile 100m Dash

FINALS

NAME	AGE	TEAM	TIME
1	Deondra Green	RIVHS	12.64
2	N'Yah McNeal-Cruickshank	LAURN	13.24
3	Alicia Marks	LPHS	14.05
4	Annalies Smith	ROYAL	14.10
5	Atiya Walker-Bruce	LCCHS	14.11
6	lilah Caprera	SHSM	14.83
7	Jasmine Brown	LPHS	14.99

Event 30 GIRLS 16-18 Juvenile 200m Run

FINALS

NAME	AGE	TEAM	TIME
1 Deondra Green		RIVHS	27.46
2 N'Yah McNeal-Cruickshank		LAURN	27.82
3 Layla Mijnsbergen		WWHS	29.72
4 Alicia Marks		LPHS	30.14
5 Catherine Rambally		LCC	31.14
6 Nicole Marcovecchio		ROYAL	31.78

Event 31 GIRLS 16-18 Juvenile 400m Run

NAME	AGE	TEAM	TIME
1 Alison Looper		ROYAL	1:05.64
2 Catherine Rambally		LCC	1:11.11
3 Ella Tetrault		ECS	1:11.47
4 Romy Shoam		ROYAL	1:12.05
5 Lauren Janusauskas		VILLA	1:12.29
6 Shannon King-Richards		JRHS	1:15.17
7 lilah Caprera		SHSM	1:16.17
8 Jada Brewster		HSBHS	1:18.07
9 Katerina Levy		LPHS	1:22.45
10 Erika delucilla		SHSM	1:22.60

Event 32 GIRLS 16-18 Juvenile 800m Run

NAME	AGE	TEAM	TIME
1 Alison Looper		ROYAL	2:37.09
2 Sara Hughes		VILLA	2:50.10
3 Ella Tetrault		ECS	2:55.52
4 Romy Shoam		ROYAL	2:56.99
5 Gloria Anastasopoulos		ROYAL	2:57.92
6 Katerina Carayannis		LCC	2:58.51

7	Eva Goblot	VILLA	3:01.21
8	Bianca Arsever	PCHS	3:18.58
9	Ariel Dinto	PCHS	3:31.07

[\[Top of Page\]](#) [\[Event List\]](#)

Event 33 GIRLS 16-18 Juvenile 1500m Run

NAME	AGE	TEAM	TIME
1 Sara Hughes		VILLA	5:59.01
2 Sophie Comtois		ROYAL	6:04.82
3 Jane robeck		LCC	6:32.78
4 Miriam Sossin		ROYAL	6:57.25
5 Bianca Arsever		PCHS	7:04.11
Sarah Joy Jumeau		BA	DNF

[\[Top of Page\]](#) [\[Event List\]](#)

Event 34 GIRLS 16-18 Juvenile 3000m Run

NAME	AGE	TEAM	TIME
1 Sara Hughes		VILLA	13:03.20
2 Gloria Anastasopoulos		ROYAL	13:10.14
3 Jane robeck		LCC	13:42.27
4 Katerina Carayannis		LCC	14:25.64
5 Ariel Dinto		PCHS	14:34.44
6 Rachel Dewling		BA	14:48.57
7 Miriam Sossin		ROYAL	14:51.54
8 Karinne Weinberg		JRHS	14:54.55

[\[Top of Page\]](#) [\[Event List\]](#)

Event 35 GIRLS 16-18 Juvenile 4x100m Relay

NAME	TEAM	TIME
1 Lindsay Place HS A	LPHS	58.78
2 Royal West Academy A	ROYAL	59.84
3 Villa Maria HS A	VILLA	1:02.07
4 Sacred Heart School A	SHSM	1:02.45
5 Beurling Academy A	BA	1:06.27
6 Pierrefonds Comp. HS A	PCHS	1:08.45

[\[Top of Page\]](#) [\[Event List\]](#)

Event 37 GIRLS 16-18 Juvenile High Jump

NAME	AGE	TEAM	MARK
1 Annalies Smith		ROYAL	1.46m
2 Layla Mijnsbergen		WWHS	1.35m
2 Gloria Anastasopoulos		ROYAL	1.35m
4 Meihiba Gannon Willis		TRAF	1.35m
5 Megan Hong		LPHS	1.25m
6 Jennifer Clarke		LAVAL	1.20m

[\[Top of Page\]](#) [\[Event List\]](#)

Event 38 GIRLS 16-18 Juvenile Long Jump

NAME	AGE	TEAM	MARK
1 Deondra Green		RIVHS	5.28m
2 Atiya Walker-Bruce		LCCHS	4.86m
3 Annalies Smith		ROYAL	4.30m
4 lilah Caprera		SHSM	4.30m
5 Jady Lemieux		HSBHS	4.11m
6 Mackenzie Nowak		LCCHS	4.10m
7 Catherine Rambally		LCC	3.87m
8 Daisy Smith		SHSM	3.82m
9 Meihiba Gannon Willis		TRAF	3.52m
10 Jada Brewster		HSBHS	3.35m

[\[Top of Page\]](#) [\[Event List\]](#)

Event 39 GIRLS 16-18 Juvenile Triple Jump

NAME	AGE	TEAM	MARK
1 Atiya Walker-Bruce		LCCHS	10.32m
2 Annalies Smith		ROYAL	9.62m
3 Jady Lemieux		HSBHS	9.17m
4 Daisy Smith		SHSM	9.09m
5 Ella Tetrault		ECS	9.00m
6 Jillian Loth		ROYAL	8.81m
7 Mackenzie Nowak		LCCHS	8.52m
8 Jennifer Clarke		LAVAL	8.44m

Event 40 GIRLS 16-18 Juvenile Shot Put

NAME	AGE	TEAM	MARK
1 Megan Hong		LPHS	8.02m
2 Emma Wright		ECS	7.35m
3 Jillian Loth		ROYAL	7.29m
4 Romy Shoam		ROYAL	7.12m
5 Meihiba Gannon Willis		TRAF	6.75m
6 Jady Lemieux		HSBHS	6.56m
7 Daisy Smith		SHSM	6.52m
8 Rebecca Hogan		HSBHS	6.48m
9 Ava Dwyer		ECS	5.80m
10 Sheila Zordok		PCHS	5.29m

Event 41 GIRLS 16-18 Juvenile Discus Throw

NAME	AGE	TEAM	MARK
1 Meihiba Gannon Willis		TRAF	22.38m
2 Emma Wright		ECS	21.71m
3 Emily Bressi		LMAC	19.47m
4 Ava Dwyer		ECS	18.40m
5 Gloria Anastasopoulos		ROYAL	16.94m
6 Daisy Smith		SHSM	15.23m
7 Shyra Madriaga-Harrison		VILLA	14.52m
8 Julia Cianci		SHSM	13.95m
9 Rachel Hadeff		STG	13.82m
10 Nicole Frankel		TRAF	12.24m
11 Sheila Zordok		PCHS	12.20m
12 Parabjot Kaur		PCHS	7.21m

Event 42 GIRLS 16-18 Juvenile Javelin Throw

NAME	AGE	TEAM	MARK
1 Jillian Loth		ROYAL	21.16m

2	Megan Hong	LPHS	20.31m
3	Julia Cianci	SHSM	17.10m
4	Madison Vincelli	LPHS	16.91m
5	Erika delucilla	SHSM	16.31m
6	Meihiba Gannon Willis	TRAF	16.09m
7	Rebecca Hogan	HSBHS	15.91m
8	Jadyn Lemieux	HSBHS	13.87m
9	Nicole Frankel	TRAF	13.11m
10	Rachel HadeF	STG	10.09m
11	Sheila Zordok	PCHS	8.43m
12	Parabjot Kaur	PCHS	7.30m

[\[Top of Page\]](#) [\[Event List\]](#)

Badminton Individual Championships Results 2018

Bantam Girls Singles

BG	School
1st Place	ECS S1
2nd Place	WIC S1
3rd Place	WIC S2

Bantam Girls Doubles

BG	School
1st Place	HSBHS D1
2nd Place	ECS D1
3rd Place	WIC D1

Bantam Boys Singles

BB	School
1st Place	STG S1
2nd Place	STG S2
3rd Place	STT S1
4th Place	STT S2

Bantam Boys Doubles

BB	School
1st Place	JRHS D2
2nd Place	STG D1
3rd Place	WIC D1
4th Place	VILLA D1

Midget Girls Singles

MG	School
1st Place	STUDY S1
2nd Place	ROYAL S1
3rd Place	SHSM S1

Midget Girls Doubles

MG	School
1st Place	MACD D1
2nd Place	STG D2
3rd Place	STUDY D1

Midget Boys Singles

MB	School
1st Place	RIVHS S1
2nd Place	MMA S2
3rd Place	STG S2
4th Place	STG S1

Midget Boys Doubles

MB	School
1st Place	MMA D1
2nd Place	MMA D2
3rd Place	WIC D1
4th Place	STG D1

Juvenile Girls Singles

JG	School
1st Place	STUDY S1
2nd Place	WHS S1
3rd Place	VILLA S1

Juvenile Girls Doubles

JG	School
1st Place	VILLA D1
2nd Place	SHSM D2
3rd Place	EMCS D1

Juvenile Boys Singles

JB	School
1st Place	ROYAL S1
2nd Place	WIC S1
3rd Place	WHS S1
4th Place	EMCS S1

Juvenile Boys Doubles

JB	School
1st Place	WIC D1
2nd Place	KELLS D2
3rd Place	STG D2
4th Place	ROYAL D1

Field Lacrosse Standings 2018

5/18/18 9:17 AM

School	Games	Win	Loss	Tie	Points
JB1A					
Beaconsfield HS	4	4	0	0	8
Howard S Billings HS	4	3	1	0	6
Kuper Academy	4	2	2	0	4
Kahnawake Survival School	4	1	3	0	2
Westwood High School	4	0	4	0	0
	10				

Field Lacrosse Playoffs 2017-2018

Red = Tentative

Black=Confirmed

Juvenile Boys Div 1 - 5 teams (all teams make playoffs)

2018-06-05 11:06

Play-In	Semi Finals	Finals	Champions
---------	-------------	--------	-----------

4th (Home) - KSS - 11

P1- May 22nd - 4:00pm
at 4th place

1st (home) - BHS - 12

P2- May 28th - 4:30pm
at Beaconsfield HS

5th - WWHS - 9

BHS - 6

KSS - 7

P4-Wednesday, May 30th - 4:15pm
at Beaconsfield HS

Howard S billings High School
Championship MVP: Kolton Marquis - HSBHS

3rd - KUPER - 4

P3- May 24th - 4:00pm
at Howard S Billings HS

HSBHS - 13

2nd (home) - HSBHS - 14

HALO RACES HS 1 -HS 4, HS7-HS 10, HS 12 &13

RACE HS 1 BANTAM GIRLS

PLACE	NAME	SCHOOL	TIME
1	SARAH G.	TRAFALGAR	7.35
2	ALEXA P.	WEST ISLAND COLLEGE	7.43
3	GRACE S.	WEST ISLAND COLLEGE	7.44
4	VICTORIA E.	VILLA MARIA	8.15
5	OLIVIA S.	VILLA MARIA	8.35
6	REESE W.	SACRED HEART	8.41
7	CIARA M.	SACRED HEART	8.48
8	VICTORIA P.	MACDONALD	9.08
9	DEANNA F.	WEST ISLAND COLLEGE	9.10
10	EMMA A.	TRAFALGAR	9.14
11	JULIA P.	VILLA MARIA	9.15
12	EMMA E.	HERZLIAH	9.15.90
13	MARA M.	SACRED HEART	9.16
14	KENDALL K.	TRAFALGAR	9.26
15	MAYA N.	WEST ISLAND COLLEGE	9.36
16	JASMINE T.	VILLA MARIA	9.44
17	RHEA D-B.	TRAFALGAR	10.03
18	YUVAL L.	HERZLIAH	10.05
19	OLIVIA W.	TRAFALGAR	10.09
20	JURA K.	SACRED HEART	10.11
21	LAURA A-P.	WEST ISLAND COLLEGE	10.22
22	VANESSA B.	MACDONALD	10.22.91
23	LIAT J.	HERZLIAH	10.26
24	JULLIAN B-A.	TRAFALGAR	10.28
25	ARIELLA P.	TRAFALGAR	10.34
26	MILISSA G.	WEST ISLAND COLLEGE	10.39
27	LIORA Z.	HERZLIAH	10.46
28	MORIAH D.	HERZLIAH	10.54
29	ALLISON V L.	WEST ISLAND COLLEGE	11.05
30			11.26
31	NORA C.	SACRED HEART	11.39
32	NATASHA M.	WEST ISLAND COLLEGE	11.51
33	EVA M.	WEST ISLAND COLLEGE	11.58
34	RATHISHA I.	SACRED HEART	12.01
35			12.03
36	ELIZABETH P.	WEST ISLAND COLLEGE	12.13
37	CHARLOTTE D.	TRAFALGAR	12.16

38	SIMONA C.	TRAFALGAR	12.25
39	JULIA D M	WEST ISLAND COLLEGE	12.26
40	MEGHA L.	WEST ISLAND COLLEGE	12.40
41			12.48
42	BERNICE D.	TRAFALGAR	12.49
43	BREANNA M.	TRAFALGAR	13.43
44	VICTORIA A.	WEST ISLAND COLLEGE	13.43.80
45	CHLOE G.	WEST ISLAND COLLEGE	13.50
46			14.11
47	GABRIELLE A.	WEST ISLAND COLLEGE	1419.00
48	ELISABETH H.	WEST ISLAND COLLEGE	14.58
49	NOA K.	WEST ISLAND COLLEGE	15.43
50			15.44
51			15.46
52			15.47
53			15.49
54			16.27
55	NATASHA A.	WEST ISLAND COLLEGE	16.28
56	KELLY M.	WEST ISLAND COLLEGE	16.32

RACE HS 2 BANTAM BOYS

PLACE	NAME	SCHOOL	TIME
1	JAMES S.	SELWYN HOUSE	6.54
2	HUGO C.	SELWYN HOUSE	6.59
3	SACHINIAR T.	VILLA MARIA	7.03
4	MATHEW S.	SELWYN HOUSE	7.06
5	MAXWELL G.	VILLA MARIA	7.09
6	OLIVER D.	SELWYN HOUSE	7.16
7	BAPTISTE V.	VILLA MARIA	7.17
8	GABRIELE D.	VINCENT MASSEY	7.21
9	ADAM S-G.	ST. GEORGES	7.27
10	LUCA M.	MACDONALD	7.31
11	RILEY	SELWYN HOUSE	7.32
12	RON R.	VILLA MARIA	7.34
13	MATHEW P.	VINCENT MASSEY	7.35
14	A. SAVARU	SELWYN HOUSE	7.43
15	WILLIAM C.	VINCENT MASSEY	7.43.87
16	LEV WEXLER	HERZLIAH	7.44
17	NICHOLAS P.	WEST ISLAND COLLEGE	7.46
18			7.49
19	SIMON L-S.	ST. GEORGES	7.51
20	OLIVER L.	SELWYN HOUSE	8.11

21	FELIX Y.	WEST ISLAND COLLEGE	8.11.68
22			9.10
23	MATT S.	ST. GEORGES	9.50
24	LOUIS B.	WEST ISLAND COLLEGE	9.51
25	DANIEL G.	WEST ISLAND COLLEGE	9.59
26	ISAHAK B.	WEST ISLAND COLLEGE	10.02
27	ALEXANDER P.	WEST ISLAND COLLEGE	10.09
28	WILLIAM D.	WEST ISLAND COLLEGE	10.14
29	JAKOB A.	WEST ISLAND COLLEGE	10.15
30			10.19
31	EVAN E.	WEST ISLAND COLLEGE	10.22
32	MATTHEW F.	WEST ISLAND COLLEGE	10.55
33	NOLAN M.	WEST ISLAND COLLEGE	11.25
34	JUSTIN D T D.	WEST ISLAND COLLEGE	11.26
35	HARJOT S M.	WEST ISLAND COLLEGE	12.10
36	EVAN A C.	WEST ISLAND COLLEGE	12.11
37	DANTE D S.	WEST ISLAND COLLEGE	12.35
38			12.36
39	EVAN Z.	WEST ISLAND COLLEGE	12.40
40	LOUIS C.	WEST ISLAND COLLEGE	12.45
41			12.56
42	DANIEL H.	WEST ISLAND COLLEGE	12.58
43			13.06
44	SIDDARTH B.	WEST ISLAND COLLEGE	13.10

RACE HS 3 BANTAM GIRLS

PLACE	NAME	SCHOOL	TIME
1	BEATRICE I.	THE STUDY	7.24
2	CHELSEA M.	ROYAL WEST	7.37
3	JULIA C.	WEST ISLAND COLLEGE	7.42
4	DARIA A.	MISS EDGAR'S & MISS CRAMP'S	7.54
5	ELLIE D.	ST GEORGE'S	7.55
6	LILI G.	ROYAL WEST	8.00
7	KAYLA S.	MISS EDGAR'S & MISS CRAMP'S	8.09
8	ERIKA T.	VILLA MARIA	8.16
9	NOEE S.	ST GEORGE'S	8.17
10	GEORGIA S.	VILLA MARIA	8.18
11	ALICIA Y.	THE STUDY	8.18.92
12	SANGEETA V.	MISS EDGAR'S & MISS CRAMP'S	8.26
13	SAMANTHA A.	MISS EDGAR'S & MISS CRAMP'S	8.28
14	RUSSIA M.	ROYAL WEST	8.29
15	CAROLINE W.	WEST ISLAND COLLEGE	8.30

16	MELANIE A.	ROYAL WEST	8.31
17	EMMA H.	ROYAL WEST	8.32
18	PAULINA B.	ROYAL WEST	8.33
19	JACQUELINE H B.	THE STUDY	8.49
20	JULIA G.	WEST ISLAND COLLEGE	8.50
21	ZOE F.	VILLA MARIA	8.54
22	GABRIELLE N.	WEST ISLAND COLLEGE	9.12
23	EMMA RISTIC	WEST ISLAND COLLEGE	9.16
24	BROOKLYN E M	WEST ISLAND COLLEGE	9.29
25	ALEXIA D.	VILLA MARIA	9.29.75
26	SARA M.	VILLA MARIA	9.39
27	JANE B-A.	ROYAL WEST	9.44
28	MEGHAN D.	VILLA MARIA	9.47
29	ELISABETH H.	ROYAL WEST	9.58
30	ALEXA P.	ROYAL WEST	9.59
31	CHARLOTTE F.	ROYAL WEST	10.01
32	STELLA N.	ROYAL WEST	10.03
33	SYDNEY C.	ST GEORGE'S	10.05
34	MICHELLE Z.	WEST ISLAND COLLEGE	10.05.92
35	KATARYNE M.	MISS EDGAR'S & MISS CRAMP'S	10.10
36	THEO L.	WEST ISLAND COLLEGE	10.27
37	SIERRA D.	WEST ISLAND COLLEGE	10.37
38	LUCY Y.	MISS EDGAR'S & MISS CRAMP'S	10.38
39	KAYA D.	VILLA MARIA	10.15
40	CAMELIA L.	WEST ISLAND COLLEGE	10.49
41	CASSIDY E.	WEST ISLAND COLLEGE	11.24
42	CLARA F.	ROYAL WEST	12.37
43	MIA M.	VILLA MARIA	13.05
44	SEOYEON L.	MISS EDGAR'S & MISS CRAMP'S	14.09
45	SAMANTHA B.	WEST ISLAND COLLEGE	14.11
46	ASMA B.	MISS EDGAR'S & MISS CRAMP'S	14.12
47	RACHEL S.	VILLA MARIA	14.44
48	RACHEL V,	VILLA MARIA	14.45
49	SOFIA	VILLA MARIA	14.52
50	YASMINE A.	ROYAL WEST	14.56
51	CHRISTINA	VILLA MARIA	14.58
52	EMMA D C.	WEST ISLAND COLLEGE	15.03
53	HANNAH S.	ST GEORGE'S	15.06
54	EMMA B.	ST GEORGE'S	15.07
55	SIERRA L.	WEST ISLAND COLLEGE	15.10
56	MARIA N.	MARYMOUNT	15.26
57	JULIA B C.	WEST ISLAND COLLEGE	15.28

58	ALISHA F.	WEST ISLAND COLLEGE	15.36
59	XI HAN Y.	WEST ISLAND COLLEGE	15.58
60	YA YU	WEST ISLAND COLLEGE	16.03
61	FUMENG S.	WEST ISLAND COLLEGE	16.25
62	MANMEET K S.	WEST ISLAND COLLEGE	16.27
63	TATIANA N.	WEST ISLAND COLLEGE	16.54

RACE HS 4 BANTAM BOYS

PLACE	NAME	SCHOOL	TIME
1	CHARLES P.	LOYOLA	6.29
2	JACK GARXENAJ	ROYAL WEST	6.37
3	GEORGE A.	SELWYN HOUSE	6.40
4	DYLAN M.	LOYOLA	6.52
5	RAFFAELE N.	ROYAL WEST	6.54
6	DEAN F.	SELWYN HOUSE	7.00
7	ADRIEN C.	ROYAL WEST	7.04
8	JACOB C.	ROYAL WEST	7.08
9	EYAL C.	ROYAL WEST	7.10
10	G. CHARBONNEAU	SELWYN HOUSE	7.14
11	MARTIN S.	KAHNAWAKE SURVIVAL	7.14.71
12	DENZEL H.	SUMMIT	7.16
13	ALESSANDRO P.	LOYOLA	17.17
14	NATHAN M.	SUMMIT	7.34
15	ALEJANDRO T.	LOYOLA	7.35
16	BILLY K.	WEST ISLAND COLLEGE	7.36
17	NOAH R.	WEST ISLAND COLLEGE	7.38
18	JAYDEN D.	RPYAL VALE	7.39
19	OWEN F.	SELWYN HOUSE	7.41
20	ROBERT W.	MARYMOUNT	7.44
21	TRENT D-C.	ROYAL WEST	7.47
22	RONWAHRHARATIES M.	KAHNAWAKE SURVIVAL	7.48
23	ADRIANO T.	ROYAL VALE	7.50
24	AIDAN R.	SELWYN HOUSE	7.51
25	MATTHEW K.	WEST ISLAND COLLEGE	7.52
26	YIANNI V.	WEST ISLAND COLLEGE	7.57
27	PATRICK F.	LOYOLA	8.05
28	TY R.	LOYOLA	8.09
29	JAMES H.	ROYAL VALE	8.11
30	NOAH F.	WEST ISLAND COLLEGE	8.13
31	WILLIAM A.	WEST ISLAND COLLEGE	8.15
32	FELIX K.	ROYAL WEST	8.17
33	GUSTAV	SELWYN HOUSE	8.23

34	ISAAC T B.	ROYAL WEST	8.36
35	JAEDEN	SELWYN HOUSE	8.49
36	ADAM P.	ROYAL VALE	8.57
37	THOMAS C.	ROYAL WEST	9.00
38	NOAH D.	WEST ISLAND COLLEGE	9.33
39	JAKE S.	WEST ISLAND COLLEGE	9.42
40	DANIEL C.	ROYAL WEST	9.46
41	LOGAN K.	SUMMIT	10.13
42	JAMES L.	WEST ISLAND COLLEGE	10.41
43	CONNOR M.	RIVERDALE	10.55
44	DIMITRIOS R.	ROYAL WEST	11.24
45	GAREN K.	WEST ISLAND COLLEGE	11.45
46	DYLAN S.	WEST ISLAND COLLEGE	11.45.97
47	VICTOR B.	WEST ISLAND COLLEGE	12.31
48	STEFAN M.	WEST ISLAND COLLEGE	12.35
49	ALEXANDRE M.	WEST ISLAND COLLEGE	12.45
50	SAMUEL M.	WEST ISLAND COLLEGE	12.54
51	DAVID I.	WEST ISLAND COLLEGE	12.56
52	DAVID A. G W.	WEST ISLAND COLLEGE	13.02
53	DANIEL L.	WEST ISLAND COLLEGE	13.05
54	BRADLEY F.	WEST ISLAND COLLEGE	13.09
55	MICHAEL S.	WEST ISLAND COLLEGE	13.10
56	JORDAN C.	WEST ISLAND COLLEGE	13.15
57	AIDAN L.	WEST ISLAND COLLEGE	13.26
58	CORY A.	WEST ISLAND COLLEGE	13.54

RACE HS 7 MIDGET GIRLS

PLACE	NAME	SCHOOL	TIME
1	JULIETTE B.	ST GEORGE'S	19.04
2	JULIA L.	HERZLIAH	19.22
3	MACKENZIE L.	WEST ISLAND COLLEGE	20.53
4	LAURA P.	WEST ISLAND COLLEGE	21.58
5	SHERRY ILYAEV	HERZLIAH	22.05
6	SAMANTHA W-G.	WEST ISLAND COLLEGE	22.06
7	ERIKA J.	ST GEORGE'S	22.25
8	CATHERINE T.	TRAFALGAR	22.37
9	JENNA C.	WEST ISLAND COLLEGE	23.19
10	JULIANA B.	VILLA MARIA	23.34
11	SYDNEY A.	VILLA MARIA	23.59
12	KYLIE K.	VILLA MARIA	24.20
13	CLAIRE G.	WEST ISLAND COLLEGE	24.24
14	ALISON M.	WEST ISLAND COLLEGE	26.31

15	CHARLY P.	TRAFALGAR	27.38
16	MONTANA O.	TRAFALGAR	28.43
17			30.04
18	ELLA M-W.	TRAFALGAR	30.05
19	OLIVIA R.	TRAFALGAR	30.26
20	KRISTEN O.	TRAFALGAR	30.30
21	LOLA R de la O.	TRAFALGAR	30.45
22	AMELIE B.	ST GEORGE'S	30.45.98
23	KATHERINE E.	VILLA MARIA	30.59
24	SARAH A.	VILLA MARIA	31.08
25	HEIDI G.	TRAFALGAR	31.50

RACE HS 8 MIDGET BOYS

PLACE	NAME	SCHOOL	TIME
1	DANIEL R.	MACDONALD	14.46
2	JAMES G.	WEST ISLAND COLLEGE	15.52
3	JUSTIN D.	SUMMIT	16.34
4			17.13
5			17.15
6	SIMON R.	ROYAL WEST	17.16
7	SAM A.	ROYAL WEST	17.25
8	JEREMY F.	ROYAL WEST	17.27
9	ZACHARY R.	MACDONALD	17.34
10	GORDO NG	ROYAL WEST	17.55
11	JACOB G.	WEST ISLAND COLLEGE	18.01
12	NICHOLAS N.	ROYAL WEST	18.44
13			18.57
14	ERIK O.	ST GEORGE'S	19.07
15	GABRIEL M.	SUMMIT	19.09
16	JI ONE B.	ROYAL WEST	19.47
17	LIAM M.	WEST ISLAND COLLEGE	19.51
18	JACK V.	WEST ISLAND COLLEGE	20.03
19	ONDER D.	SUMMIT	20.20
20	ARIEL B.	HERZLIAH	20.20.96
21	MICHAEL A.	HERZLIAH	20.26
22			21.04
23			21.37
24			21.48
25			21.51
26	TREVOR K.	ROYAL WEST	22.07
27	ZACHARY K.	SUMMIT	22.15

28	HUNTER T C.	SUMMIT	23.38
29	MALONE M.	WEST ISLAND COLLEGE	25.31
30	THOMAS H.	SUMMIT	25.42
31	VINCENT M L.	SUMMIT	25.50
32	MASSIMO E.	SUMMIT	25.52
33	NIKOLAS P.	SUMMIT	25.58
34	VLADIMIR Z.	SUMMIT	26.03

RACE HS 9 MIDGET GIRLS

PLACE	NAME	SCHOOL	TIME
1	SARA H.	VILLA MARIA	
2	VALERSON S.	RIVERDALE	
3	ELLA I.	THE STUDY	
4	ELENA A.	SACRED HEART	
5	ANNA G.	SACRED HEART	
6	JENNIFER M.	SACRED HEART	
7	CASSANDRA B.	SACRED HEART	
8	MICKAELA D.	VILLA MARIA	
9	OLIVIA B.	VILLA MARIA	
10	LYSE- ANN C.	VILLA MARIA	
11	LIANA C.	SACRED HEART	
12	ELENI T.	VINCENT MASSEY	
13	YUTONG W.	VINCENT MASSEY	
14	AMELIA I.	RIVERDALE	
15	SARA G.	RIVERDALE	
16	TALIA M.	VINCENT MASSEY	
17	LEAH L.	ALTERNATIVE UNITED	
18	EMMA F.	VILLA MARIA	
19	MAYA F.	VILLA MARIA	
20	ALESSIA I.	SUMMIT	

RACE HS 10 MIDGET BOYS

PLACE	NAME	SCHOOL	TIME
1	SIMON T.	SELWYN HOUSE	16.50
2	THOMAS D.	SELWYN HOUSE	17.14
3	KEVIN E.	MARYMOUNT	17.26
4	EVAN D.	ROYAL VALE	17.36
5	SAMUEL G.	MARYMOUNT	17.41
6	JOSHUA C.	SELWYN HOUSE	18.31
7	PIETRO A.	ROYAL VALE	18.42
8			19.30

9	JACOB D.	SELWYN HOUSE	20.00
10	NICOLAS K.	SELWYN HOUSE	20.10
11	ZUBYAR O.	ROYAL VALE	20.28
12	TREVOR V W.	ROYAL VALE	21.57
13	JACK	SELWYN HOUSE	22.06
14	KAYLAN B.	SELWYN HOUSE	22.08
15	THOMAS M.	SELWYN HOUSE	22.08.59
16	ALEX L.	SELWYN HOUSE	22.28
17	JASON H.	RIVERDALE	23.18
18	JUSTIN B.	RIVERDALE	24.03
19	ABDULLUH A.	MARYMOUNT	24.10
20			25.22
21	SIVAGANESH P.	MARYMOUNT	25.36

RACE HS 12 JUVENILE GIRLS

PLACE	NAME	SCHOOL	TIME
1	SARA A.	SACRED HEART	23.19
2	SOPHIE C.	ROYAL WEST	23.47
3	GLORIA A.	ROYAL WEST	24.30
4			24.34
5	SASCHA A.	SACRED HEART	24.45
6	LILAH C.	SACRED HEART	24.49
7	ELOISE V.	THE STUDY	26.55
8	MIRIAM S.	ROYAL WEST	27.27
9	REBECCA D.	TRAFALGAR	28.54
10	JULIA C.	SACRED HEART	31.13
11			31.19
12	NICOLE F.	TRAFALGAR	31.49
13	LOUISA	VILLA MARIA	32.27
14	MARIAH C.	ROYAL VALE	32.46
15	ESME A.	ROYAL VALE	32.52
16	MEGAN P.	VILLA MARIA	32.52.85
17	CHLOE D.	ROYAL VALE	33.32
18	BIANCA	VILLA MARIA	33.42
19	JENNA G.	VILLA MARIA	33.52
20	FRANCE W-H.	TRAFALGAR	35.23
21	ALISHIA M. F.	VILLA MARIA	35.36
22	MAIA K.	ROYAL VALE	35.45
23	SOPHIA M.	VILLA MARIA	35.50
24	ALYSSA E.	VILLA MARIA	35.54

RACE HS 13 JUVENILE BOYS

PLACE	NAME	SCHOOL	TIME
1	JONAH S.	LOYOLA	18.05
2	ERIKSON M.	ROYAL WEST	19.29
3	JOHN -NATHANIEL G.	ST GEORGE'S	19.32
4			19.50
5	EFFE B.	RIVERDALE	20.09
6	MICHAEL A.	ROYAL WEST	20.27
7	ROBIN M.	ROYAL WEST	20.54
8			21.08
9	QUIN L.	WEST ISLAND COLLEGE	21.10
10	DANTE P.	SUMMIT	21.45
11	CHARLES C.	SELWYN HOUSE	21.45.60
12	ROLLO C.	SELWYN HOUSE	21.59
13	LUKE A.	SELWYN HOUSE	22.39
14	JEREMIAH G.	RIVERDALE	22.39.78
15	ALAN J.	ST GEORGE'S	23.02
16			23.05
17	JUSTIN G.		23.27
18	MATT E.	RIVERDALE	24.01
19	KOUROSCH A.	ROYAL WEST	24.30
20			24.35
21	CHRISTIAN W.	ROYAL VALE	25.00
22			25.01
23	ABILASH G.	RIVERDALE	25.09
24	ANTHONY F.	ROYAL WEST	25.55
25	JULIAN S.	ROYAL WEST	26.25
26			26.28
27			26.40
28	YUAN D.	ROYAL WEST	26.55
29	SAM G.	WEST ISLAND COLLEGE	27.41
30	YASH P.	ROYAL VALE	27.52
31	ADAM S.	ROYAL VALE	28.18
32	ANTHONY S.	ROYAL VALE	29.15
33			35.36
34			35.47
35			35.58
36			36.02
37			36.07
38	PIERRE A C.	SUMMIT	36.10

Rugby Playoffs 2017-2018

Playoffs will run May 28th - June 1st.

Ties in Standings

Because the season is very short, there is no time to play a tiebreaker game. The following shall therefore apply in all spring sports:

- a) The higher place will go to the team which defeated the other in the game(s) between the tied teams.
- b) The win/loss record of the teams involved in the tie shall be calculated. The higher place will go to the team with the better win/loss record.
- c) Point differential in the games between the tied teams.
- d) Total points against in the games between the tied teams.
- e) Total points against over the entire season.
- f) The team which wins a coin toss shall advance.

A forfeit cannot be used to break a tie and eliminate a team from the playoffs.

Juvenile Boys Div 1 - 4 teams (top 2 make playoffs)

2018-06-04 13:54

Final	Champions
-------	-----------

1st - Loyola HS - 48

P14 - Thursday, May 31st - 6:00pm
at Ed Meagher Field

Loyola High School

Championship MVP: Conor Droz - LOY

2nd - St Thomas HS - 10

Juvenile Boys Division 3 - 10 teams (top 2 teams from each section)

Semi Final	Final	Champions
------------	-------	-----------

Playoff Rule 1 - first and second from the same section cannot meet until the finals

1A - Westwood HS - 31

P1 - Monday, May 28 - 3:45pm
at Westwood JR Campus

Westwood HS - 5

2B - Royal West HS - 19

P11 - Wednesday, May 30th - 4:15pm
at Westwood JR Campus

College Jean-de-Brebeuf

Championship MVP: Yanis Kanoun - CJB

2A - College Ste-Anne - 17

P2 - Monday, May 28th - 5:00pm
at College Jean-de-Brebeuf

College Jean-de-Brebeuf - 12

1B - College Jean-de-Brebeuf - 21

Juvenile Boys 10s - 4 teams (top 3 make playoffs)

Semi Final	Final	Champions
------------	-------	-----------

MSGR cannot play May 29th or 30th (school trip) or June 1st (athletic awards)

1st (home) - ES Cure Mercure - 24

--

3rd - ES Monseigneur Richard - 7

P16 - Friday, June 1st- 5:00pm
at Terrain Multisport (Mont-Tremblant)

Ecole Secondaire Cure Mercure
Championship MVP: Jeff Charbonneau - ESCM

P8 - Monday, May 28th - 4:45pm
at ES Cavalier-De-Lasalle

ES Cavalier de Lasalle - 21

2nd (home) - ES Cavalier de Lasalle - 31

Juvenile Girls Division 1 - 4 teams (top 2 make playoffs)

Final Champions

1st (home) - Howard S. Billings HS - 48

P7 - Tuesday, May 29th- 4:15pm
at Howard S. Billings HS

Howard S Billings HS
Championship MVP: Nikita Murray - HSBHS

2nd - Westwood HS - 19

Juvenile Girls Division 3 - 5 teams (top 2 make playoffs)

Final Champions

MACD cannot play May 30th (Playoff conflict) If MACD advances to the final they will host

1st (home) - ES Cure Mercure - 17

P10 - Wednesday, May 30th - 5:00pm
at Terrain Multisport (Mont-Tremblant)

ES Cure Mercure
Championship MVP: Ann-Sophie Fortier - ESCM

2nd - Laurentian Regional HS - 12

Juvenile Girls10s - 7 teams (top 4 make playoffs)

Semi Final Final Champions

GVAN cannot play May 30th (Awards) if they advance the finals will be Friday, June 1st

MSGR cannot play May 29th or 30th (school trip) or June 1st (athletic awards)

1st (home) - Miss Edgar's and Miss Cramps - 69

P3 - Monday, May 28th - 4:15pm
at Ed Meagher

Miss Edgar's and Miss Cramp's - 38

4th - Royal West Academy - 7

P9 Friday, June 1st - 4:15pm
at Concordia University

Miss Edgar's and Miss Cramp's School
Championship MVP: Mara De Carolis - ECS

2nd (home) - ES George Vanier - 58

P4 - Monday, May 28th - 4:00pm
at Parc Villeray

ES George Vanier - 17

3rd - ES Monseigneur Richard - 12

Midget Boys 1 - 4 teams (top 2 make playoffs)

Final

Champions

1st - ST - Thomas HS - 38

P13 - Thursday, May 31st - 4:30pm
at Ed Meagher Field

ST Thomas High School

Championship MVP: George Mandelos - STT

2nd - Loyola HS - 12

Midget Boys 10s - 6 teams (top 3 make playoffs)

Semi Final

Final

Champions

1st - Royal West Academy - 22

3rd - Loyola HS - 61

P15 - Thursday, May 31st - 4:00pm
at Concordia University Field

Loyola High School

Championship MVP: Phil Hacala - LOY

P5 - Tuesday, May 29th - 4:00pm
at Ed Meagher Field

Loyola HS - 26

2nd (home) - Selwyn House - 45

Bantam Boys Division 1 - 6 teams (top 4 make playoffs)

Semi Final

Final

Champions

1st - Royal West Academy - 40

3rd - Westwood HS - 21

P12 - Thursday, May 31st - 3:00pm
at Ed Meagher Field

Royal West Academy

Championship MVP: Kaelen Fernandes - ROYAL

P6 - Tuesday, May 29th - 4:00pm
at Forbes Field

Selwyn House - 10

2nd (home) Selwyn House - 54

G.M.A.A. Rugby Standings 2018

25/05/2018 20:22						
	School	Games	Win	Loss	Tie	Points
Juvenile Boys 1A						
6	Loyola High School - LOY	6	6	0	0	12
	St. Thomas High School - STT	6	3	3	0	6
	Chateauguay Valley Regional High School - CVR	6	2	4	0	4
	Selwyn House School - SELW	6	1	5	0	2
Juvenile Boys 3A						
4	Westwood High School - WWHS	4	4	0	0	8
	College Ste Anne de Lachine - CSA	4	3	1	0	6
	Laurentian Regional High School - LRHS	4	1	3	0	2
	Beaconsfield High School - BHS	4	1	3	0	2
	MacDonald HS - MACD	4	1	3	0	2
Juvenile Boys 3B						
4	College Jean de Brebeuf - CJB	4	4	0	0	8
	Royal West Academy - ROYAL	4	3	1	0	6
	Ecole Secondaire Georges Vanier - GVAN	4	2	2	0	4
	Loyola High School - LOY	4	1	3	0	2
	Heritage Regional High School - HRHS	4	0	4	0	0
Juvenile Boys 10s						
4	ES Cure Mercure - ESCM	4	3	1	0	6
	ES Cavalier de Lasalle - CDL	4	2	2	0	4
	Ecole Monseigneur Richard - MSGR	4	1	3	0	2
	LaurenHill Academy - LAURN	0	0	0	0	0
Juvenile Girls 1A						
6	Howard S. Billings High School - HSBHS	6	5	1	0	10
	Westwood High School - WWHS	6	4	2	0	8
	Chateauguay Valley Regional High School - CVR	6	3	3	0	6
	St. Thomas High School - STT	6	0	6	0	0
Juvenile Girls 3A						
4	Ecole Secondaire Cure Mercure - ESCM	4	4	0	0	8
	Laurentian Regional High School - LRHS	4	3	1	0	6
	MacDonald HS - MACD	4	2	2	0	4
	Chateauguay Valley Regional High School - CVR	4	1	3	0	2
	Heritage Regional High School - HRHS	4	0	4	0	0
Juvenile Girls 10s						
5	Miss Edgar's and Miss Cramps' - ECS	5	5	0	0	10
	Ecole Secondaire George Vanier - GVAN	5	4	1	0	8
	Ecole Monseigneur Richard - MSGR	5	3	2	0	6
	Royal West Academy - ROYAL	5	2	3	0	4
	ES de la Cite des Jeunes - CDJ	5	1	4	0	2
	Beaconsfield High School - BHS	5	0	5	0	0
	LaurenHill Academy - LAURN	0	0	0	0	0
Midget Boys 1A						
6	St. Thomas High School - STT	6	6	0	0	12
	Loyola High School - LOY	6	3	3	0	6
	Chateauguay Valley Regional High School - CVR	6	3	3	0	6
	Westwood High School - WWHS	6	0	6	0	0
Midget Boys 10s						
5	Royal West Academy - ROYAL	5	5	0	0	10
	Selwyn House School - SELW	5	4	1	0	8

	Loyola High School - LOY	5	3	2	0	6
	West Island College - WIC	5	2	3	0	4
	Ecole Secondaire Georges Vanier - GVAN	5	1	4	0	2
	College Jean de Brebeuf - CJB	5	0	5	0	0
Bantam Boys 1A						
4	Royal West Academy - ROYAL	4	3	0	1	7
	Selwyn House School - SELW	4	3	0	1	7
	Westwood High School - WWHS	4	2	2	0	4
	Loyola High School - LOY	4	1	3	0	2
	Lindsay Place HS - LPHS	4	0	4	0	0

Badminton Team Championships Results 2018

Bantam Girls

BG	School
1st Place	ECS
2nd Place	WIC
3rd Place	ROYAL
4th Place	HSBHS

Bantam Boys

BB	School
1st Place	STG
2nd Place	WIC
3rd Place	ROYAL
4th Place	JRHS

Midget Girls

MG	School
1st Place	MACD
2nd Place	ECS
3rd Place	JRHS
4th Place	MMA

Midget Boys

MB	School
1st Place	MMA
2nd Place	STG
3rd Place	WIC
4th Place	JRHS

Juvenile Girls

JG	School
1st Place	VILLA
2nd Place	EMCS
3rd Place	SHSM
4th Place	RHS

Juvenile Boys

JB	School
1st Place	RVALE
2nd Place	WIC
3rd Place	ROYAL
4th Place	MMA

GMAA Girls Tennis Results 2018

Teams:

Bantam	Gold	Miss Edgars and Cramps School - 15.5 points
	Silver	The Study - 11 points
Midget	Gold	Miss Edgars and Cramps School - 13 points
	Silver	Sacred Heart School of Montreal - 8.5 points
Juvenile	Gold	Lower Canada College - 16 points
	Silver	Sacred Heart School of Montreal - 9 points

Doubles

Bantam	Gold	Sonia Grach / Sienna Perez - ECS
	Silver	Juliana Ottoni / Daria Adamakakis - ECS
	Bronze	Marielle Bucheit / Shatlene Chen - STUDY
Midget	Gold	Luna Christensen / Gigi Gelgor - ECS
	Silver	Karina Borsellino / Sophia Chehade - ECS
	Bronze	Sarah Elkos / Sarah Shalhoub - SHSM
Juvenile	Gold	Alexa Bichar / Amel Melanson - STUDY
	Silver	Alexa Shamie / Stefania Di Battista - LCC
	Bronze	Melina Atsaidis / Marialuisa Shamie - LCC

Singles

Bantam	Gold	Lucy Han - ECS
	Silver	Adriana Sifakis - VILLA
	Bronze	Siena Webster - STG
Midget	Gold	Catharina Schoch - SHSM
	Silver	Heidi Sinyor - LCC
	Bronze	Maya Nadler - VILLA
Juvenile	Gold	Elodie Petrecca - STUDY
	Silver	Sheri Subawalla - LCC
	Bronze	Isabelle Schoch - SHSM

GMAA Boys Tennis Results 2018

Teams:

--

Bantam	Gold	Selwyn House - 16 points
	Silver	Lower Canada College "A" - 9 points
Midget	Gold	Lower Canada College "A" - 13.5 points
	Silver	Loyola - 8 points
Juvenile	Gold	Loyola - 11.5 points
	Silver	John Rennie High School - 11 points

Doubles

Bantam	Gold	Henry Potter / Andrew Douek - LCC
	Silver	Jamie Wiseman / James Rosenbloom - SELW
	Bronze	Thomas Plamondon / Josh Samuels - SELW
Midget	Gold	George Potter / Eli Cyntrynbaum - LCC
	Silver	Jonah Greenspoon / Andrew Diamond - LCC
	Bronze	Luca Maislin Perzow / Justin Lewin - LCC
Juvenile	Gold	Michael Raymond / Joshua Nadler - SELW
	Silver	Eva Fanous-Flores / Jonah Bergeron - JRHS
	Bronze	Henry Molson / Jackson Cook - LOY

Singles

Bantam	Gold	Alec Turcotte - SELW
	Silver	Mackenzie Blaise - SELW
	Bronze	Luc Drymmer - LCC
Midget	Gold	Harry Wiltzer - LCC
	Silver	Jonathan Jagermann - BIAL
	Bronze	Matthew Anzarouth - LCC
Juvenile	Gold	Thomas Vicaneck-Santiguada - JRHS
	Silver	Tommy Fuentes - LCC
	Bronze	Andrew Petrecca-Berthelet - SELW