

GMAA Boys Badminton Individual Champions

Bantam Boys Singles:
Gold-Srinivasm, ECMS
Silver-Reyes, ECMS
Bronze-Kamaldeen LAURN

Midget Boys Singles:
Gold-Cardazzi, LPHS
Silver- Pierotti, JRHS
Bronze- Maherdour, FACE

Juvenile Boys Singles:
Gold-Frenette, LPHS
Silver-Kantawala, LPHS
Bronze-Chu, PCHS

Bantam Boys Doubles:
Gold-Savageau/Ho, EMCS
Silver-Korne/Baral, ROYAL
Bronze-Vroom/Tracy, ECMS

Midget Boys Doubles:
Gold-Levis/Friessen, JRHS
Silver-Tathgur/Lisauve, JRHS
Bronze-Meier/Lamontagne, FACE

Juvenile Boys Doubles:
Gold-Quinn/Wafa, LAURN
Silver-Baird/Leavitt, STT
Bronze-Vaillancourt/Tarakjian, JRHS

GMAA Boys Badminton Team Champions

Bantam Boys

- 1st - EMCS
- 2nd - Royal West Academy
- 3rd - LaurenHill Academy
- 4th - PCHS

Midget Boys

- 1st - John Rennie High School
- 2nd - FACE
- 3rd - LaurenHill Academy
- 4th - Westmount HS

Juvenile Boys

- 1st - St Thomas High School
- 2nd - PCHS
- 3rd - LaurenHill Academy
- 4th - EMCS

Proud Sponsors of G.M.A.A. Badminton

G.M.A.A. Final Badminton Standings 2009

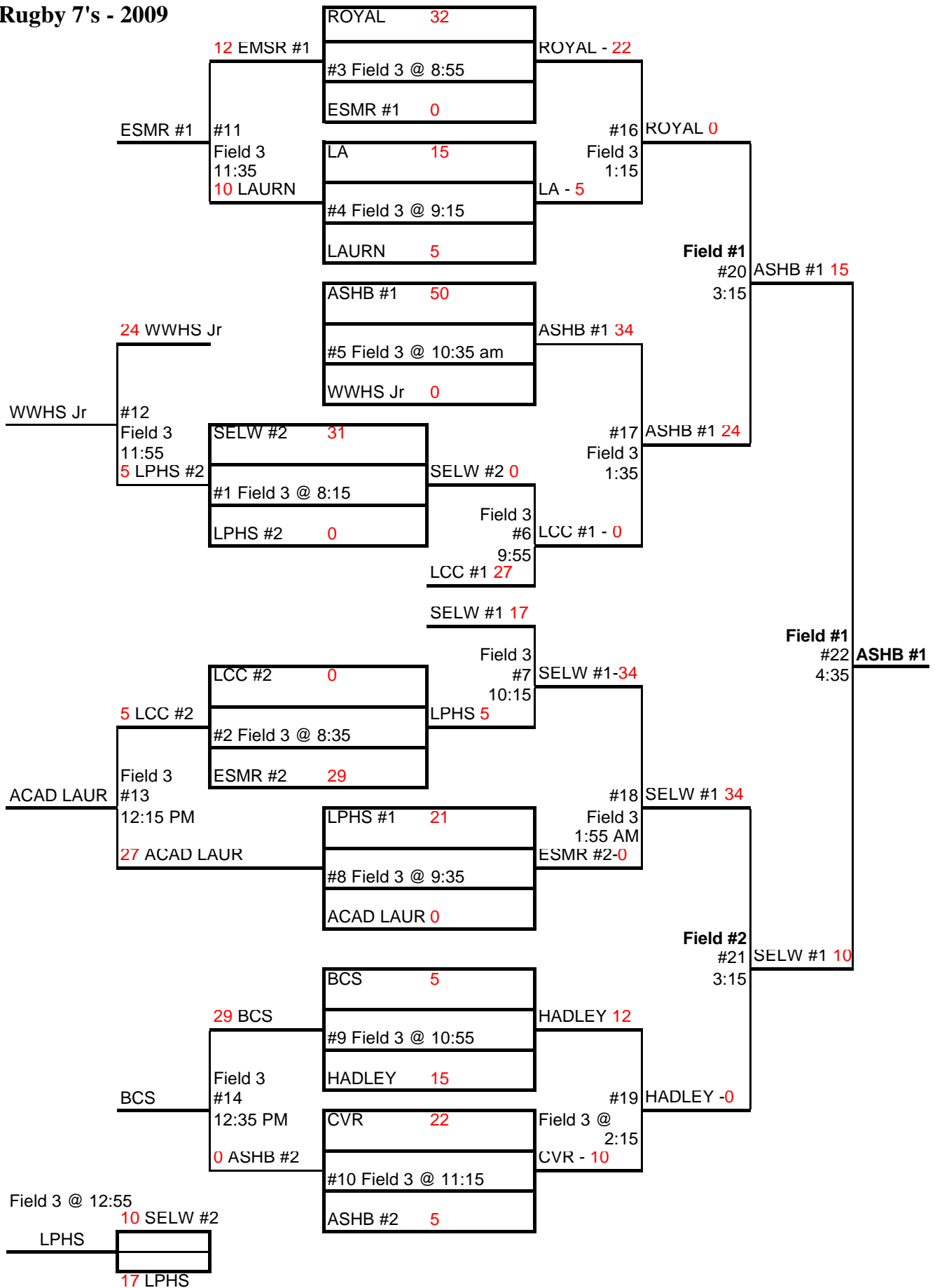
6/2/2009 12:16

School	Games	Win	Loss	Tie	Points
Juvenile Girls 1A					
4Beaconsfield High School	4	4	0	0	8
St Thomas High School	4	3	1	0	6
John Rennie High School	4	2	2	0	4
Westwood High School	4	0	3	1	1
Pierrefonds Comprehensive HS	4	0	3	1	1
Juvenile Girls 1B					
5Royal West Academy	5	5	0	0	10
Lakeside Academy	5	3	1	1	7
Villa Maria High School	5	2	1	2	6
West Island College	5	1	2	2	4
Queen of Angels Academy	5	1	4	0	2
Lindsay Place High School	5	0	4	1	1
Juvenile Girls 1C					
8 Westmount High School	8	8	0	0	16
LaurenHill Academy	8	5	2	1	11
Marymount Academy	8	3	4	1	7
Laurier MacDonald High School	8	1	4	3	5
Beurling Academy	8	0	7	1	1
Juvenile Girls 1D					
8ECS	8	6	0	2	14
Sacred Heart School of Montreal	8	6	1	1	13
The Study	8	4	3	1	9
St Georges High School	8	1	6	1	3
Trafalgar High School	8	0	7	1	1
Juvenile Boys 1A					
5Emmanuel Christian School	5	4	0	1	9
John Rennie High School	5	3	1	1	7
West Island College	5	3	2	0	6
Lindsay Place High School	5	0	1	4	4
Macdonald High School	5	1	3	1	3
Westwood High School	5	0	4	1	1
Juvenile Boys 1B					
10Pierrefonds Comprehensive HS	10	9	1	0	18
St Thomas High School	10	9	1	0	18
St Georges High School	10	5	4	1	11
Howard S Billings High School	10	2	6	2	6
Lakeside Academy	10	2	7	1	5
Royal West Academy	10	0	8	2	2
Juvenile Boys 1C					
10LaurenHill Academy	10	8	0	2	18
Westmount High School	10	3	2	5	11

	Rosemount High School	6	3	2	1	7
	Marymount Academy	8	2	4	2	6
	Lower Canada College	8	2	5	1	5
	Laurier MacDonald High School	10	2	7	1	5
Midget Girls 1A						
	4Beaconsfield High School	4	4	0	0	8
	John Rennie High School	4	3	1	0	6
	St Thomas High School	4	2	2	0	4
	Westwood High School	4	0	3	1	1
	Pierrefonds Comprehensive HS	4	0	3	1	1
Midget Girls 1B						
8	Emmanuel Christian School	8	8	0	0	16
	Royal West Academy	8	4	4	0	8
	Queen of Angels Academy	8	4	4	0	8
	Villa Maria High School	8	3	4	1	7
	West Island College	8	0	7	1	1
Midget Girls 1C						
10	LaurenHill Academy	10	10	0	0	20
	Beurling Academy	10	6	2	2	14
	Laurier MacDonald High School	10	4	3	3	11
	Rosemount High School	10	4	6	0	8
	Westmount High School	10	2	7	1	5
	Marymount Academy	10	1	9	0	2
Midget Girls 1D						
6	ECS	6	6	0	0	12
	Sacred Heart School of Montreal	6	3	3	0	6
	Trafalgar High School	6	2	4	0	4
	The Study	6	1	5	0	2
	FACE High School	0	0	0	0	0
Midget Boys 1A						
8	John Rennie High School	8	8	0	0	16
	West Island College	8	6	2	0	12
	Macdonald High School	8	3	4	1	7
	Lindsay Place High School	8	2	6	0	4
	Westwood High School	8	0	7	1	1
Midget Boys 1B						
8	FACE High School	8	7	0	1	15
	St Thomas High School	8	6	2	0	12
	Howard S Billings High School	8	3	5	0	6
	Royal West Academy	8	2	6	0	4
	Pierrefonds Comp. High School	8	1	6	1	3
Midget Boys 1C						
8	LaurenHill Academy	8	7	1	0	14
	Westmount High School	8	7	1	0	14
	Rosemount High School	6	2	4	0	4
	Marymount Academy	6	1	4	1	3
	Laurier MacDonald High School	8	0	7	1	1
Bantam Girls 1A						
4	Pierrefonds Comp. High School	4	4	0	0	8
	St Thomas High School	4	3	1	0	6
	Beaconsfield High School	4	2	2	0	4
	Westwood High School	4	0	3	1	1
	John Rennie High School	4	0	3	1	1
Bantam Girls 1B						
5	Royal West Academy	5	5	0	0	10
	Queen of Angels Academy	5	3	1	1	7
	Lakeside Academy	5	2	2	1	5

	Villa Maria High School	5	2	3	0	4
	Lindsay Place High School	5	1	4	0	2
	West Island College	5	1	4	0	2
Bantam Girls 1C						
	8LaurenHill Academy	8	8	0	0	16
	Beurling Academy	8	5	2	1	11
	Marymount Academy	8	3	4	1	7
	Westmount High School	8	1	6	1	3
	Rosemount High School	8	1	6	1	3
	Lower Canada College	0	0	0	0	0
Bantam Girls 1D						
	8ECS	8	7	0	1	15
	The Study	8	4	1	3	11
	Sacred Heart School of Montreal	8	4	2	2	10
	Trafalgar School	8	2	6	0	4
	St Georges High School	8	0	8	0	0
Bantam Boys 1A						
	8Emmanuel Christian School	8	8	0	0	16
	West Island College	8	5	2	1	11
	John Rennie High School	8	3	3	2	8
	Westwood High School	8	2	5	1	5
	Lindsay Place High School	8	0	8	0	0
Bantam Boys 1B						
8	Royal West Academy	8	8	0	0	16
	Pierrefonds Comprehensive HS	8	6	2	0	12
	St Georges High School	8	4	4	0	8
	Howard S Billings High School	8	1	7	0	2
	Lakeside Academy	8	1	7	0	2
Bantam Boys 1C						
	8LaurenHill Academy	8	8	0	0	16
	Marymount Academy	6	2	2	2	6
	Lower Canada College	6	1	3	2	4
	Westmount High School	8	1	5	2	4
	Rosemount High School	4	1	3	0	2

GMAA Bantam Boys Rugby 7's - 2009



GMAA Outdoor Track & Field Boys Championship Meet

GMAA

Thursday, May 14th, 2009

05/14/2009 - 05/14/2009

Meet Scores

MALE TEAM Age Group 11 - 13			
1	ST THOMAS HS	STT	77.000
2	BEURLING ACADEMY	BA	74.000
3	ROYAL VALE SCHOOL	RVAL	42.000
4	JOHN PAUL 1 HS	JP1	30.000
5	CENTENNIAL ACADEMY	CENT	15.000
6	VINCENT MASSEY	VMC	13.000
7	HOWARD S BILLINGS HS	HSB	12.000
8	ST GEORGES	STG	9.000
9	LOYOLA HS	LOY	7.000
9	WESTWOOD HS	WWHS	7.000
9	HERZLIAH SNOWDON	HZS	7.000
9	JOHN RENNIE HS	JRHS	7.000
13	LINDSAY PLACE HS	LPHS	6.000
14	ROYAL WEST ACADEMY	ROY	5.000
14	PIERREFONDS COMP HS	PCHS	5.000
16	KUPER ACADEMY	KUP	3.000
17	LASALLE COMMUNITY HS	LCHS	1.000
MALE TEAM Age Group 14 - 15			
1	ROYAL WEST ACADEMY	ROY	52.000
2	WESTWOOD HS	WWHS	42.000
3	LOYOLA HS	LOY	41.000
4	ROSEMOUNT HS	RHS	36.000
5	CENTENNIAL ACADEMY	CENT	35.000
5	HOWARD S BILLINGS HS	HSB	35.000
7	RIVERDALE HS	RIV	34.000
8	PIERREFONDS COMP HS	PCHS	29.000
9	BEURLING ACADEMY	BA	17.000
10	JOHN RENNIE HS	JRHS	11.000
11	VINCENT MASSEY	VMC	10.000
12	ST THOMAS HS	STT	9.000
13	ST GEORGES	STG	8.000
14	KUPER ACADEMY	KUP	5.000
15	LOWER CANADA COLLEGE	LCC	3.000
16	LINDSAY PLACE HS	LPHS	2.000
16	BIALIK HS	BIAL	2.000

18	SELWYN HOUSE	SELW	1.000
MALE TEAM Age Group 16 - 18			
1	LASALLE COMMUNITY HS	LCHS	48.000
2	LINDSAY PLACE HS	LPHS	45.667
3	LOWER CANADA COLLEGE	LCC	45.000
4	WESTWOOD HS	WWHS	34.000
5	PIERREFONDS COMP HS	PCHS	26.000
6	KUPER ACADEMY	KUP	21.000
7	WEST ISLAND COLLEGE	WIC	17.000
7	CENTENNIAL ACADEMY	CENT	17.000
9	ROYAL WEST ACADEMY	ROY	15.000
10	LOYOLA HS	LOY	14.000
11	EMMANUEL CHRISTIAN	EMCS	13.000
12	MACDONALD HS	MACD	12.667
13	ST GEORGES	STG	11.000
14	ROSEMOUNT HS	RHS	10.667
15	JOHN F KENNEDY HS	JFK	10.000
16	LESTER B PEARSON HS	LBP	8.000
16	ST THOMAS HS	STT	8.000
18	HERZLIAH SNOWDON	HZS	6.000
19	VINCENT MASSEY	VMC	5.000
20	SELWYN HOUSE	SELW	3.000
MALE INDIVIDUAL Age Group 11 - 13			
1	GRANT, TREYVON	BEURLING ACADEMY	23.000
2	JOSEPH, CEDRIC	ST THOMAS HS	19.000
3	JULIEN, KENRY	BEURLING ACADEMY	15.000
3	WEGRYZN, CHRIS	ST THOMAS HS	15.000
3	CAMPBELL, NATHAN	ROYAL VALE SCHOOL	15.000
6	LEE-MARCHAND, RICHARD	ST THOMAS HS	13.000
7	FRANCIS, ERIC	ST THOMAS HS	12.000
8	MCKENZIE, NATHANIEL	BEURLING ACADEMY	11.000
9	NOEL, JAMAL	ROYAL VALE SCHOOL	10.000
9	BYRNE, RYAN	HOWARD S BILLINGS HS	10.000
9	XIE, KEVIN	ST THOMAS HS	10.000
9	KERR, JACOB	CENTENNIAL ACADEMY	10.000
13	CONNOLLY, DAVID	JOHN RENNIE HS	7.000
13	BOYCE-BABB, KEATON	ROYAL VALE SCHOOL	7.000
13	WILK, PETER	LOYOLA HS	7.000
13	THOMAS, JACOB	BEURLING ACADEMY	7.000
17	CONCIATORI, DAMIAN	JOHN PAUL 1 HS	6.000
17	LONGO, SAMUEL	JOHN PAUL 1 HS	6.000
19	SKILVAS, RYAN	CENTENNIAL ACADEMY	5.000
19	BILBAO, JOHN	JOHN PAUL 1 HS	5.000
19	MASI, ANTHONY	JOHN PAUL 1 HS	5.000
19	GRUMAN, NIKLAS	ST GEORGES	5.000
19	LAVOIE, JACOB	WESTWOOD HS	5.000

19	SOLOMON, MATTHEW	PIERREFONDS COMP HS	5.000
19	INUKPUK, JOADAMIE	LINDSAY PLACE HS	5.000
26	THORPE, JAMES	ST GEORGES	4.000
26	LOURIS, NICHOLAS	ROYAL VALE SCHOOL	4.000
26	BENCHETRIT, GABRIEL	HERZLIAH SNOWDON	4.000
29	BROTMAN, RYAN	ROYAL WEST ACADEMY	3.000
29	CARTER, FRANCIS	VINCENT MASSEY	3.000
29	ZAMBITO, MICHAEL	JOHN PAUL 1 HS	3.000
29	HENRY, JERSEY	BEURLING ACADEMY	3.000
33	DASSIOS, SOTIRIOS	VINCENT MASSEY	2.000
33	VIGLIUCCI, NICO	WESTWOOD HS	2.000
33	TRENCH, TROY	HOWARD S BILLINGS HS	2.000
33	ABITAN, BENJAMIN	HERZLIAH SNOWDON	2.000
37	JOHN, TEQUAN	BEURLING ACADEMY	1.000
37	SAUVE, CHARLES	ROYAL VALE SCHOOL	1.000
37	COOPER, CHARLIE	ROYAL WEST ACADEMY	1.000
37	DOUCET, BRUNO	VINCENT MASSEY	1.000
37	COOPER, DUNCAN	ROYAL WEST ACADEMY	1.000
37	ROBINSON, LUCANUS	LASALLE COMMUNITY HS	1.000

MALE INDIVIDUAL Age Group 14 - 15

1	BIRO, DANIEL	RIVERDALE HS	33.000
2	LANDRY, BEN	CENTENNIAL ACADEMY	19.000
3	CLYKE, KENNETH	ROSEMOUNT HS	17.000
4	BUCCI, MICHAEL	PIERREFONDS COMP HS	14.000
4	ROSSI, ALEX	LOYOLA HS	14.000
4	MACKENZIE, TRISTAN	LOYOLA HS	14.000
7	DEMERS, LOUIS ERIK	ROYAL WEST ACADEMY	12.000
7	KARKAVILAS, GEORGE	BEURLING ACADEMY	12.000
7	YOUNG, FRANCIS	ROSEMOUNT HS	12.000
10	MARTIN-LECHNER, MICHAEL	WESTWOOD HS	11.000
11	SADOWY, JUSTIN	WESTWOOD HS	10.000
11	MIGUEL, PAULO	ROYAL WEST ACADEMY	10.000
11	REDGUARD, LUKAS	HOWARD S BILLINGS HS	10.000
11	GRIZENKO-VIDA, MICHAEL	ROYAL WEST ACADEMY	10.000
15	MAVROIDAKOS, PETER	ROYAL WEST ACADEMY	8.000
15	UMSTADT, FRED	HOWARD S BILLINGS HS	8.000
15	WARD, JOSH	ST GEORGES	8.000
15	DOHERTY, RYAN	HOWARD S BILLINGS HS	8.000
15	DE CARLOS, MATTHEW	JOHN RENNIE HS	8.000
20	KOVALCHUCK, CHRIS	LOYOLA HS	7.000
21	PALMER, CHRISTIAN	ROYAL WEST ACADEMY	6.000
21	BETHEL, HARRISON	WESTWOOD HS	6.000
23	BURRELL, CULLEN	HOWARD S BILLINGS HS	5.000
23	FOLINO, MARCO	VINCENT MASSEY	5.000
23	OLIVENSTEIN, ARTHUR	WESTWOOD HS	5.000
23	ROY, CAMERON	ST THOMAS HS	5.000

27	SRIVASTAVA, ROHAN	ST THOMAS HS	4.000
27	BEDARD, JOHN	HOWARD S BILLINGS HS	4.000
29	RICHTER, CALVIN	JOHN RENNIE HS	3.000
29	DE SANTIS, JORDAN	CENTENNIAL ACADEMY	3.000
29	BRUNO, MICHAEL	BEURLING ACADEMY	3.000
29	ST ONGE, ALEXANDRE	ROSEMOUNT HS	3.000
29	JOHNSON, ALEC	CENTENNIAL ACADEMY	3.000
29	BEAUVAIS, THEORIWATHE	CENTENNIAL ACADEMY	3.000
29	CHU, JULIAN	LOWER CANADA COLLEGE	3.000
29	GUIGNION, DAVID	WESTWOOD HS	3.000
37	PIERRE, ABDUL	LINDSAY PLACE HS	2.000
37	APPLEBAUM, DYLAN	CENTENNIAL ACADEMY	2.000
37	DIGIROLAMO, ALESSANDRO	LOYOLA HS	2.000
37	HERSH, BRANDON	BIALIK HS	2.000
37	KING, MATTHEW	ROYAL WEST ACADEMY	2.000
42	MORNEAU, ERIC	WESTWOOD HS	1.000
42	GILLIS, TYLER	RIVERDALE HS	1.000
42	YIN, FUNG	ROYAL WEST ACADEMY	1.000
42	KHAN, FARHAD	SELWYN HOUSE	1.000
42	ST JEAN, COLE	BEURLING ACADEMY	1.000
42	DELROSSI, DANIEL	BEURLING ACADEMY	1.000
42	GILMORE, GREG	KUPER ACADEMY	1.000
42	ZACCARDO, ANDREW	VINCENT MASSEY	1.000
42	FERREIRA, JONATHAN	PIERREFONDS COMP HS	1.000

MALE INDIVIDUAL Age Group 16 - 18

1	BRUNETTA, JOSEPH	LASALLE COMMUNITY HS	35.000
2	RILEY-GALE, TYRONE	LINDSAY PLACE HS	22.000
3	MCPHADEN, CAMERON	WESTWOOD HS	19.000
4	VON RORETZ, TIM	ROYAL WEST ACADEMY	15.000
5	HARVEY, SCOTT	LINDSAY PLACE HS	14.000
5	CAMPBELL, KADEEM	LOWER CANADA COLLEGE	14.000
7	PEARSALL, BEN	EMMANUEL CHRISTIAN	13.000
8	CHASE, JERMEEL	MACDONALD HS	12.667
9	PANETTA, JORDAN	LOYOLA HS	12.000
10	MORRISSEY, LUCAS	LOWER CANADA COLLEGE	11.000
11	MARTINO, MARCO	JOHN F KENNEDY HS	10.000
11	WOO, GARRETT	LASALLE COMMUNITY HS	10.000
13	KARLS, SPENCER	KUPER ACADEMY	8.000
13	RAGULAN, RATHIES	PIERREFONDS COMP HS	8.000
13	KACOU, FREDERICK	ST GEORGES	8.000
13	DIGIORGIO, NICK	LOWER CANADA COLLEGE	8.000
17	PASTORA, MICHEL	ROSEMOUNT HS	7.667
18	KIMOFF, LYAM	CENTENNIAL ACADEMY	7.000
18	BROWN, JEFF	LESTER B PEARSON HS	7.000
18	MATZIORINIS, PHILIPPE	WEST ISLAND COLLEGE	7.000
21	GALBRAITH, BRIAN	CENTENNIAL ACADEMY	6.000

22	PACIFICO, MITCHELL	LINDSAY PLACE HS	5.667
23	ABRAHAM, MICHAEL	ST THOMAS HS	5.000
23	OWEN, MARK	LOWER CANADA COLLEGE	5.000
23	BLUMENTHAL, AARON	WEST ISLAND COLLEGE	5.000
23	DEDES, ANTHONY	WEST ISLAND COLLEGE	5.000
23	DODARO, BRUNO	VINCENT MASSEY	5.000
23	PITSIKOULIS, YIANNI	KUPER ACADEMY	5.000
23	DURRANI, MONEEB	PIERREFONDS COMP HS	5.000
23	ROBERTSON, COLEMAN	WESTWOOD HS	5.000
31	DILINGHAM-BLAIS, NICK	WESTWOOD HS	4.000
32	COHEN, MICHAEL	SELWYN HOUSE	3.000
32	ARREGUIN, EDUARDO	ST GEORGES	3.000
32	PALACI-OLGUN, MARC	HERZLIAH SNOWDON	3.000
32	BEMZAQUEN, NETHAMEL	HERZLIAH SNOWDON	3.000
36	ARSENAULT, MATTHEW	ST THOMAS HS	2.000
36	REFCA, JAMES	LOYOLA HS	2.000
36	LATCHEM, NOAH	WESTWOOD HS	2.000
36	MAHESWARAN, NISHANTH	ROSEMOUNT HS	2.000
40	YASSA, JEREMY	ST THOMAS HS	1.000
40	VEAL, MICHAEL	PIERREFONDS COMP HS	1.000
40	BARTLETT, JOE	KUPER ACADEMY	1.000
40	BIANCONI, MIKE	LESTER B PEARSON HS	1.000
40	LINDLEY, XAVIER	CENTENNIAL ACADEMY	1.000

GMAA Outdoor Track & Field Boys Championship Meet

GMAA

Thursday, May 14th, 2009

05/14/2009 - 05/14/2009

Ev# 1 BOYS 11-13 100m Dash	BOYS 11-13 100m Dash	Ev# 2 BOYS 11-13 200m Run	BOYS 11-13 200m Run
Ev# 3 BOYS 11-13 400m Run	BOYS 11-13 400m Run	Ev# 4 BOYS 11-13 800m Run	BOYS 11-13 800m Run
Ev# 5 BOYS 11-13 1500m Run	BOYS 11-13 1500m Run	Ev# 6 BOYS 11-13 80m Hurdles	BOYS 11-13 80m Hurdles
Ev# 7 BOYS 11-13 4x100m Relay	BOYS 11-13 4x100m Relay	Ev# 8 BOYS 11-13 4x400m Relay	BOYS 11-13 4x400m Relay
Ev# 9 BOYS 11-13 High Jump	BOYS 11-13 High Jump	Ev# 10 BOYS 11-13 Pole Vault	BOYS 11-13 Pole Vault
Ev# 11 BOYS 11-13 Long Jump	BOYS 11-13 Long Jump	Ev# 12 BOYS 11-13 Triple Jump	BOYS 11-13 Triple Jump
Ev# 13 BOYS 11-13 Shot Put	BOYS 11-13 Shot Put	Ev# 14 BOYS 11-13 Discus Throw	BOYS 11-13 Discus Throw
Ev# 15 BOYS 11-13 Javelin Throw	BOYS 11-13 Javelin Throw	Ev# 16 BOYS 14-15 100m Dash	BOYS 14-15 100m Dash
Ev# 17 BOYS 14-15 200m Run	BOYS 14-15 200m Run	Ev# 18 BOYS 14-15 400m Run	BOYS 14-15 400m Run
Ev# 19 BOYS 14-15 800m Run	BOYS 14-15 800m Run	Ev# 20 BOYS 14-15 1500m Run	BOYS 14-15 1500m Run
Ev# 21 BOYS 14-15 3000m Run	BOYS 14-15 3000m Run	Ev# 22 BOYS 14-15 100m Hurdles	BOYS 14-15 100m Hurdles
Ev# 23 BOYS 14-15 400m Hurdles	BOYS 14-15 400m Hurdles	Ev# 24 BOYS 14-15 4x100m Relay	BOYS 14-15 4x100m Relay
Ev# 25 BOYS 14-15 4x400m Relay	BOYS 14-15 4x400m Relay	Ev# 26 BOYS 14-15 High Jump	BOYS 14-15 High Jump
Ev# 27 BOYS 14-15 Pole Vault	BOYS 14-15 Pole Vault	Ev# 28 BOYS 14-15 Long Jump	BOYS 14-15 Long Jump
Ev# 29 BOYS 14-15 Triple Jump	BOYS 14-15 Triple Jump	Ev# 30 BOYS 14-15 Shot Put	BOYS 14-15 Shot Put
Ev# 31 BOYS 14-15 Discus Throw	BOYS 14-15 Discus Throw	Ev# 32 BOYS 14-15 Javelin Throw	BOYS 14-15 Javelin Throw
Ev# 33 BOYS 16-18 100m Dash	BOYS 16-18 100m Dash	Ev# 34 BOYS 16-18 200m Run	BOYS 16-18 200m Run
Ev# 35 BOYS 16-18 400m Run	BOYS 16-18 400m Run	Ev# 36 BOYS 16-18 800m Run	BOYS 16-18 800m Run
Ev# 37 BOYS 16-18 1500m Run	BOYS 16-18 1500m Run	Ev# 38 BOYS 16-18 3000m Run	BOYS 16-18 3000m Run
Ev# 39 BOYS 16-18 110m Hurdles	BOYS 16-18 110m Hurdles	Ev# 40 BOYS 16-18 400m Hurdles	BOYS 16-18 400m Hurdles
Ev# 41 BOYS 16-18 4x100m Relay	BOYS 16-18 4x100m Relay	Ev# 42 BOYS 16-18 4x400m Relay	BOYS 16-18 4x400m Relay
Ev# 43 BOYS 16-18 High Jump	BOYS 16-18 High Jump	Ev# 44 BOYS 16-18 Pole Vault	BOYS 16-18 Pole Vault
Ev# 45 BOYS 16-18 Long Jump	BOYS 16-18 Long Jump	Ev# 46 BOYS 16-18 Triple Jump	BOYS 16-18 Triple Jump
Ev# 47 BOYS 16-18 Shot Put	BOYS 16-18 Shot Put	Ev# 48 BOYS 16-18 Discus Throw	BOYS 16-18 Discus Throw
Ev# 49 BOYS 16-18 Javelin Throw	BOYS 16-18 Javelin Throw		

[\[Top of Page\]](#) [\[Event List\]](#)

Event 1 BOYS 11-13 100m Dash

FINALS

12.33	1	Grant, Treyvon	12	BA
12.48	2	Joseph, Cedric	12	STT
12.88	3	Noel, Jamal	12	RVAL
12.89	4	Julien, Kenry	12	BA
12.98	5	Louris, Nicholas	12	RVAL
13.06	6	Zambito, Michael	12	JP1
13.09	7	Robinson, Lucanus	12	LCHS
13.34	8	John, Tequan	12	BA

[\[Top of Page\]](#) [\[Event List\]](#)

Event 2 BOYS 11-13 200m Run

FINALS

24.30	1	Joseph, Cedric	12	STT
-------	---	----------------	----	-----

24.60	2	Campbell, Nathan	12	RVAL
24.61	3	Grant, Treyvon	12	BA
25.70	4	McKenzie, Nathaniel	12	BA
26.00	5	Zambito, Michael	12	JP1
26.40	6	John, Tequan	12	BA

[\[Top of Page\]](#) [\[Event List\]](#)

Event 3 BOYS 11-13 400m Run

1:04.20	1	Lee-Marchand, Richard	12	STT
1:05.60	2	Wegryzn, Chris	12	STT
1:06.80	3	Grant, Treyvon	12	BA
1:07.50	4	Conciatori, Damian	12	JP1
1:08.60	5	Noel, Jamal	12	RVAL
1:08.90	6	McKenzie, Nathaniel	12	BA
1:11.50	7	Waxman, Julian	12	STG
1:12.00	8	Modukala, Tom	12	PCHS
1:12.10	9	Francis, Eric	12	STT
1:14.50	10	Riviera, Joshua	12	RHS

[\[Top of Page\]](#) [\[Event List\]](#)

Event 4 BOYS 11-13 800m Run

2:37.02	1	Francis, Eric	12	STT
2:38.01	2	Wegryzn, Chris	12	STT
2:38.62	3	Inukpuk, Joadamie	12	LPHS
2:40.14	4	Solomon, Matthew	12	PCHS
2:40.75	5	Dassios, Sotirios	12	VMC
2:42.99	6	Cooper, Duncan	12	ROY
2:45.60	7	Wolf, Benjamin	12	HZS
2:48.14	8	Testolina, Mathew	12	VMC
2:49.93	9	Vitti, Marco	12	JP1
2:51.03	10	Cote-King, Thomas	12	STT
2:53.16	11	Wiltzer, Max	12	LCC

12 Fontaine, Alexandre 12 JP1
2:55.53

[\[Top of Page\]](#) [\[Event List\]](#)

Event 5 BOYS 11-13 1500m Run

1	Wilk, Peter	12	LOY
5:29.66			
2	Lavoie, Jacob	12	WWHS
5:30.61			
3	Francis, Eric	12	STT
5:31.63			
4	Xie, Kevin	12	STT
5:36.43			
5	Solomon, Matthew	12	PCHS
5:36.76			
6	Cooper, Charlie	12	ROY
5:41.79			
7	Ezerzer, Yohan	12	HZS
5:47.81			
8	Vitti, Marco	12	JP1
5:51.01			
9	Leone, Adriano	12	VMC
6:02.28			
10	Cote-King, Thomas	12	STT
6:03.11			
11	Sciannambolo, Joey	12	VMC
6:07.94			
12	Wiltzer, Max	12	LCC
6:32.59			
13	Steinlauf, Zachary	12	HZS
6:38.80			

[\[Top of Page\]](#) [\[Event List\]](#)

Event 6 BOYS 11-13 80m Hurdles

1	Kerr, Jacob	12	CENT
12.10			
2	Campbell, Nathan	12	RVAL
12.40			
3	Grant, Treyvon	12	BA
12.50			
4	Noel, Jamal	12	RVAL
12.70			
5	Trench, Troy	12	HSB
13.40			
6	Doucet, Bruno	12	VMC
14.00			
7	Lai, Patrick	12	LCC
14.40			
8	Conciatori, Damian	12	JP1
14.50			
9	Fihma, Reouven	12	HZS
15.00			
9	Dassios, Sotirios	12	VMC
15.00			
11	Thompson, Larris	12	ROY
15.50			
11	Zambito, Michael	12	JP1
15.50			

13 Simundic, Nicholas 12 VMC
15.60

[\[Top of Page\]](#) [\[Event List\]](#)

Event 7 BOYS 11-13 4x100m Relay

1	BEURLING ACADEMY A	BA
52.77		
2	ROYAL VALE SCHOOL A	RVAL
53.85		
3	ST THOMAS HS A	STT
53.95		
4	JOHN PAUL 1 HS A	JP1
55.28		
5	VINCENT MASSEY A	VMC
56.17		
6	LINDSAY PLACE HS A	LPHS
56.20		
7	ROYAL WEST ACADEMY A	ROY
57.48		
8	HERZLIAH SNOWDON A	HZS
58.08		
	CENTENNIAL ACADEMY A	CENT
DQ		

[\[Top of Page\]](#) [\[Event List\]](#)

Event 8 BOYS 11-13 4x400m Relay

1	BEURLING ACADEMY A	BA
4:34.71		
2	VINCENT MASSEY A	VMC
4:47.16		
3	ST THOMAS HS A	STT
4:53.84		
4	KUPER ACADEMY A	KUP
5:02.64		
5	JOHN PAUL 1 HS A	JP1
5:07.17		
6	HERZLIAH SNOWDON A	HZS
5:20.83		
7	ROYAL WEST ACADEMY A	ROY
5:31.99		

[\[Top of Page\]](#) [\[Event List\]](#)

Event 9 BOYS 11-13 High Jump

1	Connolly, David	12	JRHS
1.43m			
2	Gruman, Niklas	12	STG
1.40m			
3	Benchetrit, Gabriel	12	HZS
1.35m			
3	Thorpe, James	12	STG
1.35m			
5	Vigliucci, Nico	12	WWHS
1.35m			
6	Conciatori, Damian	12	JP1
1.35m			

1.30m	7	Doucet, Bruno	12	VMC
1.30m	8	Lai, Patrick	12	LCC
1.30m	8	Chittock, Alex	12	STG
1.30m	10	Cesari, Michael	12	CENT
1.25m	11	Rozenberg, Daniel	12	BIAL
1.25m	12	Pande, Hitesh	12	ROY
1.25m	13	Fontaine, Alexandre	12	JP1

[\[Top of Page\]](#) [\[Event List\]](#)

Event 11 BOYS 11-13 Long Jump

5.20m	1	Joseph, Cedric	12	STT
5.15m	2	Julien, Kenry	12	BA
4.92m	3	Campbell, Nathan	12	RVAL
4.90m	4	Kerr, Jacob	12	CENT
4.80m	5	Louris, Nicholas	12	RVAL
4.75m	6	Robinson, Lucanus	12	LCHS
4.65m	7	Xie, Kevin	12	STT
4.49m	8	Mendel, Rafael	12	JP1
4.32m	9	Trench, Troy	12	HSB
4.29m	10	Pande, Hitesh	12	ROY
4.15m	11	Doucet, Bruno	12	VMC
4.03m	12	Ragulan, Siayanth	12	PCHS
3.90m	13	Fontaine, Alexandre	12	JP1
3.88m	14	Benchetrit, Gabriel	12	HZS

[\[Top of Page\]](#) [\[Event List\]](#)

Event 12 BOYS 11-13 Triple Jump

9.32m	1	Thomas, Jacob	12	BA
8.75m	2	Masi, Anthony	12	JP1
8.63m	3	Wegryzn, Chris	12	STT
8.54m	4	Carter, Francis	12	VMC
8.49m	5	Brotman, Ryan	12	ROY

6	Grant, Treyvon	12	BA
8.30m			
7	D'Agostino, Alexander	12	JP1
8.23m			
8	Fontaine, Alexandre	12	JP1
7.98m			
9	Demers, Max	12	STT
7.82m			
10	Montali, Gabriel	12	VMC
6.66m			

[\[Top of Page\]](#) [\[Event List\]](#)

Event 13 BOYS 11-13 Shot Put

1	Boyce-Babb, Keaton	12	RVAL
11.20m			
2	Byrne, Ryan	12	HSB
9.31m			
3	Bilbao, John	12	JP1
9.25m			
4	Longo, Samuel	12	JP1
9.24m			
5	Julien, Kenry	12	BA
9.15m			
6	Lee-Marchand, Richard	12	STT
8.74m			
7	Jesurajeh, Jensan	12	RVAL
8.21m			
8	Fihma, Reouven	12	HZS
7.94m			
9	Chittock, Alex	12	STG
7.86m			
10	Thomas, Jacob	12	BA
7.34m			

[\[Top of Page\]](#) [\[Event List\]](#)

Event 14 BOYS 11-13 Discus Throw

1	McKenzie, Nathaniel	12	BA
31.66m			
2	Byrne, Ryan	12	HSB
28.42m			
3	Skilvas, Ryan	12	CENT
26.65m			
4	Henry, Jersey	12	BA
25.48m			
5	Conciatori, Damian	12	JP1
24.62m			
6	Sauve, Charles	12	RVAL
24.49m			
7	Dassios, Sotirios	12	VMC
24.47m			
8	Mastrangelo, Marco	12	VMC
21.72m			
9	Stacey, Tiger	12	KUP
21.42m			
10	Cacciatore, Vince	12	KUP
21.06m			
11	Yedynak, Nicolas	12	STT
19.56m			

12	Ciarallo, Brandon	12	JRHS
18.85m			
13	Pham, Brian	12	JP1
18.16m			
14	Mavronidakos, Spiro	12	ROY
14.03m			

[\[Top of Page\]](#) [\[Event List\]](#)

Event 15 BOYS 11-13 Javelin Throw

1	Xie, Kevin	12	STT
34.24m			
2	Julien, Kenry	12	BA
30.52m			
3	Lee-Marchand, Richard	12	STT
30.44m			
4	Longo, Samuel	12	JP1
29.36m			
5	Abitan, Benjamin	12	HZS
19.90m			
6	Brotman, Ryan	12	ROY
19.26m			
7	Thorpe, James	12	STG
17.32m			
8	Mirza, Usman	12	LBP
13.74m			
9	Doherty, Shayne	12	HSB
13.10m			

[\[Top of Page\]](#) [\[Event List\]](#)

Event 16 BOYS 14-15 100m Dash

FINALS

1	Young, Francis	14	RHS
11.71			
2	Biro, Daniel	14	RIV
11.84			
3	Bucci, Michael	14	PCHS
11.92			
4	Richter, Calvin	14	JRHS
12.12			
5	Bedard, John	14	HSB
12.30			
6	Palmer, Christian	14	ROY
12.32			
7	Alexander, Tristan	14	WWHS
12.39			

[\[Top of Page\]](#) [\[Event List\]](#)

Event 17 BOYS 14-15 200m Run

FINALS

1	Rossi, Alex	14	LOY
23.80			
2	Clyke, Kenneth	14	RHS
24.00			
3	Young, Francis	14	RHS

24.40	4	Bucci, Michael	14	PCHS
24.50	5	Bedard, John	14	HSB
24.80				

[\[Top of Page\]](#) [\[Event List\]](#)

Event 18 BOYS 14-15 400m Run

55.94	1	Rossi, Alex	14	LOY
56.82	2	Clyke, Kenneth	14	RHS
57.98	3	Palmer, Christian	14	ROY
59.29	4	Johnson, Alec	14	CENT
1:00.73	5	Bethel, Harrison	14	WWHS
1:01.09	6	St Jean, Cole	14	BA
1:01.58	7	Landry, Ben	14	CENT
1:02.60	8	Gillis, Tyler	14	RIV
1:03.86	9	Ward, Josh	14	STG
1:05.19	10	Stuart, Shawn	14	BA
1:06.57	11	Delrossi, Daniel	14	BA

[\[Top of Page\]](#) [\[Event List\]](#)

Event 19 BOYS 14-15 800m Run

2:19.21	1	Landry, Ben	14	CENT
2:20.94	2	Roy, Cameron	14	STT
2:21.16	3	Umstadt, Fred	14	HSB
2:21.22	4	Ward, Josh	14	STG
2:27.45	5	Bethel, Harrison	14	WWHS
2:28.87	6	Gillis, Tyler	14	RIV
2:29.83	7	Stuart, Shawn	14	BA
2:32.22	8	Guignion, David	14	WWHS
2:36.65	9	Folino, Marco	14	VMC
2:38.33	10	Tarsitano, Gianfranco	14	LOY
2:40.37	11	Martin-Lechner, Michael	14	WWHS
2:40.99	12	Kinnear, Justin	14	STT
	13	Rajen, Harshvardhan	14	ROY

2:42.47

[\[Top of Page\]](#) [\[Event List\]](#)

Event 20 BOYS 14-15 1500m Run

1	Demers, Louis Erik	14	ROY	
4:57.13	2	Landry, Ben	14	CENT
5:02.16	3	Ward, Josh	14	STG
5:02.93	4	Doherty, Ryan	14	HSB
5:10.36	5	Srivastava, Rohan	14	STT
5:11.54	6	Zaccardo, Andrew	14	VMC
5:15.67	7	Olivenstein, Arthur	14	WWHS
5:19.30	8	Boubaid, Malik	14	WIC
5:25.45	9	Morneau, Eric	14	WWHS
5:25.47	10	Faulconbridge, Ryan	14	LOY
5:29.06	11	King, Matthew	14	ROY
5:30.34	12	Ferreira, Jonathan	14	PCHS
5:30.51	13	Lone, Daniel	14	ROY
5:37.15	14	Montanaro, Francesco	14	LBP
5:45.10				

[\[Top of Page\]](#) [\[Event List\]](#)

Event 21 BOYS 14-15 3000m Run

1	Landry, Ben	14	CENT	
10:03.60	2	Demers, Louis Erik	14	ROY
10:05.30	3	Doherty, Ryan	14	HSB
10:50.10	4	Guignion, David	14	WWHS
11:12.90	5	Srivastava, Rohan	14	STT
11:14.10	6	Ferreira, Jonathan	14	PCHS
11:23.80	7	Morneau, Eric	14	WWHS
11:30.60	8	Lone, Daniel	14	ROY
11:31.00	9	Yatron, Max	14	ROY
11:32.70	10	Faulconbridge, Ryan	14	LOY
11:49.50	11	Montanaro, Francesco	14	LBP
12:01.00	12	Sosner, James	14	LMAC

12:08.80			
13	Delaronde, Dakota	14	BA
12:37.60			
	Pelcar, Michael	14	LMAC
DNF			

[\[Top of Page\]](#) [\[Event List\]](#)

Event 22 BOYS 14-15 100m Hurdles

1	Biro, Daniel	14	RIV
16.00			
2	Miguel, Paulo	14	ROY
16.60			
3	Sadowy, Justin	14	WWHS
16.90			
4	Mavroidakos, Peter	14	ROY
17.00			
5	Hersh, Brandon	14	BIAL
17.10			
6	Chu, Julian	14	LCC
17.40			
7	Johnpulle, Justin	14	STT
18.20			
8	Khan, Farhad	14	SELW
18.30			
9	Gilmore, Greg	14	KUP
18.90			
10	Richter, Calvin	14	JRHS
19.30			
11	Maheswaran, Vitushon	14	RHS
22.10			

[\[Top of Page\]](#) [\[Event List\]](#)

Event 23 BOYS 14-15 400m Hurdles

1	Grizenko-Vida, Michael	14	ROY
1:09.30			
2	Olivenstein, Arthur	14	WWHS
1:09.40			
3	Martin-Lechner, Michael	14	WWHS
1:12.10			
4	St Onge, Alexandre	14	RHS
1:13.30			
5	Digirolamo, Alessandro	14	LOY
1:17.10			
6	Khan, Farhad	14	SELW
1:19.30			
7	Esposito, Anthony	14	LOY
1:20.30			
8	Baldassare, Mathieu	14	RHS
1:23.90			

[\[Top of Page\]](#) [\[Event List\]](#)

Event 24 BOYS 14-15 4x100m Relay

1	PIERREFONDS COMP HS A		PCHS
50.09			
2	WESTWOOD HS A		WWHS

51.35			
3	VINCENT MASSEY A		VMC
51.41			
4	ROYAL WEST ACADEMY A		ROY
51.88			
5	KUPER ACADEMY A		KUP
52.31			
6	ROSEMOUNT HS A		RHS
52.39			
7	LOYOLA HS A		LOY
52.40			
8	BEURLING ACADEMY A		BA
52.75			
9	ST THOMAS HS A		STT
53.41			
10	EMMANUEL CHRISTIAN A		EMCS
54.77			
11	CENTENNIAL ACADEMY A		CENT
55.37			

[\[Top of Page\]](#) [\[Event List\]](#)

Event 25 BOYS 14-15 4x400m Relay

	1	PIERREFONDS COMP HS A		PCHS
4:14.13				
	2	CENTENNIAL ACADEMY A		CENT
4:20.00				
	3	LOYOLA HS A		LOY
4:25.66				
	4	ROSEMOUNT HS A		RHS
4:26.36				
	5	KUPER ACADEMY A		KUP
4:28.30				
	6	WESTWOOD HS A		WWHS
4:33.70				
	7	BEURLING ACADEMY A		BA
4:42.32				
	8	ROYAL WEST ACADEMY A		ROY
4:49.25				
	9	ST THOMAS HS A		STT
4:49.83				

[\[Top of Page\]](#) [\[Event List\]](#)

Event 26 BOYS 14-15 High Jump

	1	Biro, Daniel	14	RIV
1.55m				
	2	Miguel, Paulo	14	ROY
1.50m				
	3	Mavroidakos, Peter	14	ROY
1.50m				
	4	Bruno, Michael	14	BA
1.45m				
	5	Pierre, Abdul	14	LPHS
1.40m				
	6	Yin, Fung	14	ROY
1.40m				
	7	Perlman, Mark	14	SELW
1.35m				
	8	Digirolamo, Alessandro	14	LOY

1.35m	Laniel, Rene Paisit	14	WWHS
NM	Papich, Nik	14	SELW
NM	Petracca, Anthony	14	LMAC
NM			

[\[Top of Page\]](#) [\[Event List\]](#)

Event 27 BOYS 14-15 Pole Vault

1.00m	1 Kovalchuck, Chris	14	LOY
-------	---------------------	----	-----

[\[Top of Page\]](#) [\[Event List\]](#)

Event 28 BOYS 14-15 Long Jump

5.45m	1 Clyke, Kenneth	14	RHS
5.37m	2 Bucci, Michael	14	PCHS
5.33m	3 Karkavilas, George	14	BA
5.02m	4 Umstadt, Fred	14	HSB
5.00m	5 Chu, Julian	14	LCC
4.91m	6 Gilmore, Greg	14	KUP
4.91m	7 Palmer, Christian	14	ROY
4.68m	8 Cherry, Nathan	14	EMCS
4.30m	9 Folino, Marco	14	VMC
4.26m	10 Bruno, Michael	14	BA
4.25m	11 Layne, Shaquaan	14	JFK
3.81m	12 Sadowy, Justin	14	WWHS
3.61m	13 Taddio, John	14	KUP

[\[Top of Page\]](#) [\[Event List\]](#)

Event 29 BOYS 14-15 Triple Jump

10.77m	1 Karkavilas, George	14	BA
10.17m	2 Folino, Marco	14	VMC
9.75m	3 Burrell, Cullen	14	HSB
9.66m	4 Grizenko-Vida, Michael	14	ROY
9.57m	5 King, Matthew	14	ROY
	6 Delrossi, Daniel	14	BA

9.24m	7	Papich, Nik	14	SELW
8.93m	8	Lone, Daniel	14	ROY
8.73m	9	Delaronde, Dakota	14	BA
8.66m	10	Montanaro, Francesco	14	LBP
8.63m	11	Olivenstein, Arthur	14	WWHS
7.81m	12	Calmels, Sean	14	WWHS
7.73m	13	Morgan, Robin	14	SELW
7.63m	14	Rigione, Matthew	14	LBP
6.65m				

[\[Top of Page\]](#) [\[Event List\]](#)

Event 30 BOYS 14-15 Shot Put

13.28m	1	Biro, Daniel	14	RIV
13.00m	2	Redguard, Lukas	14	HSB
12.78m	3	Sadowy, Justin	14	WWHS
12.54m	4	De Carlos, Matthew	14	JRHS
12.17m	5	MacKenzie, Tristan	14	LOY
11.85m	6	Martin-Lechner, Michael	14	WWHS
11.31m	7	De Santis, Jordan	14	CENT
11.23m	8	Oda-Gallagher, John	14	KUP
10.73m	9	Folino, Marco	14	VMC
10.11m	10	Papich, Nik	14	SELW
9.98m	11	Esposito, Anthony	14	LOY
9.75m	12	Obrien, Dylan	14	LOY
8.48m	13	Giannakas, Jarrod	14	LMAC

[\[Top of Page\]](#) [\[Event List\]](#)

Event 31 BOYS 14-15 Discus Throw

32.16m	1	MacKenzie, Tristan	14	LOY
29.79m	2	Redguard, Lukas	14	HSB
28.38m	3	De Carlos, Matthew	14	JRHS
26.50m	4	De Santis, Jordan	14	CENT
	5	Applebaum, Dylan	14	CENT

25.22m	6	Morneau, Eric	14	WWHS
24.00m	7	Rigione, Anthony	14	LBP
23.80m	8	Obrien, Dylan	14	LOY
22.81m	9	Bethel, Harrison	14	WWHS
20.94m	10	Sirignano, Tyler Justin	14	STT
19.66m	11	Gillis, Tyler	14	RIV
16.55m				

[\[Top of Page\]](#) [\[Event List\]](#)

Event 32 BOYS 14-15 Javelin Throw

46.32m	1	Biro, Daniel	14	RIV
36.38m	2	Martin-Lechner, Michael	14	WWHS
34.25m	3	MacKenzie, Tristan	14	LOY
33.71m	4	Beauvais, Theoriwathe	14	CENT
32.47m	5	Bethel, Harrison	14	WWHS
32.19m	6	Bucci, Michael	14	PCHS
27.56m	7	Sirignano, Tyler Justin	14	STT
27.10m	8	De Biasi, James	14	JRHS
26.60m	9	Magliocco, Nick	14	PCHS
24.14m	10	Rigione, Anthony	14	LBP
22.25m	11	Obrien, Dylan	14	LOY
21.09m	12	Waldman, Daniel	14	CENT
16.82m	13	Tilli, Primo	14	LMAC

[\[Top of Page\]](#) [\[Event List\]](#)

Event 33 BOYS 16-18 100m Dash

FINALS

11.88	1	Campbell, Kadeem	16	LCC
11.99	2	Riley-Gale, Tyrone	16	LPHS
12.02	3	Karls, Spencer	16	KUP
12.16	4	Kacou, Frederick	16	STG
12.22	5	Morrissey, Lucas	16	LCC
	6	Veal, Michael	16	PCHS

12.29			
7	Ledoux, Andrew	16	HSB
12.62			
8	Benzaquen, Nathaniel	16	HZS
13.90			

[\[Top of Page\]](#) [\[Event List\]](#)

Event 34 BOYS 16-18 200m Run
FINALS

1	Campbell, Kadeem	16	LCC
24.53			
2	Riley-Gale, Tyrone	16	LPHS
24.93			
3	Morrissey, Lucas	16	LCC
25.13			
4	Karls, Spencer	16	KUP
26.23			
5	Maheswaran, Nishanth	16	RHS
26.57			
6	Lindley, Xavier	16	CENT
26.93			

[\[Top of Page\]](#) [\[Event List\]](#)

Event 35 BOYS 16-18 400m Run

1	Brunetta, Joseph	16	LCHS
56.65			
2	Von Roretz, Tim	16	ROY
58.65			
3	Matziorinis, Philippe	16	WIC
58.83			
4	Morrissey, Lucas	16	LCC
59.24			
5	McPhaden, Cameron	16	WWHS
1:00.28			
6	Galbraith, Brian	16	CENT
1:01.34			
7	Pitsikoulis, Yianni	16	KUP
1:01.76			
8	Durrani, Moneeb	16	PCHS
1:01.97			
9	Durani, Ahmed	16	PCHS
1:06.13			
10	Ha, Alain	16	CENT
1:07.86			
11	Esposito, Jason	16	LOY
1:07.98			

[\[Top of Page\]](#) [\[Event List\]](#)

Event 36 BOYS 16-18 800m Run

1	Brunetta, Joseph	16	LCHS
2:15.70			
2	Durrani, Moneeb	16	PCHS
2:21.80			
3	Pearsall, Ben	16	EMCS

2:23.90	4	Galbraith, Brian	16	CENT
2:25.40	5	Matziorinis, Philippe	16	WIC
2:28.10	6	Robertson, Coleman	16	WWHS
2:30.40	7	Dhillon, Sukhraj	16	LCHS
2:32.60	8	Durani, Ahmed	16	PCHS
2:33.70	9	Trudel, Eric	16	JRHS
2:34.60	10	Refca, James	16	LOY
2:37.90	11	Poirier, Jonathan	16	WWHS
2:44.20	12	Sissian, Joseph	16	MACD
2:58.30	13	Mansour, Mario	16	RHS
3:10.50				

[\[Top of Page\]](#) [\[Event List\]](#)

Event 37 BOYS 16-18 1500m Run

4:46.10	1	Harvey, Scott	16	LPHS
4:48.80	2	McPhaden, Cameron	16	WWHS
4:50.60	3	Digiorgio, Nick	16	LCC
4:54.30	4	Pearsall, Ben	16	EMCS
4:59.20	5	Robertson, Coleman	16	WWHS
5:13.10	6	Galbraith, Brian	16	CENT
5:19.40	7	Lamont, John	16	SELW
5:24.10	8	Dhillon, Sukhraj	16	LCHS
5:24.50	9	Forsyth, Ryan	16	LOY
5:32.40	10	Velasco, Gabriel	16	LMAC
6:09.10	11	Tremblay, Philippe	16	LOY
6:12.00	12	Sissian, Joseph	16	MACD

[\[Top of Page\]](#) [\[Event List\]](#)

Event 38 BOYS 16-18 3000m Run

10:03.10	1	Harvey, Scott	16	LPHS
10:04.44	2	Pearsall, Ben	16	EMCS
10:25.14	3	McPhaden, Cameron	16	WWHS
	4	Digiorgio, Nick	16	LCC

10:29.96	5	Robertson, Coleman	16	WWHS
10:35.52	6	Galbraith, Brian	16	CENT
10:39.32	7	Dhillon, Sukhraj	16	LCHS
11:56.51	8	Forsyth, Ryan	16	LOY
12:12.95	9	Fauteux, Samuel	16	STT
12:16.59	10	Lamont, John	16	SELW
12:42.63	11	Tremblay, Philippe	16	LOY
13:10.34	12	Sissian, Joseph	16	MACD
13:17.04				

[\[Top of Page\]](#) [\[Event List\]](#)

Event 39 BOYS 16-18 110m Hurdles

19.90	1	Pastora, Michel	16	RHS
19.90	1	Chase, Jermeel	16	MACD
19.90	1	Pacifico, Mitchell	16	LPHS
20.50	4	Martino, Marco	16	JFK
20.70	5	Bemzaquen, Nethamel	16	HZS
21.50	6	Yassa, Jeremy	16	STT
24.30	7	Refca, James	16	LOY

[\[Top of Page\]](#) [\[Event List\]](#)

Event 40 BOYS 16-18 400m Hurdles

1:04.41	1	McPhaden, Cameron	16	WWHS
1:06.74	2	Von Roretz, Tim	16	ROY
1:09.01	3	Pitsikoulis, Yianni	16	KUP
1:12.75	4	Owen, Mark	16	LCC
1:14.43	5	Refca, James	16	LOY
1:14.91	6	Bartlett, Joe	16	KUP
1:16.19	7	Pacifico, Mitchell	16	LPHS
1:17.91	8	Weber, Paul	16	WWHS

[\[Top of Page\]](#) [\[Event List\]](#)

Event 41 BOYS 16-18 4x100m Relay

1	KUPER ACADEMY A	KUP	
50.08	2	PIERREFONDS COMP HS A	PCHS
50.09	3	LINDSAY PLACE HS A	LPHS
51.26	4	CENTENNIAL ACADEMY A	CENT
51.46	5	LOWER CANADA COLLEGE A	LCC
51.53	6	ROSEMOUNT HS A	RHS
52.00	7	WESTWOOD HS A	WWHS
53.60	8	LASALLE COMMUNITY HS A	LCHS
54.57			

[\[Top of Page\]](#) [\[Event List\]](#)

Event 42 BOYS 16-18 4x400m Relay

1	PIERREFONDS COMP HS A	PCHS	
4:17.94	2	LOWER CANADA COLLEGE A	LCC
4:20.51	3	WESTWOOD HS A	WWHS
4:25.71	4	LASALLE COMMUNITY HS A	LCHS
4:26.44			

[\[Top of Page\]](#) [\[Event List\]](#)

Event 43 BOYS 16-18 High Jump

1	Brunetta, Joseph	16	LCHS	
1.76m	2	Riley-Gale, Tyrone	16	LPHS
1.76m	3	Blumenthal, Aaron	16	WIC
1.55m	4	Dedes, Anthony	16	WIC
1.55m	5	Owen, Mark	16	LCC
1.50m	6	Chase, Jermeel	16	MACD
1.50m	7	Morrissey, Lucas	16	LCC
1.50m	8	Kacou, Frederick	16	STG
1.45m	9	Poirier, Jonathan	16	WWHS
1.40m	9	McPhaden, Cameron	16	WWHS
1.40m		Bun, Juny	16	RHS
NM				

[\[Top of Page\]](#) [\[Event List\]](#)

Event 44 BOYS 16-18 Pole Vault

1.00m	1	Panetta, Jordan	16	LOY
-------	---	-----------------	----	-----

[\[Top of Page\]](#) [\[Event List\]](#)

Event 45 BOYS 16-18 Long Jump

5.40m	1	Riley-Gale, Tyrone	16	LPHS
5.37m	2	Kacou, Frederick	16	STG
5.33m	3	Ragulan, Rathies	16	PCHS
5.14m	4	Arreguin, Eduardo	16	STG
5.00m	5	Pastora, Michel	16	RHS
4.93m	6	Chase, Jermeel	16	MACD
4.89m	7	Woo, Garrett	16	LCHS
4.64m	8	Owen, Mark	16	LCC
4.40m	9	Maheswaran, Nishanth	16	RHS

[\[Top of Page\]](#) [\[Event List\]](#)

Event 46 BOYS 16-18 Triple Jump

11.00m	1	Martino, Marco	16	JFK
10.94m	2	Chase, Jermeel	16	MACD
10.44m	3	Von Roretz, Tim	16	ROY
10.11m	4	Cohen, Michael	16	SELW
9.72m	5	Arsenault, Matthew	16	STT
9.56m	6	Bemzaquen, Nethamel	16	HZS
9.39m	7	Amsden, Ryan	16	STT
8.77m	8	Leavitt, Nicholas	16	STT

[\[Top of Page\]](#) [\[Event List\]](#)

Event 47 BOYS 16-18 Shot Put

11.55m	1	Brunetta, Joseph	16	LCHS
10.58m	2	Woo, Garrett	16	LCHS
10.42m	3	Dodaro, Bruno	16	VMC
10.30m	4	Ragulan, Rathies	16	PCHS
	5	Dedes, Anthony	16	WIC

10.23m	6	Dilingham-Blais, Nick	16	WWHS
9.96m	7	Chase, Jermeel	16	MACD
9.74m	8	Brown, Jeff	16	LBP
9.58m	9	Rossi, Anthony	16	PCHS
9.40m	9	Pastora, Michel	16	RHS
9.40m	11	Benzaquen, Nathaniel	16	HZS
9.35m	12	Abraham, Michael	16	STT
9.16m	13	Kawar, James	16	RIV
8.93m	14	Derrico, Ricky	16	PCHS
8.80m	15	Barillo, Mark	16	HSB
7.63m				

[\[Top of Page\]](#) [\[Event List\]](#)

Event 48 BOYS 16-18 Discus Throw

35.26m	1	Brunetta, Joseph	16	LCHS
33.77m	2	Kimoff, Lyam	16	CENT
31.58m	3	Abraham, Michael	16	STT
27.80m	4	Dilingham-Blais, Nick	16	WWHS
27.60m	5	Latchem, Noah	16	WWHS
27.17m	6	Bianconi, Mike	16	LBP
26.45m	7	Dedes, Anthony	16	WIC
26.16m	8	Deluca, Giuseppe	16	PCHS
26.04m	9	Woo, Garrett	16	LCHS
25.87m	10	Rossi, Anthony	16	PCHS
23.71m	11	Barillo, Mark	16	HSB
22.51m	12	Derrico, Ricky	16	PCHS
16.51m	13	Mansour, Mario	16	RHS

[\[Top of Page\]](#) [\[Event List\]](#)

Event 49 BOYS 16-18 Javelin Throw

37.21m	1	Brown, Jeff	16	LBP
36.71m	2	Panetta, Jordan	16	LOY
	3	Woo, Garrett	16	LCHS

36.30m				
4	Palaci-Olgun, Marc	16		HZS
35.12m				
5	Kimoff, Lyam	16		CENT
33.29m				
6	Morrissey, Lucas	16		LCC
32.67m				
7	Latchem, Noah	16		WWHS
32.58m				
8	Barillo, Mark	16		HSB
31.84m				
9	Dedes, Anthony	16		WIC
28.44m				
10	Bemzaquen, Nethamel	16		HZS
27.00m				
11	Abraham, Michael	16		STT
25.97m				
12	Mansour, Mario	16		RHS
21.83m				
13	Daly, Seth	16		RIV
18.37m				
14	Kawar, James	16		RIV
16.98m				

[\[Top of Page\]](#) [\[Event List\]](#)

FLAG FOOTBALL PLAYOFFS 2009

5/27/2009 9:23

Juvenile Girls

Semi	Final	Champions
LPHS - 1A (home) - 28		
Monday, May 25th - 3:15pm at LPHS	LPHS - 14	
HSBHS - 2B - 6		
	Tuesday May 26th - 4:30pm at LPHS	Lower Canada College
KUPER - 2A - 6		
Thursday, May 21st - 3:45pm at LCC.	LCC. - 25	
LCC. - 1B (home) - 21		

Bantam Girls

Semi	Final	Champions
LPHS - 2nd (home) - 13		
Wednesday, May 20th - 3:45pm at Stade Hebert	LPHS - 13	
JPI - 3rd - 1		
	Tuesday May 26th - 3:15pm at LPHS	Lindsay Place High School
LAURN - 4th - 13		
Wednesday, May 20th - 2:30pm at Stade Hebert - OT	LAURN - 6	
VILLA - 1st (home) - 12		

G.M.A.A. Girls Flag Football Final Final Standings 2009

School	Games	Win	Loss	Tie	Points
Juvenile Girls "1A"					
Lindsay Place High School	6	6	0	0	12
Kuper Academy	6	3	3	0	6
John Rennie High School	6	2	4	0	4
Queen of Angels Academy	6	1	5	0	2
Juvenile Girls "1B"					
Lower Canada College	6	6	0	0	12
Howard S Billings	6	4	2	0	8
Villa Maria High School	6	2	4	0	4
Pensionnat du Saint-Nom-de-Marie	6	0	6	0	0
Bantam Girls "1A"					
Villa Maria High School	6	4	0	2	10
Lindsay Place High School	6	2	2	2	6
John Paul I High School	6	2	4	0	4
LaurenHill Academy	6	1	3	2	4

Field Lacrosse Playoffs 2009

5/29/2009 8:51

Juvenile Boys

--

HSBHS - 2nd (HOME) - 7	
Tuesday May 26th - 4:30pm	HSBHS - 0
KUPER - 3rd - 5	Championship Game
	Thursday May 28th - 4:30pm
JRHS - 4th - 6	at CJB
Tuesday May 26th - 4:30pm	CJB (home) - 8
CJB - 1st (HOME) - 7	

College Jean de Brebeuf

Field Lacrosse Final Standings 2009

1st

6/2/09 12:19 PM

School	Games	Win	Loss	Tie	Points
JB1A					
College Brebeuf	7	7	0	0	14
Howard S. Billings High School	7	6	1	0	12
Kuper Academy	7	4	3	0	8
John Rennie High School	7	4	3	0	8
Lakeside Academy	7	3	4	0	6
Centennial Academy	7	2	5	0	4
MacDonald High School	7	2	5	0	4
Lindsay Place High School	7	0	7	0	0

GMAA Outdoor Track & Field Girls Championship Meet

GMAA

Wednesday, May 13th, 2009

05/13/2009 - 05/13/2009

Meet Scores

FEMALE TEAM Age Group 11 - 13		
1	ST THOMAS HS	STT 50.000
2	ROYAL WEST ACADEMY	ROY 35.000
3	ROYAL VALE SCHOOL	RVAL 32.000
4	LINDSAY PLACE HS	LPHS 30.000
4	LOWER CANADA COLLEGE	LCC 30.000
6	VINCENY MASSEY	VMC 29.000
7	ECS	ECS 21.000
8	MACDONALD HS	MACD 18.000
9	PIERREFONDS COMP HS	PCHS 15.000
10	THE STUDY	STUD 11.000
11	JOHN PAUL 1 HS	JP1 8.000
12	JOHN RENNIE HS	JRHS 7.000
13	TRAFALGAR SCHOOL	TRAF 5.000
14	VILLA MARIA HS	VILA 4.000
14	LESTER B PEARSON HS	LBP 4.000
16	ST GEORGES	STG 3.000
17	QUEEN OF ANGELS	QAA 2.000
17	ROSEMOUNT HS	RHS 2.000
19	SACRED HEART SCHOOL	SHSM 1.000
19	WESTWOOD HS	WWHS 1.000
FEMALE TEAM Age Group 14 - 15		
1	LESTER B PEARSON HS	LBP 79.000
2	WESTWOOD HS	WWHS 44.000
3	BEURLING ACADEMY	BA 41.000
4	ROYAL WEST ACADEMY	ROY 39.000
5	SACRED HEART SCHOOL	SHSM 35.000
6	LASALLE COMMUNITY HS	LCHS 24.000
7	ECS	ECS 20.000
8	ST THOMAS HS	STT 18.000
9	QUEEN OF ANGELS	QAA 15.000
10	RIVERDALE HS	RIV 11.000
11	VINCENY MASSEY	VMC 10.000
12	JOHN RENNIE HS	JRHS 5.000
12	LINDSAY PLACE HS	LPHS 5.000
14	TRAFALGAR SCHOOL	TRAF 3.000

15	THE STUDY	STUD	1.000
15	LAURIER MACDONALD HS	LMAC	1.000
FEMALE TEAM Age Group 16 - 18			
1	THE STUDY	STUD	90.000
2	ROYAL WEST ACADEMY	ROY	40.000
3	WESTWOOD HS	WWHS	39.000
4	LASALLE COMMUNITY HS	LCHS	30.000
5	ECS	ECS	26.000
6	ST THOMAS HS	STT	15.000
7	ROSEMOUNT HS	RHS	14.000
8	JOHN RENNIE HS	JRHS	13.000
9	JOHN F KENNEDY HS	JFK	12.000
9	MACDONALD HS	MACD	12.000
11	SACRED HEART SCHOOL	SHSM	11.000
12	RIVERDALE HS	RIV	7.000
13	QUEEN OF ANGELS	QAA	6.000
14	TRAFALGAR SCHOOL	TRAF	5.000
14	BEACONSFIELD HS	BHS	5.000
16	VILLA MARIA HS	VILA	4.500
17	ST GEORGES	STG	1.500
18	LOWER CANADA COLLEGE	LCC	1.000
FEMALE INDIVIDUAL Age Group 11 - 13			
1	GRANT, ERIN	ST THOMAS HS	21.000
2	LUSTERIO-ADLER, OLIVIA	ST THOMAS HS	19.000
3	CAMPO, KATELYND	LINDSAY PLACE HS	18.000
4	YATES, LASHAUNDA	ROYAL VALE SCHOOL	17.000
5	MANN, MEGHAN	LOWER CANADA COLLEGE	14.000
6	STRACHAN, HARRIET	ECS	12.000
7	WHITE, KEYANA	ROYAL VALE SCHOOL	11.000
7	DARWENT, LEAH	LINDSAY PLACE HS	11.000
9	FRANTZ, ALISON	ROYAL WEST ACADEMY	10.000
10	MORAN, JADIZA	PIERREFONDS COMP HS	8.000
10	MILLER, ALEXIA	LOWER CANADA COLLEGE	8.000
10	ALAEI, PERSHEA	MACDONALD HS	8.000
13	LOEWEN, ALLISON	ECS	7.000
13	MARTIN, JESSICA	ROYAL WEST ACADEMY	7.000
13	CRUIKSHANK, CAYLAH	ST THOMAS HS	7.000
13	D'EUGENIO, OLIVIA	VINCENY MASSEY	7.000
13	MURRAY, LYNDSEY	JOHN RENNIE HS	7.000
18	GAGLIANO, LAURA	VINCENY MASSEY	6.000
19	KAGAN-CASSIDY, MIYA	TRAFALGAR SCHOOL	5.000
19	CHUNG, KATHRYN	ROYAL WEST ACADEMY	5.000
19	MEKALLACH, YASMINE	JOHN PAUL 1 HS	5.000
22	ALAEI, JESSICA	MACDONALD HS	4.000
22	CEFALONI, ANGELA	MACDONALD HS	4.000
22	ADAMS-KRUZE, SARAH	ROYAL WEST ACADEMY	4.000

22 SIMONEAU, REBECCA	LESTER B PEARSON HS	4.000
26 FOLINO, STEFANIA	VINCENY MASSEY	3.000
26 BLACKBURN, KELLIE	ST GEORGES	3.000
26 MASELLA, FRANCESCA	THE STUDY	3.000
26 SCIOTTO, LEANNA	VILLA MARIA HS	3.000
26 VENTRELLA, CYNTHIA	VINCENY MASSEY	3.000
26 DI SABATO, ALESSIA	JOHN PAUL 1 HS	3.000
32 SOUTH, CAROLYN	THE STUDY	2.000
32 TIBERI, EMILY	LOWER CANADA COLLEGE	2.000
32 HORVAT, EMILY	QUEEN OF ANGELS	2.000
32 BURGA-GARCIA, CLAUDIA	ROSEMOUNT HS	2.000
32 DAY, MICHELE	ECS	2.000
37 ST LOUIS, MAYCIE-ANN	LINDSAY PLACE HS	1.000
37 QUINN, MADISON	THE STUDY	1.000
37 SIMBOLI GIBBS, MELISSA	MACDONALD HS	1.000
37 SANDERS, MEGAN	ROYAL WEST ACADEMY	1.000
37 JACOBS, MARIS	SACRED HEART SCHOOL	1.000
37 MULCAHY, ALANNAH	VILLA MARIA HS	1.000
37 SINCLAIR, KAYLA	MACDONALD HS	1.000

FEMALE INDIVIDUAL Age Group 14 - 15

1 LECLERC, CATHERINE	LESTER B PEARSON HS	25.000
2 LACCONE, CHRISTINA	LASALLE COMMUNITY HS	23.000
3 CESAIRE, MARILYNE	LESTER B PEARSON HS	22.000
4 EDWARDS, MELISSA	BEURLING ACADEMY	19.000
5 BARWICK, ALISON	SACRED HEART SCHOOL	17.000
6 LAFFERTY, AMANDA	LESTER B PEARSON HS	15.000
7 RAUCH, RACHELLE	ROYAL WEST ACADEMY	13.000
8 STE MARIE, BRIANNA	ST THOMAS HS	12.000
8 ST ONGE, MELISSA	WESTWOOD HS	12.000
10 SOLOMON, ARIANA	BEURLING ACADEMY	11.000
10 RAINFORD, SHEYOMI	RIVERDALE HS	11.000
12 GOLDSTEIN, JENNIFER	ECS	9.000
12 PALIOTTI, VANESSA	SACRED HEART SCHOOL	9.000
14 SMITH, DOMINIQUE	WESTWOOD HS	8.000
15 SPATOLISANO, MELISSA	SACRED HEART SCHOOL	7.000
15 ANDREWS, KATRINA	QUEEN OF ANGELS	7.000
15 LEONE, ARIELLE	VINCENY MASSEY	7.000
18 SIMEONE, KAYLA	LESTER B PEARSON HS	6.000
19 HEBERT-VENDRAMINI, CASSANDRA	ROYAL WEST ACADEMY	5.000
19 HORVAT, MEGAN	QUEEN OF ANGELS	5.000
19 ELIAN, SABINE	ECS	5.000
19 FRANTZ, SAMANTHA	ROYAL WEST ACADEMY	5.000
23 HUNTIKER, REBECCA	WESTWOOD HS	4.000
23 TRUDEL, JACQUELINE	JOHN RENNIE HS	4.000
23 WILLIAMS, SYDNEY	ST THOMAS HS	4.000
23 HOLT-ALEXANDER, LAUREN	WESTWOOD HS	4.000

23 WONG, KATHLEEN	ROYAL WEST ACADEMY	4.000
28 KREJCIK, JESSICA	ROYAL WEST ACADEMY	3.000
28 HENDERSON-HAMILTON, CLAIRE	ROYAL WEST ACADEMY	3.000
28 SHAHBAZIAN, LAWRIE	ECS	3.000
28 KOOCHAN, JULIE	VINCENY MASSEY	3.000
28 MICHELIN, JESSICA	TRAFALGAR SCHOOL	3.000
28 STEINBERG, JILLIAN	LINDSAY PLACE HS	3.000
34 BEAULIEU, CAITLIN	ST THOMAS HS	2.000
34 LAPIERRE, ALEXA	LINDSAY PLACE HS	2.000
34 DIAS, MEAGHAN	WESTWOOD HS	2.000
34 LAURIE, JENNA	BEURLING ACADEMY	2.000
38 BEAUDIN, SUSANNA	ECS	1.000
38 ST JOHN, KRYSTAL	JOHN RENNIE HS	1.000
38 COSGROVE, CARLY	QUEEN OF ANGELS	1.000
38 FOGARTY, SINEAD	LAURIER MACDONALD HS	1.000
38 BLACKMAN, ALISHA	WESTWOOD HS	1.000
38 PESSINA, KATARINA	ECS	1.000
38 MAILHOT-PREVOST, SAMANTHA	WESTWOOD HS	1.000
38 THORNHILL, NGINA	LASALLE COMMUNITY HS	1.000

FEMALE INDIVIDUAL Age Group 16 - 18

1 DROUIN PENNEY, SARAH ANN	ROYAL WEST ACADEMY	26.000
2 LEE, CAITLIN	LASALLE COMMUNITY HS	21.000
3 SCOCTT, HAILEY	WESTWOOD HS	19.000
4 CYBULSKY, ANNA	THE STUDY	16.000
4 PAOLETTI, CLAUDIA	THE STUDY	16.000
6 DRUMMOND, KRISTEN	ROYAL WEST ACADEMY	14.000
7 YOUNG, LUCY	ECS	12.000
7 EVANS-HANNA, MARTHA	MACDONALD HS	12.000
9 GENTILE, ALEXANDRA	ROSEMOUNT HS	10.000
10 WOCKNER, HANNAH	ST THOMAS HS	9.000
10 MCINTOSH, BREAA	LASALLE COMMUNITY HS	9.000
12 TAIT, CHLOE	THE STUDY	8.000
12 STAFFORD, RAEANNE	JOHN RENNIE HS	8.000
12 PATTERSON, HOLLY	WESTWOOD HS	8.000
12 BROWN-VANDERCROUYS, ERIN	SACRED HEART SCHOOL	8.000
16 ABBOTT, SAMANTHA	RIVERDALE HS	7.000
16 HERCELES, KIM	JOHN F KENNEDY HS	7.000
16 BAUER, HELENE	THE STUDY	7.000
19 TRIGIANI, LIANE	ST THOMAS HS	6.000
19 MULLER, BRYELLE	QUEEN OF ANGELS	6.000
21 BERTOIA, CORINNE	THE STUDY	5.000
21 CASTELLANO, MARIA	THE STUDY	5.000
21 DEBRUYN, ALEXANDRA	TRAFALGAR SCHOOL	5.000
21 SHAW, CLAIRE	THE STUDY	5.000
21 GAGNE, LAUREN	JOHN RENNIE HS	5.000
21 FLANAGAN, ROCHELLE	BEACONSFIELD HS	5.000

27 SALEH, ANNIE	THE STUDY	4.000
27 PETTAN, LAURA	ROSEMOUNT HS	4.000
27 BROWN, ALEXANDRA	ECS	4.000
30 WRIGHT-CONNORS, TAYLOR	SACRED HEART SCHOOL	3.000
30 MAGONET, JESSICA	THE STUDY	3.000
30 NGUYEN, LINH	JOHN F KENNEDY HS	3.000
30 JAY, ARIEL	THE STUDY	3.000
30 DUMOUCHEL, CECILIA	ECS	3.000
35 ROMOFF, SHANNON	THE STUDY	2.000
35 MORMINA, IVANA	VILLA MARIA HS	2.000
35 NIEDERMAN, LOUSIA	ECS	2.000
35 DEBRUYN, AMANDA	THE STUDY	2.000
35 HERON, SARAH	WESTWOOD HS	2.000
35 DUBE, HAILEY	JOHN F KENNEDY HS	2.000
41 LAPIERRE, CONNIE	VILLA MARIA HS	1.500
41 HIGUERA, SILVIA	ST GEORGES	1.500
43 DAHAN, MAYA	LOWER CANADA COLLEGE	1.000
43 GOLDBERG, JORDAN	ECS	1.000
43 BERVALID, KELLY	VILLA MARIA HS	1.000

GMAA Outdoor Track & Field Girls Championship Meet

GMAA

Wednesday, May 13th, 2009

05/13/2009 - 05/13/2009

Ev# 1 GIRLS 11-13 100m Dash	GIRLS 11-13 100m Dash	Ev# 2 GIRLS 11-13 200m Run	GIRLS 11-13 200m Run
Ev# 3 GIRLS 11-13 400m Run	GIRLS 11-13 400m Run	Ev# 4 GIRLS 11-13 800m Run	GIRLS 11-13 800m Run
Ev# 5 GIRLS 11-13 1500m Run	GIRLS 11-13 1500m Run	Ev# 6 GIRLS 11-13 60m Hurdles	GIRLS 11-13 60m Hurdles
Ev# 7 GIRLS 11-13 4x100m Relay	GIRLS 11-13 4x100m Relay	Ev# 8 GIRLS 11-13 4x400m Relay	GIRLS 11-13 4x400m Relay
Ev# 9 GIRLS 11-13 High Jump	GIRLS 11-13 High Jump	Ev# 10 GIRLS 11-13 Pole Vault	GIRLS 11-13 Pole Vault
Ev# 11 GIRLS 11-13 Long Jump	GIRLS 11-13 Long Jump	Ev# 12 GIRLS 11-13 Triple Jump	GIRLS 11-13 Triple Jump
Ev# 13 GIRLS 11-13 Shot Put	GIRLS 11-13 Shot Put	Ev# 14 GIRLS 11-13 Discus Throw	GIRLS 11-13 Discus Throw
Ev# 15 GIRLS 11-13 Javelin Throw	GIRLS 11-13 Javelin Throw	Ev# 16 GIRLS 14-15 100m Dash	GIRLS 14-15 100m Dash
Ev# 17 GIRLS 14-15 200m Run	GIRLS 14-15 200m Run	Ev# 18 GIRLS 14-15 400m Run	GIRLS 14-15 400m Run
Ev# 19 GIRLS 14-15 800m Run	GIRLS 14-15 800m Run	Ev# 20 GIRLS 14-15 1500m Run	GIRLS 14-15 1500m Run
Ev# 21 GIRLS 14-15 3000m Run	GIRLS 14-15 3000m Run	Ev# 22 GIRLS 14-15 80m Hurdles	GIRLS 14-15 80m Hurdles
Ev# 23 GIRLS 14-15 400m Hurdles	GIRLS 14-15 400m Hurdles	Ev# 24 GIRLS 14-15 4x100m Relay	GIRLS 14-15 4x100m Relay
Ev# 25 GIRLS 14-15 4x400m Relay	GIRLS 14-15 4x400m Relay	Ev# 26 GIRLS 14-15 High Jump	GIRLS 14-15 High Jump
Ev# 27 GIRLS 14-15 Pole Vault	GIRLS 14-15 Pole Vault	Ev# 28 GIRLS 14-15 Long Jump	GIRLS 14-15 Long Jump
Ev# 29 GIRLS 14-15 Triple Jump	GIRLS 14-15 Triple Jump	Ev# 30 GIRLS 14-15 Shot Put	GIRLS 14-15 Shot Put
Ev# 31 GIRLS 14-15 Discus Throw	GIRLS 14-15 Discus Throw	Ev# 32 GIRLS 14-15 Javelin Throw	GIRLS 14-15 Javelin Throw
Ev# 33 GIRLS 16-18 100m Dash	GIRLS 16-18 100m Dash	Ev# 34 GIRLS 16-18 200m Run	GIRLS 16-18 200m Run
Ev# 35 GIRLS 16-18 400m Run	GIRLS 16-18 400m Run	Ev# 36 GIRLS 16-18 800m Run	GIRLS 16-18 800m Run
Ev# 37 GIRLS 16-18 1500m Run	GIRLS 16-18 1500m Run	Ev# 38 GIRLS 16-18 3000m Run	GIRLS 16-18 3000m Run
Ev# 39 GIRLS 16-18 100m Hurdles	GIRLS 16-18 100m Hurdles	Ev# 40 GIRLS 16-18 400m Hurdles	GIRLS 16-18 400m Hurdles
Ev# 41 GIRLS 16-18 4x100m Relay	GIRLS 16-18 4x100m Relay	Ev# 42 GIRLS 16-18 4x400m Relay	GIRLS 16-18 4x400m Relay
Ev# 43 GIRLS 16-18 High Jump	GIRLS 16-18 High Jump	Ev# 44 GIRLS 16-18 Pole Vault	GIRLS 16-18 Pole Vault
Ev# 45 GIRLS 16-18 Long Jump	GIRLS 16-18 Long Jump	Ev# 46 GIRLS 16-18 Triple Jump	GIRLS 16-18 Triple Jump
Ev# 47 GIRLS 16-18 Shot Put	GIRLS 16-18 Shot Put	Ev# 48 GIRLS 16-18 Discus Throw	GIRLS 16-18 Discus Throw
Ev# 49 GIRLS 16-18 Javelin Throw	GIRLS 16-18 Javelin Throw		

[\[Top of Page\]](#) [\[Event List\]](#)

Event 1 GIRLS 11-13 100m Dash

FINALS

13.95	1	Lusterio-Adler, Olivia	12	STT
14.00	2	Moran, Jadiza	12	PCHS
14.30	3	White, Keyana	12	RVAL
14.36	4	Campo, Katelynd	12	LPHS
14.43	5	D'Eugenio, Olivia	12	VMC
14.63	6	St Louis, Maycie-Ann	12	LPHS
14.78	7	Strachan, Harriet	12	ECS
14.80	8	Adams-Kruze, Sarah	12	ROY

[\[Top of Page\]](#) [\[Event List\]](#)

Event 2 GIRLS 11-13 200m Run

FINALS

28.20	1	Lusterio-Adler, Olivia	12	STT
-------	---	------------------------	----	-----

28.69	2	White, Keyana	12	RVAL
28.70	3	Darwent, Leah	12	LPHS
29.00	4	Moran, Jadiza	12	PCHS
30.70	5	Yates, Lashaunda	12	RVAL
31.50	6	Sinclair, Kayla	12	MACD

[\[Top of Page\]](#) [\[Event List\]](#)

Event 3 GIRLS 11-13 400m Run

1:04.84	1	Grant, Erin	12	STT
1:06.74	2	Frantz, Alison	12	ROY
1:06.87	3	Darwent, Leah	12	LPHS
1:12.12	4	Yates, Lashaunda	12	RVAL
1:13.09	5	Alaei, Jessica	12	MACD
1:14.56	6	Simboli Gibbs, Melissa	12	MACD
1:14.57	7	Tremblay, Katheryn	12	PCHS
1:14.87	8	Leone, Amanda	12	VMC
1:15.61	9	Cui, Jane	12	ROY
1:16.75	10	Burga-Garcia, Claudia	12	RHS
1:17.17	11	Vu, Sally	12	LBP
1:21.27	12	Robertson, Jenna	12	STT

[\[Top of Page\]](#) [\[Event List\]](#)

Event 4 GIRLS 11-13 800m Run

2:30.12	1	Grant, Erin	12	STT
2:39.62	2	Frantz, Alison	12	ROY
2:42.20	3	Miller, Alexia	12	LCC
2:45.13	4	Folino, Stefania	12	VMC
2:47.55	5	Alaei, Jessica	12	MACD
2:52.60	6	Tiberi, Emily	12	LCC
2:53.14	7	Robertson, Jenna	12	STT
2:53.15	8	Morgan, Sarah	12	STUD
2:53.44	9	Tremblay, Katheryn	12	PCHS

2:58.72	10	Orr, Jacqueline	12	STUD
2:58.81	11	Leclerc, Laura	12	TRAF

[\[Top of Page\]](#) [\[Event List\]](#)

Event 5 GIRLS 11-13 1500m Run

5:31.86	1	Grant, Erin	12	STT
5:54.86	2	Mekallach, Yasmine	12	JP1
5:56.13	3	Miller, Alexia	12	LCC
6:00.90	4	Sciotto, Leanna	12	VILA
6:05.94	5	South, Carolyn	12	STUD
6:17.24	6	Tiberi, Emily	12	LCC
6:26.23	7	Robertson, Jenna	12	STT
6:35.40	8	Aberman, Sabrina	12	LCC
6:42.11	9	Kosturik, Delaney	12	WWHS
DNF		Alaei, Jessica	12	MACD

[\[Top of Page\]](#) [\[Event List\]](#)

Event 6 GIRLS 11-13 60m Hurdles

FINALS

11.22	1	Campo, Katelynd	12	LPHS
12.46	2	Strachan, Harriet	12	ECS
12.50	3	Adams-Kruze, Sarah	12	ROY
12.58	4	Masella, Francesca	12	STUD
12.70	5	Burga-Garcia, Claudia	12	RHS
12.82	6	Quinn, Madison	12	STUD

[\[Top of Page\]](#) [\[Event List\]](#)

Event 7 GIRLS 11-13 4x100m Relay

57.40	1	PIERREFONDS COMP HS A		PCHS
59.62	2	ROYAL WEST ACADEMY A		ROY
1:00.16	3	ROYAL VALE SCHOOL A		RVAL
1:00.26	4	VINCENY MASSEY A		VMC

5	LOWER CANADA COLLEGE A	LCC
1:00.85		
6	ST THOMAS HS A	STT
1:01.32		
7	LESTER B PEARSON HS A	LBP
1:02.21		
8	THE STUDY A	STUD
1:04.26		
9	ECS A	ECS
1:04.66		
10	JOHN PAUL 1 HS A	JP1
1:06.68		
11	SACRED HEART SCHOOL A	SHSM
1:07.00		

[\[Top of Page\]](#) [\[Event List\]](#)

Event 8 GIRLS 11-13 4x400m Relay

1	VINCENY MASSEY A	VMC
4:59.71		
2	THE STUDY A	STUD
5:02.50		
3	LOWER CANADA COLLEGE A	LCC
5:03.89		
4	ROYAL WEST ACADEMY A	ROY
5:09.60		
5	ST THOMAS HS A	STT
5:10.62		
6	WESTWOOD HS JR A	WWHS
5:35.19		
7	ECS A	ECS
5:37.07		
8	SACRED HEART SCHOOL A	SHSM
5:39.64		
9	JOHN PAUL 1 HS A	JP1
5:40.95		

[\[Top of Page\]](#) [\[Event List\]](#)

Event 9 GIRLS 11-13 High Jump

1	Yates, Lashaunda	12	RVAL
1.41m			
2	Loewen, Allison	12	ECS
1.38m			
3	D'Eugenio, Olivia	12	VMC
1.35m			
4	Blackburn, Kellie	12	STG
1.30m			
5	Gagliano, Laura	12	VMC
1.30m			
6	Campo, Katelynd	12	LPHS
1.30m			
7	Day, Michele	12	ECS
1.20m			
8	Hlaelky, Valerie	12	STUD
1.20m			
9	Attar, Angela	12	ECS
1.15m			
9	Agozzino, Claudia	12	VMC
1.15m			

1.10m	11	Brais, Alice	12	SHSM
1.10m	11	Belli, Vitteria	12	STUD
NM		Gentile, Erica	12	SHSM

[\[Top of Page\]](#) [\[Event List\]](#)

Event 11 GIRLS 11-13 Long Jump

4.53m	1	Campo, Katelynd	12	LPHS
4.26m	2	Yates, Lashaunda	12	RVAL
4.22m	3	Gagliano, Laura	12	VMC
4.21m	4	Darwent, Leah	12	LPHS
4.08m	5	White, Keyana	12	RVAL
3.98m	6	D'Eugenio, Olivia	12	VMC
3.90m	7	St Louis, Maycie-Ann	12	LPHS
3.80m	8	Tiberi, Emily	12	LCC
3.56m	9	Burga-Garcia, Claudia	12	RHS
3.52m	10	Dahan, Annie	12	LCC
3.42m	11	Hlaelky, Valerie	12	STUD
2.86m	12	Williams, Krista	12	QAA

[\[Top of Page\]](#) [\[Event List\]](#)

Event 12 GIRLS 11-13 Triple Jump

8.21m	1	Strachan, Harriet	12	ECS
7.55m	2	Chung, Kathryn	12	ROY
7.46m	3	Murray, Lyndsey	12	JRHS
7.40m	4	Di Sabato, Alessia	12	JP1
7.25m	5	Day, Michele	12	ECS
6.69m	6	Jacobs, Maris	12	SHSM
6.65m	7	Le, Annie	12	JP1
6.61m	8	Ventrella, Cynthia	12	VMC
6.56m	9	Polson, Heather	12	STT
6.36m	10	Chadwick, Evelyn	12	SHSM
6.07m	11	Greenspoon, Jackie	12	LCC

5.91m	12	Trent, Daphne	12	LCC
5.84m	13	Elisli, Corina	12	ECS

[\[Top of Page\]](#) [\[Event List\]](#)

Event 13 GIRLS 11-13 Shot Put

9.51m	1	Cruikshank, Caylah	12	STT
9.38m	2	Mann, Meghan	12	LCC
8.88m	3	Cefaloni, Angela	12	MACD
8.83m	4	Murray, Lyndsey	12	JRHS
8.63m	5	Kagan-Cassidy, Miya	12	TRAF
8.46m	6	Alaei, Pershea	12	MACD
8.35m	7	Dibacco, Stephanie	12	VMC
8.16m	8	Loewen, Allison	12	ECS
7.40m	9	Ventrella, Cynthia	12	VMC
6.90m	10	Darwent, Leah	12	LPHS
6.79m	11	Greenspoon, Jackie	12	LCC
5.99m	12	Mulcahy, Alannah	12	VILA

[\[Top of Page\]](#) [\[Event List\]](#)

Event 14 GIRLS 11-13 Discus Throw

19.51m	1	Alaei, Pershea	12	MACD
19.36m	2	Lusterio-Adler, Olivia	12	STT
18.87m	3	Mann, Meghan	12	LCC
18.49m	4	Ventrella, Cynthia	12	VMC
18.04m	5	Loewen, Allison	12	ECS
16.86m	6	Mulcahy, Alannah	12	VILA
16.23m	7	Lazanis, Alexa	12	ECS
15.53m	8	Dibacco, Stephanie	12	VMC
15.17m	9	Agozzino, Claudia	12	VMC
15.05m	10	Issenman, Josephine	12	STUD
14.29m	11	Favas, Ivana	12	VILA
14.21m	12	Marimacci, Alexia	12	JP1

13.87m	13	Desiatnyk, Olivia	12	STUD
13.40m	14	Nolan, Tessa	12	STT

[\[Top of Page\]](#) [\[Event List\]](#)

Event 15 GIRLS 11-13 Javelin Throw

23.86m	1	Martin, Jessica	12	ROY
17.95m	2	Mann, Meghan	12	LCC
16.36m	3	Simoneau, Rebecca	12	LBP
15.91m	4	Kagan-Cassidy, Miya	12	TRAF
14.86m	5	Horvat, Emily	12	QAA
13.02m	6	Sanders, Megan	12	ROY
13.02m	7	Doret, Courtney	12	QAA
11.86m	8	Vu, Sally	12	LBP
11.57m	9	Alaei, Pershea	12	MACD
10.77m	10	Bourhas, Irene	12	VILA
10.43m	11	Guntherz, Olivia	12	TRAF
9.43m	12	Cefaloni, Angela	12	MACD
7.22m	13	Chadwick, Evelyn	12	SHSM

[\[Top of Page\]](#) [\[Event List\]](#)

Event 16 GIRLS 14-15 100m Dash

FINALS

13.45	1	St Onge, Melissa	14	WWHS
13.46	2	Solomon, Ariana	14	BA
13.47	3	Rainford, Sheyomi	14	RIV
14.01	4	Cesaire, Marilyne	14	LBP
14.53	5	Rauch, Rachelle	14	ROY
14.62	6	Cosgrove, Carly	14	QAA
14.77	7	Laccone, Christina	14	LCHS

[\[Top of Page\]](#) [\[Event List\]](#)

Event 17 GIRLS 14-15 200m Run

FINALS

1	Rainford, Sheyomi	14	RIV
27.54			
2	St Onge, Melissa	14	WWHS
27.93			
3	Cesaire, Marilyne	14	LBP
28.59			
4	Edwards, Melissa	14	BA
28.93			
5	Solomon, Ariana	14	BA
32.58			

[\[Top of Page\]](#) [\[Event List\]](#)

Event 18 GIRLS 14-15 400m Run

1	Edwards, Melissa	14	BA
1:08.07			
2	Cesaire, Marilyne	14	LBP
1:08.39			
3	Frantz, Samantha	14	ROY
1:08.44			
4	Lafferty, Amanda	14	LBP
1:09.88			
5	Lapierre, Alexa	14	LPHS
1:10.95			
6	Elian, Sabine	14	ECS
1:12.56			
7	Mailhot-Prevost, Samantha	14	WWHS
1:13.47			
8	Jankowski, Maya	14	ROY
1:13.53			
9	Holt-Alexander, Lauren	14	WWHS
1:13.76			
10	Owen, Mary	14	WWHS
1:14.19			
11	Laurie, Jenna	14	BA
1:14.44			
12	Bergner, Theresa	14	PCHS
1:15.94			
13	Griffiths, Erin	14	LPHS
1:16.07			
14	Boisjoli, Tayla	14	STUD
1:16.13			
15	Boaid, Julia	14	PCHS
1:19.02			

[\[Top of Page\]](#) [\[Event List\]](#)

Event 19 GIRLS 14-15 800m Run

1	Rauch, Rachelle	14	ROY
2:34.86			
2	Ste Marie, Brianna	14	STT
2:38.34			
3	Lafferty, Amanda	14	LBP
2:42.31			
4	Barwick, Alison	14	SHSM
2:44.26			
5	Laurie, Jenna	14	BA
2:53.37			
6	Fogarty, Sinead	14	LMAC

2:54.49	7	Huntiker, Rebecca	14	WWHS
2:55.52	8	Owen, Mary	14	WWHS
2:56.46	9	Boaid, Julia	14	PCHS
2:58.58	10	Williams, Sydney	14	STT
3:00.69	11	Boisjoli, Tayla	14	STUD
3:01.39	12	Marquis Hrabe, Jessica	14	WWHS
3:07.37	13	Vilanova, Natalia	14	STUD
3:08.38	14	Conde-Torres, Vanessa	14	JFK
3:13.65				

[\[Top of Page\]](#) [\[Event List\]](#)

Event 20 GIRLS 14-15 1500m Run

5:26.42	1	Ste Marie, Brianna	14	STT
5:29.44	2	Barwick, Alison	14	SHSM
5:40.87	3	Rauch, Rachelle	14	ROY
5:52.94	4	Henderson-Hamilton, Clair	14	ROY
5:52.99	5	Leone, Arielle	14	VMC
6:02.04	6	Blackman, Alisha	14	WWHS
6:06.02	7	Tooker, Kathleen	14	QAA
6:11.78	8	Williams, Sydney	14	STT
6:16.21	9	Krejcik, Jessica	14	ROY
6:18.24	10	Fogarty, Sinead	14	LMAC
6:18.25	11	Pessina, Katarina	14	ECS
6:30.06	12	Michelin, Jessica	14	TRAF
7:35.83	13	Stafanatos, Lexi	14	ECS
7:55.71	14	Shahbazian, Lawrie	14	ECS

[\[Top of Page\]](#) [\[Event List\]](#)

Event 21 GIRLS 14-15 3000m Run

12:22.33	1	Barwick, Alison	14	SHSM
12:49.35	2	Leone, Arielle	14	VMC
13:09.71	3	Williams, Sydney	14	STT
	4	Krejcik, Jessica	14	ROY

13:29.33	5	Simeone, Kayla	14	LBP
13:55.35	6	Pessina, Katarina	14	ECS
14:04.64	7	McLaren, Nicole	14	ROY
14:29.70	8	Blackman, Alisha	14	WWHS
14:44.51	9	Bernstein, Liane	14	LCC
14:44.99	10	Bond, Caroline	14	ECS
15:04.47	11	Gevas, Karina	14	WWHS
15:21.64	12	Boushard, Marisa	14	WWHS
16:04.04				

[\[Top of Page\]](#) [\[Event List\]](#)

Event 22 GIRLS 14-15 80m Hurdles

15.40	1	Leclerc, Catherine	14	LBP
15.47	2	Spatolisano, Melissa	14	SHSM
15.56	3	Andrews, Katrina	14	QAA
16.02	4	Trudel, Jacqueline	14	JRHS
16.50	5	Steinberg, Jillian	14	LPHS
16.65	6	Mailhot-Prevost, Samantha	14	WWHS
18.65	7	Diacocumacos, Eleni	14	SHSM
18.95	8	Yao, Vivianne	14	ROY

[\[Top of Page\]](#) [\[Event List\]](#)

Event 23 GIRLS 14-15 400m Hurdles

1:20.42	1	Leclerc, Catherine	14	LBP
1:22.00	2	Hebert-Vendramini, Cassan	14	ROY
1:22.37	3	Huntiker, Rebecca	14	WWHS
1:24.81	4	Shahbazian, Lawrie	14	ECS
1:25.65	5	Barwick, Alison	14	SHSM
1:28.26	6	Steinberg, Jillian	14	LPHS
1:31.57	7	Vilanova, Natalia	14	STUD

[\[Top of Page\]](#) [\[Event List\]](#)

Event 24 GIRLS 14-15 4x100m Relay

1	WESTWOOD HS JR A	WWHS
57.26	2 BEURLING ACADEMY A	BA
57.58	3 LESTER B PEARSON HS A	LBP
57.65	4 ROYAL WEST ACADEMY A	ROY
58.50	5 QUEEN OF ANGELS A	QAA
59.52	6 ECS A	ECS
59.56	7 SACRED HEART SCHOOL A	SHSM
1:02.58	8 ST THOMAS HS A	STT
1:05.70		

[\[Top of Page\]](#) [\[Event List\]](#)

Event 25 GIRLS 14-15 4x400m Relay

1	LESTER B PEARSON HS A	LBP
4:52.57	2 WESTWOOD HS JR A	WWHS
4:53.40	3 BEURLING ACADEMY A	BA
4:53.73	4 ROYAL WEST ACADEMY A	ROY
5:12.17	5 SACRED HEART SCHOOL A	SHSM
5:14.55	6 THE STUDY A	STUD
5:14.85	7 ST THOMAS HS A	STT
5:33.87		

[\[Top of Page\]](#) [\[Event List\]](#)

Event 26 GIRLS 14-15 High Jump

1	Laccione, Christina	14	LCHS
1.45m	2 Lafferty, Amanda	14	LBP
1.40m	3 Goldstein, Jennifer	14	ECS
1.40m	4 Koochan, Julie	14	VMC
1.35m	5 Dias, Meaghan	14	WWHS
1.35m	6 Thornhill, Ngina	14	LCHS
1.30m	7 Campbell, Jasmine	14	WWHS
1.25m	7 Kedzieski, Audrey	14	WWHS
1.25m	9 Barwick, Alison	14	SHSM
1.25m	10 Hebert-Vendramini, Cassan	14	ROY
1.20m	11 Jankowski, Maya	14	ROY

1.20m				
12	Diacocumacos, Eleni	14		SHSM
1.15m				

[\[Top of Page\]](#) [\[Event List\]](#)

Event 28 GIRLS 14-15 Long Jump

1	Laccone, Christina	14		LCHS
4.66m				
2	Cesaire, Marilyne	14		LBP
4.48m				
3	Solomon, Ariana	14		BA
4.43m				
4	Holt-Alexander, Lauren	14		WWHS
4.30m				
5	Edwards, Melissa	14		BA
4.28m				
6	Frantz, Samantha	14		ROY
4.16m				
7	Spatolisano, Melissa	14		SHSM
4.00m				
8	Lafferty, Amanda	14		LBP
3.99m				
9	Mivelle, Jessica	14		STT
3.94m				
10	Trudel, Jacqueline	14		JRHS
3.80m				
11	Golden, Charlotte	14		ECS
3.53m				
12	Wheatly, Katie	14		ROY
2.78m				

[\[Top of Page\]](#) [\[Event List\]](#)

Event 29 GIRLS 14-15 Triple Jump

1	Laccone, Christina	14		LCHS
9.39m				
2	Cesaire, Marilyne	14		LBP
9.19m				
3	Eliau, Sabine	14		ECS
8.78m				
4	Lafferty, Amanda	14		LBP
8.73m				
5	Spatolisano, Melissa	14		SHSM
8.18m				
6	Trudel, Jacqueline	14		JRHS
7.99m				
7	Dias, Meaghan	14		WWHS
7.69m				
8	Speak, Alexandra	14		ECS
7.38m				
9	Otoni, Leanne	14		ECS
6.99m				
10	Koochan, Julie	14		VMC
6.94m				
11	Conde-Torres, Vanessa	14		JFK
6.88m				

[\[Top of Page\]](#) [\[Event List\]](#)

Event 30 GIRLS 14-15 Shot Put

1	Edwards, Melissa	14	BA
7.75m			
2	Smith, Dominique	14	WWHS
7.70m			
3	Wong, Kathleen	14	ROY
7.62m			
4	Andrews, Katrina	14	QAA
6.86m			
5	Laccone, Christina	14	LCHS
6.86m			
6	Holt-Alexander, Lauren	14	WWHS
6.83m			
7	Pharand, Malika	14	ROY
6.46m			
8	Goldstein, Jennifer	14	ECS
6.13m			
9	Larose, Lise	14	LPHS
6.06m			
10	Greaves, Taleisha	14	BA
6.03m			
11	Cusano, Alexia	14	VMC
6.01m			
12	Musto, Briana	14	ECS
5.88m			
13	Rossiter, Julie	14	VILA
5.49m			
14	Peotto, Caitlin	14	LCC
5.47m			
15	Booth, Carolyn	14	ROY
5.44m			

[\[Top of Page\]](#) [\[Event List\]](#)

Event 31 GIRLS 14-15 Discus Throw

1	Paliotti, Vanessa	14	SHSM
22.17m			
2	Goldstein, Jennifer	14	ECS
20.96m			
3	Leclerc, Catherine	14	LBP
20.67m			
4	Smith, Dominique	14	WWHS
18.38m			
5	Beaulieu, Caitlin	14	STT
18.11m			
6	Beaudin, Susanna	14	ECS
16.76m			
7	Holt-Alexander, Lauren	14	WWHS
16.21m			
8	Wong, Kathleen	14	ROY
15.93m			
9	Musto, Briana	14	ECS
15.73m			
10	Wheatly, Katie	14	ROY
15.23m			
11	Charron, Raquel	14	RIV
14.67m			
12	St John, Krystal	14	JRHS
13.95m			
13	Rossiter, Julie	14	VILA

13.39m
14 Nichols, Simone 14 STUD
13.28m

[\[Top of Page\]](#) [\[Event List\]](#)

Event 32 GIRLS 14-15 Javelin Throw

1 Leclerc, Catherine 14 LBP
24.35m
2 Horvat, Megan 14 QAA
19.12m
3 Simeone, Kayla 14 LBP
18.83m
4 Michelin, Jessica 14 TRAF
18.37m
5 Paliotti, Vanessa 14 SHSM
16.08m
6 St John, Krystal 14 JRHS
14.75m
7 Rossiter, Julie 14 VILA
14.05m
8 Belanger, Arielle 14 QAA
12.42m
9 Diperno, Kristen 14 SHSM
12.10m
10 McLaughlin, Jessica 14 TRAF
11.87m
11 Callendar, Danielle 14 BA
11.71m
12 Beaudin, Susanna 14 ECS
11.52m
13 Phillipp, Julia 14 PCHS
11.27m
14 Malik, Sana 14 PCHS
9.93m
15 Peotto, Caitlin 14 LCC
8.90m
16 Golden, Charlotte 14 ECS
8.85m

[\[Top of Page\]](#) [\[Event List\]](#)

Event 33 GIRLS 16-18 100m Dash

FINALS

1 Herceles, Kim 16 JFK
13.97
2 Patterson, Holly 16 WWHS
14.00
3 McIntosh, Breaa 16 LCHS
14.14
4 Scoctt, Hailey 16 WWHS
14.16
5 Trigiani, Liane 16 STT
14.26
6 Flanagan, Rochelle 16 BHS
14.30
7 Zidel, Lauren 16 TRAF
14.99
8 Muller, Bryelle 16 QAA

15.15

[\[Top of Page\]](#) [\[Event List\]](#)

Event 34 GIRLS 16-18 200m Run

FINALS

28.39	1	Lee, Caitlin	16	LCHS
29.03	2	Scottt, Hailey	16	WWHS
29.13	3	Flanagan, Rochelle	16	BHS
29.27	4	Patterson, Holly	16	WWHS
31.60	5	Romoff, Shannon	16	STUD
		Herceles, Kim	16	JFK
		DQ		

[\[Top of Page\]](#) [\[Event List\]](#)

Event 35 GIRLS 16-18 400m Run

1:08.61	1	Bauer, Helene	16	STUD
1:10.43	2	Gentile, Alexandra	16	RHS
1:10.88	3	Trigiani, Liane	16	STT
1:17.51	4	Scottt, Hailey	16	WWHS
1:27.95	5	Niederman, Lousia	16	ECS
1:28.84	6	Goldberg, Jordan	16	ECS

[\[Top of Page\]](#) [\[Event List\]](#)

Event 36 GIRLS 16-18 800m Run

2:43.47	1	Young, Lucy	16	ECS
2:51.67	2	Gentile, Alexandra	16	RHS
3:00.12	3	Wockner, Hannah	16	STT
3:03.68	4	Dumouchel, Cecilia	16	ECS
3:05.34	5	Debruyne, Amanda	16	STUD
3:05.64	6	Dahan, Maya	16	LCC
3:28.43	7	Kovacs, Kathy	16	ROY

[\[Top of Page\]](#) [\[Event List\]](#)

Event 37 GIRLS 16-18 1500m Run

5:42.10	1	Drummond, Kristen	16	ROY
5:43.20	2	Young, Lucy	16	ECS
5:46.40	3	Tait, Chloe	16	STUD
6:07.90	4	Stafford, Raeanne	16	JRHS
6:15.50	5	Cybulsky, Anna	16	STUD
6:16.60	6	Heron, Sarah	16	WWHS
6:19.10	7	Magonet, Jessica	16	STUD
6:25.30	8	Dumouchel, Cecilia	16	ECS
7:03.20	9	Hirsh Pearson, Kristen	16	QAA
7:10.50	10	Ludgate, Devon	16	ECS
DNF		Meyers, Kirstey	16	JFK

[\[Top of Page\]](#) [\[Event List\]](#)

Event 38 GIRLS 16-18 3000m Run

12:52.82	1	Drummond, Kristen	16	ROY
12:58.84	2	Stafford, Raeanne	16	JRHS
13:13.09	3	Tait, Chloe	16	STUD
14:15.56	4	Magonet, Jessica	16	STUD
14:24.16	5	Dube, Hailey	16	JFK
14:27.50	6	Heron, Sarah	16	WWHS
14:45.71	7	Bertoia, Corinne	16	STUD
15:48.63	8	Ludgate, Devon	16	ECS

[\[Top of Page\]](#) [\[Event List\]](#)

Event 39 GIRLS 16-18 100m Hurdles

18.12	1	Drouin Penney, Sarah Ann	16	ROY
20.41	2	Cybulsky, Anna	16	STUD
21.99	3	Brown, Alexandra	16	ECS
22.29	4	Scocott, Hailey	16	WWHS
22.34	5	Shaw, Claire	16	STUD
22.68	6	Bertoia, Corinne	16	STUD
	7	Debruyne, Alexandra	16	TRAF

23.56

[\[Top of Page\]](#) [\[Event List\]](#)

Event 40 GIRLS 16-18 400m Hurdles

1	Cybulsky, Anna	16	STUD
1:29.14			
2	Scottt, Hailey	16	WWHS
1:30.25			
3	Bertoia, Corinne	16	STUD
1:45.14			
4	Shaw, Claire	16	STUD
1:56.90			

[\[Top of Page\]](#) [\[Event List\]](#)

Event 41 GIRLS 16-18 4x100m Relay

1	THE STUDY A		STUD
58.98			
2	WESTWOOD HS JR A		WWHS
1:05.21			

[\[Top of Page\]](#) [\[Event List\]](#)

Event 42 GIRLS 16-18 4x400m Relay

1	THE STUDY A		STUD
4:59.50			
2	WESTWOOD HS JR A		WWHS
5:06.83			
3	ECS A		ECS
5:23.32			

[\[Top of Page\]](#) [\[Event List\]](#)

Event 43 GIRLS 16-18 High Jump

1	Lee, Caitlin	16	LCHS
1.58m			
2	Drouin Penney, Sarah Ann	16	ROY
1.45m			
3	Debruyne, Alexandra	16	TRAF
1.20m			
4	Nguyen, Linh	16	JFK
1.20m			
5	Higuera, Silvia	16	STG
1.15m			
5	Lapierre, Connie	16	VILA
1.15m			
7	Shaw, Claire	16	STUD
1.15m			
	Debruyne, Amanda	16	STUD
NM			

[\[Top of Page\]](#) [\[Event List\]](#)

Event 45 GIRLS 16-18 Long Jump

1	Drouin Penney, Sarah Ann	16	ROY
4.31m			
2	McIntosh, Breaa	16	LCHS
4.17m			
3	Muller, Bryelle	16	QAA
4.07m			
4	Wright-Connors, Taylor	16	SHSM
4.02m			
5	Cybulsky, Anna	16	STUD
4.00m			
6	Jay, Ariel	16	STUD
3.82m			
7	Le, Alice	16	LMAC
3.75m			
8	Sheriffs, Megan	16	WWHS
3.63m			
9	Saleh, Annie	16	STUD
3.62m			
10	Nguyen, Linh	16	JFK
3.55m			

[\[Top of Page\]](#) [\[Event List\]](#)

Event 46 GIRLS 16-18 Triple Jump

1	Drouin Penney, Sarah Ann	16	ROY
8.60m			
2	Wockner, Hannah	16	STT
8.45m			
3	Castellano, Maria	16	STUD
8.01m			
4	Paoletti, Claudia	16	STUD
7.90m			
5	Jay, Ariel	16	STUD
7.84m			
6	Bervalid, Kelly	16	VILA
5.73m			

[\[Top of Page\]](#) [\[Event List\]](#)

Event 47 GIRLS 16-18 Shot Put

1	Lee, Caitlin	16	LCHS
8.95m			
2	Evans-Hanna, Martha	16	MACD
8.63m			
3	Pettan, Laura	16	RHS
7.84m			
4	Brown-Vandercruys, Erin	16	SHSM
7.43m			
5	Mormina, Ivana	16	VILA
6.98m			
6	Paoletti, Claudia	16	STUD
6.73m			
7	Sheriffs, Megan	16	WWHS
6.70m			
8	Small, Faiya	16	LCHS
6.65m			
9	Nguyen, Linh	16	JFK
6.61m			

6.58m	10	Berriman, Catherine	16	VILA
	11	Dahan, Maya	16	LCC
6.35m	12	Saleh, Annie	16	STUD
6.13m	13	Jay, Ariel	16	STUD
5.97m	14	Abbott, Samantha	16	RIV
5.55m				

[\[Top of Page\]](#) [\[Event List\]](#)

Event 48 GIRLS 16-18 Discus Throw

19.13m	1	Paoletti, Claudia	16	STUD
18.91m	2	Gagne, Lauren	16	JRHS
18.80m	3	Saleh, Annie	16	STUD
18.51m	4	Evans-Hanna, Martha	16	MACD
16.93m	5	Brown-Vandercruys, Erin	16	SHSM
16.42m	6	Castellano, Maria	16	STUD
16.15m	7	St John, Camille	16	JRHS
15.70m	8	Dahan, Maya	16	LCC
14.50m	9	Small, Faiya	16	LCHS
13.98m	10	Kreslin, Cristina	16	VILA

[\[Top of Page\]](#) [\[Event List\]](#)

Event 49 GIRLS 16-18 Javelin Throw

20.21m	1	Abbott, Samantha	16	RIV
19.43m	2	Paoletti, Claudia	16	STUD
17.59m	3	Evans-Hanna, Martha	16	MACD
16.98m	4	Brown-Vandercruys, Erin	16	SHSM
16.59m	5	Muller, Bryelle	16	QAA
14.95m	6	Debruyne, Alexandra	16	TRAF
13.04m	7	St John, Camille	16	JRHS
12.46m	8	Pilla, Alexia	16	ECS
12.33m	9	Duong, Jennifer	16	STG
12.24m	10	Saleh, Annie	16	STUD
11.15m	11	Gagne, Lauren	16	JRHS

10.59m	12	Dahan, Maya	16	LCC
10.58m	13	Bervalid, Kelly	16	VILA
10.10m	14	Chahal, Jasmin	16	VILA
8.55m	15	Chang, Peggy	16	ECS

[\[Top of Page\]](#) [\[Event List\]](#)

Halo 2009 Results

<u>Race#</u>	<u>H.S. 1</u>	<u>Name</u>	<u>School</u>	<u>Bib</u>	<u>Time</u>
		H. MARGIASON	WWHS JR		7.37
2		L. CRAIG	ROYAL		7.48
3		KONWAWENNENHAWI	KSS		4.55
4		D MADISON	QAA		7.58
5		K. LAUDER	QAA		8.01
6		G COLACO	ECS		8.03
7					8.04
8		M. NEGREANU	TRAF		8.16
9		L BERUBE	WWHS JR		8.21
10		L. LECLERC	TRAF		8.26
11		E. PATTERSON	WWHS JR		8.32
12		J. SIMPSON	TRAF		8.32
13					8.36
14		O. DAWE	ROYAL		8.38
15		A. AMSDEN	STT		8.39
16		T. CAPORICCI-DINUCCI	VILLA		8.43
17		M. PEIXINHO	VMC		8.55
18		K. TIBERI	STT		8.56
19		J. CUI	ROYAL		9.01
20		G. STYRIDGE	VILLA		9.01
21		M. BOYER	WWHS JR		9.04
22		C. HAINZ	WWHS JR		9.04
23		S. MAUROVITCH	TRAF		9.04
24		T. KOSS-EGYED	ROYAL		9.09
25		E. GOURDJI	STT		9.11
26		H. DAOUD	WIC		9.12
27		R. DADOUCHE	TRAF		9.16
28		M. TAKAMORI	TRAF		9.17
29		E. LANDAVERDE	VMC		9.18
30		C. BELL	RHS		9.2
31		C. HAINZ	VILLA		9.21
32		J YO	VILLA		9.24
33		D. LASRY-SHEMIE	RVALE		9.37
34		K. WHITE	RVALE		9.38
35		T. DESPOTOPOULOS	RVALE		9.38
36		S. Fiset	ROYAL		9.41
37		T. STACEY	KSS		9.41
38		D. PATEL	RVALE		9.45
39		C. GALLI	WIC		9.49
40		L. WHITE	RVALE		9.54
41		R. MCCOMBER	KSS		9.58
42		C. ELISII	ECS		9.59
43		E. NIZZOLA	ECS		9.59
44		MTL HL 10			10:00
45		K. CHO	ECS		10.19
46		A. CHAN	ROYAL		10.26
47		D. ST-JEAN	STT		10.26
48		E. DIAS-GEOFFROY	TRAF		10.28
49		M. HAMILTON	VILLA		10.36
50		J. BALL	QAA		10.38

51	E. PERRING	WIC	10.38
52	G. TKALEC	ROYAL	10.38
53	E. KREDL	ROYAL	10.42
54	A. PALLOTTA	TRAF	10.44
55	E. WAXMAN	WIC	10.46
56			10.51
57			10.52
58	T. MACKENZIE	TRAF	10.52
59	O. GUTHERZ	TRAF	10.52
60	B. RAKHEJA	ECS	10.54
61	S. CANDIDO	RVALE	11.02
62	M. SIMBOK-GIBBS	MACD	11.02
63	M. HALICKMAN	ECS	11.07
64	A. CUSANO	VMC	11.07
65	M. WONG	QAA	11.07
66			11.1
67	E. SANOUDAKIS	VMC	11.15
68	A. DIFRUSCIA	VMC	11.17
69	O. BRUZZESE	TRAF	11.17
70	A. GAVITA	VILLA	11.2
71	J. FOURNIER	RHS	11.22
72	M. COLOMBO	RHS	1.23
73	M. O'REILLY	ROYAL	11.26
74	L. DALKIN	TRAF	11.36
75	J. ST-PIERRE	VILLA	11.41
76	K. MARTINEAU	TRAF	11.57
77	A. WHITE	WIC	12.08
78	K. NORTON	KSS	12.08
79	J. JACOBS	KSS	12.09
80	T. MOTA	RHS	12.11
81			12.18
82			12.22
83	C. FUIZZOHA	VMC	12.23
84	M. HAVATY	VMC	12.26
85	N. JAMES-SAMUELS	RVALE	12.36
86	K. JOONG	ROYAL	12.36
87	A. MANGAT	WIC	12.37
88	T. NIKOLETOPOULOS	WIC	12.37
89	A. TSAROUHAS	WIC	12.41
90	A. MESSIAS	WIC	12.48
91	P. FLEISHER	WIC	12.49
92	A. STEIN	WIC	12.51
93	C. HARGRAY	ROYAL	13.13
94	F. CAMPBELL	RVALE	13.18
95	K. SANTIAGO	RVALE	13.18
96	M. ORTINS	ROYAL	13.24
97	S. RUGHANI	ROYAL	13.26
98	O. BELLISIMO	VMC	13.26
99	K. LANNETTA	VILLA	13.27
100	H. SHIN	WIC	13.37
101	L. DAMOULIANOS	WIC	13.56
102	V. CALOUDIS	WIC	13.57
103	S. SHIIN	WIC	14.19
104	S. MALHOTRA	WIC	14.32
105	E. FARIH-MEJIAS	WIC	14.59
106	V. SARACINO	VMC	15.01
107	T. ROSENBERG	WIC	15.37

108	A. RAMEAU	WIC	15.38
109	J. ORLEANS	WIC	16.16

Race# H.S. 2

<u>Place</u>	<u>Name</u>	<u>School</u>	<u>Bib</u>	<u>Time</u>
1	R. BROTMAN	ROYAL		6.46
2	H. PANDE	ROYAL		6.54
3	J. NALL	ROYAL		7.18
4	J. MILLER	SELW		7.19
5	D. LAMOND	RVALE		7.21
6	N. BEANETT	RVALE		7.39
7	N. NOBLE	RVALE		7.41
8				7.42
9	R. DUMAY	RVALE		7.42
10	M. JOHNSTON	RVALE		7.48
11	S. POTVIN	WIC		7.49
12	J. BROCHU	ROYAL		7.5
13	J. HERMAN	SELW		7.54
14	A. ATWAL	SELW		7.55
15	L. FOX	RVALE		7.58
16	V. MOREL	WIC		8.01
17	T. LANG	RVALE		8.02
18	C. SAUVE	RVALE		8.03
19	P. MELAND	WIC		8.03
20	E. MATEUS	SELW		8.05
21	M. HALICKMAN	CENT		8.26
22	M. AGOSTINELLI	ROYAL		8.26
23	S. STEIN	SELW		8.27
24	M. PATEL	RVALE		8.27
25	R. BARRETTA	SELW		8.31
26	J. MATTHEW PLOGAKIS	WIC		8.32
27	M. LOTTNER	ROYAL		8.34
28	K. KOVACS	ROYAL		8.37
29	C. LUNDELL-SMITH	SELW		8.39
30	MTL HL 3			8.4
31	M. SARLOS	SELW		8.42
32	T. JABLONSKI	SELW		8.49
33	G. PERLMAN	SELW		8.51
34	J. PERESS	SELW		8.51
35	M. KOUNADIS	SELW		8.52
36	D. MELAND	WIC		8.52
37	F. VATNSDAL	ROYAL		8.54
38	M. PHILLIPS	ROYAL		8.55
39	J. KARAM	ROYAL		8.58
40	A. CATEL	RVALE		8.59
41	A. DUPUIS	CENT		9:00
42	D. GARVIS	WIC		9.09
43	A. AZIZ	SELW		9.1
44	T. SEDHUE	WIC		9.15
45	J. JESURAJAH	RVALE		9.15
46	L. WANG	ROYAL		9.16
47	C. TROULIS			9.16
48	U-A. PAMEL	SELW		9.16
49	M. LESSENCA OLIVEROS	ROYAL		9.22
50				9.23
51	A. BRUNET	WIC		9.24
52	P. LI	WIC		9.29

53	J. SLIMOVITCH	WIC	9.31
54	N. VARVARIGOS	SELW	9.36
55	T. BITZAS	ROYAL	9.38
56	R. ALLEYNE	RVALE	9.42
57	C. CROSS	KSS	9.43
58	A. CATAROUW	WIC	9.43
59	T. TAHADE	KSS	9.53
60	A. BALOUKAS	WIC	9.54
61	Q. WANG	SELW	9.57
62	D. IACONO	SELW	9.57
63	C. RICHER LA FLECHE	SELW	9.58
64	H. JI YAO	SELW	9.58
65	O. MERSEREAU	SELW	9.59
66	M. CESARI	CENT	10.03
67	A. SKLAR	WIC	10.04
68	A. LANDSMAN	SELW	10.05
69	A. DELORMIER	KSS	10.06
70	Z. WEITZMAN	WIC	10.07
71	N. HOGUE	RVALE	10.07
72	D. GIBERT	KSS	10.07
73	P. AGARWAL	SELW	10.08
74	J. FEFER	SELW	10.25
75	B. MCLEAN	RVALE	10.3
76	B. DUNN	CENT	10.34
77	G. PARSONS	SELW	10.35
78	S. CHAMPAGNE		10.35
79	N. CLAXTON	SELW	10.36
80	S. BAXTER	SELW	10.37
81	J. DIABO	SELW	10.38
82	J. NCNIVEN	SELW	10.44
83	F. RESERA	SELW	10.47
84	J. ARSENAULT	SELW	11:00
85	C. TSE-LALONDE	SELW	11.09
86	E. CHOI	SELW	11.1
87	M. PALAYEW	SELW	11.1
88	N. DOMINIQUE	SELW	11.12
89			11.22
90	B. BEDARD	SELW	11.24
91	I. MOORE	SELW	11.33
92	A. MONTOUR	KSS	11.35
93	J. BERKSON	WIC	11.5
94	A. LUSSIER-CULLEN	RVALE	11.52
95			11.53
96	C. JAROSIEWICZ	RVALE	11.55
97	J. SITNUK	WIC	11.57
98	S. SIDDIQUI	SELW	11.59
99	B. JACOBS	KSS	12.05
100	I. BATH	WIC	12.57
101	F. SALAH	WIC	12.58
102	C. MCCLUSKEY	SELW	12.58
103	N. STAVRAKIS	SELW	13.05
104	D. KREGAR	RVALE	13.07
105	J. SMALL	SELW	13.13
106	J. OBRAND	SELW	13.26
107	J. RUMAK	WIC	13.31
108	J. KRUGER	SELW	14.03
109	J. LYNCH-STAUNTON	SELW	15.11

110	A. LASRY	SELW	15.12
111	W. BI	SELW	15.16
112	A. NGUYEN-DUONG	SELW	15.36

Race# HS 3

<u>Place</u>	<u>Name</u>	<u>School</u>	<u>Bib</u>	<u>Time</u>
1	A. FRANTZ	ROYAL		7.33
2	A. ABRAHAM	VILLA		7.36
3	M. PAPICH	STUDY		7.44
4	L. SCIOTTO	VILLA		7.49
5	C. FOURNIER	JFK		7.52
6	M. JACOBS	SHSM		7.56
7	S. MORGAN	STUDY		8.06
8	J. ORR	STUDY		8.06
9	S. BIRKS	ROYAL		8.07
10	M. YOUNG	ROYAL		8.09
11	S. ABERMAN	LCC		8.11
12	M. MURPHY	WIC		8.22
13	L. ABRAYS	WIC		8.28
14	C. HINGS	VILLA		8.33
15	P. SULLY	RVALE		8.33
16	M. MARHEBA	WIC		8.35
17	L. GAGLIANO	VMC		8.38
18	D. SHI	ROYAL		8.41
19	A. BRAWLEY	SHSM		8.41
20	K. SURA	SHSM		8.47
21	K. HOGE	ROYAL		8.47
22	O. BOUSKILL	SHSM		8.57
23	A. BDEIRA	ROYAL		8.59
24	K. BUTT	STUDY		9.11
25	S. DAWN	VILLA		9.13
26	K. MALLEY	ROYAL		9.18
27	M. KARASEK-BEREZA	STUDY		9.2
28	K. WHITMORE	TRAF		9.23
29	A. GENTILE	SHSM		9.24
30	V. YUL	VILLA		9.42
31	T. KEVIC	RVALE		9.42
32	J. DELUCILLA	SHSM		9.46
33	K. VANROOST	ROYAL		9.5
34	M. MCCOMBER	TRAF		9.52
35	K. SKICA	VILLA		9.52
36	I. RUIZ	ROYAL		9.52
37	C. BRILLON	STUDY		956
38	N. VIEIRA-LOMASNEY	WIC		9.58
39	C. GALVO	SHSM		9.59
40	S. SINGARAJAR	VILLA		10.01
41	V. NOVACK	RVALE		10.02
42	S. LESLIE	RVALE		10.05
43	M. BABINKSI	ROYAL		10.07
44	M. SAPALA	SHSM		10.17
45	C. LE	WIC		10.18
46	S. STAPEKIS	WIC		10.25
47	Z. CAI	LCC		10.31
48	N. SAVIOLIDIS	TRAF		10.49
49	A. TEASE	STUDY		10.2
50	M. SELINSKY	WIC		10.56
51	E. FREIDMAN	WIC		11:00

52	C. VENTRELLA	VMC	11.03
53	A. FAVAS	VILLA	11.03
54	K. YU	ROYAL	11.04
55	S. FOLLAND	RVALE	11.04
56	T. FRIEDMAN	WIC	11.07
57	A. BLUMER	TRAF	11.29
58	A. YIN	ROYAL	11.31
59	A. CARLUCCI	VMC	11.34
60	K. PAUL-COTE	VILLA	11.39
61	S. BROWNE	MMA	11.47
62	K. MILLS	RVALE	11.55
63	A AHAMED	ROYAL	11.55
64	K. D'ALESIO	ROYAL	11.56
65	G. THERRIAULT	SHSM	11.57
66	K. SKOTARCZYK	SHSM	12.11
67	A. FIORITO	SHSM	12.11
68	V. LAPIA	WIC	12.17
69	A. MACGIBBON	WIC	12.22
70	S. GODDARD	MMA	12.22
71	A. CLENDINNENG	MMA	12.27
72	S. BLANHAN	RVALE	12.37
73	A. CARBONE	TRAF	12.37
74	V. CAHAL	VILLA	12.38
75	C. MILLER	WIC	13.23
76	R. LITWIN	WIC	13.23
77	K. GIANNAKAKIS	MMA	13.28
78			13.44
79	MALICA	MMA	13.45
80	K DOS SANTOS	MMA	13.48
81	S COHEN FURULI	ROYAL	13.48
82	G. BARON-GOODMAN	WIC	13.54
83	M. CHEMTOB	WIC	14.03
84	A. BURGOS	RVALE	14.35
85	H. ENDLEMAN	RVALE	14.35
86	R. ST-PIERRE	MMA	14.42
87	S. MACA	VILLA	14.43
88			14.43
89			15.01
90			15.02
91	D. ROBIN	WIC	16.16
92	S. PRUPAS	WIC	16.17
93	A. COHEN	WIC	16.17
94	K. ZSRGIOTIS	WIC	17.03
95	L. BILOTTO	VMC	17.21
96	A. DASSIOS	VMC	17.21
97	J. VALENTI	VMC	17.26
98	E. ARCOBELLI	VMC	17.26

Race# HS 4

<u>Place</u>	<u>Name</u>	<u>School</u>	<u>Bib</u>	<u>Time</u>
1	E. FRANCIS	STT		6.37
2	C. COOPER	ROYAL		6.41
3	D. COOPER	ROYAL		6.41
4	J. LAVOIE	WWHS		7.05
5	R. MCLEAN	RVALE		7.1
6	F. CARTER	VMC		7.13
7	T. COTE-KING	STT		7.14

8	A. FIONE	VMC	7.16
9	C. WEGRZYN	STT	7.18
10	J. RENZI	STT	7.22
11	M. CROLL	MMA	7.25
12	A. FALGIANI	RVALE	7.26
13	D. GARBER	LCC	7.28
14			7.31
15	J. SCYANNAMBLO	VMC	7.37
16	M. DEMERS	STT	7.44
17	A. LANSARI	RVALE	7.46
18	EMILIANO M.	ROYAL	7.47
19	A. PETTEM	ROYAL	7.53
20	M. KLEIN-ROSSI	VMC	7.58
21			7.59
22	B. ELLIS	LCC	8:00
23	T. ANDESSE-KEENAN	ROYAL	8.04
24			8.04
25	Z. HOROWITZ-FENLON	WIC	8.06
26	D. INFANTINO	WIC	8.06
27	S. REUANGRITH	ROYAL	8.11
28	A. POUNDER	MMA	8.15
29	B. BOXER	WIC	8.15
30	J. BRITTAN-BAILEY	RVALE	8.2
31	K. BROUNE	RVALE	8.21
32	C. SPRACKLIN	WWHS	8.22
33	W CHANG CHIN	VMC	8.26
34			8.26
35	A. KYRIACOU	WIC	8.26
36	J. STRIZZI	RVALE	8.34
37	C. MATTICKS	ROYAL	8.39
38	R. DESAI	RVALE	8.39
39	B. MARTINEAU	JLHS	8.41
40			8.43
41	B. PHELPS	JLHS	8.46
42	A. FARAONE	JFKHS	9:00
43	A. SMOLAR	WIC	9:00
44			9.01
45	A. PONNODURAI	VMC	9.07
46	E. WOO	ROYAL	9.07
47			9.18
48	G. MASTERS	ROYAL	9.22
49			9.23
50	J. KAMALANATHON	MMA	9.25
51	J. FELDMAN	WIC	9.29
52	N. LAVOIE	WIC	9.33
53	S. TRIVILIDOS	WWHS	9.33
54	C. WANG	ROYAL	9.34
55			9.34
56	A. MCNAIR	WWHS	9.35
57	R. BAXENDINE	WIC	9.37
58	M. FRIEDMAN	WIC	9.41
59	J. DANKNER	WIC	9.43
60	D. MORTTORELLA	VMC	9.56
61	G. MONTALI	VMC	9.58
62	R. ALLEN	JLHS	9.59
63	S. KEITH	RVALE	10.04
64	R. CASTATOR	WWHS	10.43

65	A. TARDY	WIC	10.45
66	J. NUTKEVITCH	WIC	10.48
67	H. HOOD	RVALE	10.54
68	J. SHEN	ROYAL	11.28
69	S. MOSAFFA	WIC	11.32
70	J. TAYPER	MMA	11.42
71	J. ULLMAN	ROYAL	11.47
72	A. CUNNINGHAM	WIC	11.51
73	T. GALAL	WIC	11.54
74			11.54
75			11.54
76	R. MOHAN	WIC	11.59
77			11.59
78			12.1
79	D. FINDLETON	WIC	12.1
80			12.1
81	J. LEVINE	WIC	12.37
82	N. HASS	WIC	12.37
83			12.38
84	C. COLOMBO	VMC	12.4
85	J. FAGEN	WIC	12.41
86			12.55
87	J. ROSENBAUM	RVALE	13.32
88	R. SYNEAU	RVALE	13.33
89	D. OUTERLAYS	JLHS	13.34
90	C. MARK	JLHS	13.35
91	R. HUDSON	JLHS	13.37
92	F. KEARNAN	WIC	13.38
93	R. LAUFER	WIC	13.38
94	R. HOVEY	WIC	14.07
95	O. MEDVEDOVSKY	WIC	14.08
96	J. RAVINSKY	WIC	15.23

Race# HS 5

<u>Place</u>	<u>Name</u>	<u>School</u>	<u>Bib</u>	<u>Time</u>
1	A. BARWICK	SHSM		17.31
2	A THOMPSON	ROYAL		17.37
3	R. RAUCH	ROYAL		18.24
4	C, HENDERSON-HAMILTON	ROYAL		18.48
5	S. WILLIAMS	STT		19.05
6	C. LECLERC	LBPHS		19.24
7	R. SCHWARTZ	RVALE		19.31
8	S. FRANTZ	ROYAL		19.35
9	J. KREJCIK	ROYAL		19.4
10	T. GORMLEY	SHSM		19.53
11	K. YOO	VILLA		19.55
12	D. PASSARELLI	ROYAL		20.09
13	T. BOISJOLI	STUDY		20.16
14	R. ROTH	STUDY		20.17
15	S. BEAUCHAMP	VILLA		20.22
16	T. WELIKOVITCH	TRAF		20.34
17	C. MARINO	VILLA		20.36
18	A. LAFFERTY	LBPHS		20.42
19	C. MOROJANA	SHSM		20.45
20	M. CESAIRE	LBPHS		20.48
21	Z. TALAT	VILLA		20.55
22	C. BERTOIA	STUDY		21.05

23	K. SIMEONE	LBPHS	21.22
24	R. SCIOTTO	VILLA	21.24
25	C. MASUCCI	VILLA	21.55
26	C. LAVOIE	ROYAL	22:00
27	L. LAWRENCE	QAA	22.02
28	J. MAGONET	STUDY	22.11
29	K. ARCARESE	LAURN	22.12
30	R. LEVESQUE	SHSM	22.12
31	C. SNELL	SHSM	22.13
32	C. ACOSTA	LAURN	22.3
33	K. BROWN-VANDECRUYS	SHSM	22.35
34	LAURA PB	STUDY	22.38
35	M. LOGESWAYAN	MMA	22.43
36	L. STEFANATOS	ECS	22.54
37	J. GOLDBERG	ECS	22.58
38	K. FANTES	SHSM	23.2
39	S. O'BRIEN	TRAF	23.26
40	M. KOZIRIS	ROYAL	23.34
41	A. SHEPPARD	ECS	23.35
42	V. WAGNER	TRAF	23.37
43	A. NOVACK	RVALE	23.46
44	M. THIBEAULT	ROYAL	23.56
45	E. ZIMIANITIS	LAURN	23.59
46	S. CAVELLO	SHSM	24.02
47	S. GRANAE	VILLA	24.09
48	M. EBERLE	SHSM	24.13
49	S. BENOIT	SHSM	24.14
50	P. MCKAY	LAURN	24.2
51	M. SHAPIRO	ROYAL	24.24
52	S. HUNTE BAILEY	MMA	24.34
53	L. SHAHBAZIAN	ECS	24.4
54	A. PATEL	ROYAL	24.43
55	E. PERRY	SHSM	24.44
56	S. MOWATT	RVALE	24.44
57	O. PIETERS	ROYAL	24.47
58	S. LAIRY	VILLA	24.53
59	S. IBRAHIM	ECS	25.12
60	C. DEMARCHIE	ECS	25.2
61			25.2
62	C. DIFRANSESCO	QAA	25.52
63	A. MOSUK	LAURN	25.55
64	S. SONTHARAM	MMA	26.01
65	L. ZAPPITELLI	SHSM	26.04
66	J. HOANG	ROYAL	26.16
67	F. HOSSAIN	ROYAL	16.17
68	C. MCCOMBER	KSS	26.26
69	K. KOVACS	ROYAL	26.29
70	A. ANDERSON	RVALE	26.54
71	S. MARTINEZ	RVALE	26.56
72	J. LOLA	SHSM	26.59
73	K. WONG	ROYAL	26.59
74	V. LEPORE	VILLA	28.27
75	K. ZBOCH	ROYAL	29.1
76	J. CHADWICK	SHSM	29.16
77	J. SHAALAN	LAURN	29.22
78	V. DIVAFRIA	SHSM	29.39
79	G. TSOTAS	SHSM	29.4

80	X FU	ROYAL	30.16
81	J. FRAQUELLI	TRAF	30.58
82	A-GABRIELLE TREMBLAY	TRAF	30.59
83	S. WANG	ROYAL	31.16
84	M. PROULX	JFKHS	31.54
85	S. HOSSAIN	ROYAL	32.3
86	W. TANG	ROYAL	32.3
87	S. FISHER	ROYAL	32.32
88	S. RATNASINGAM	ROYAL	32.42
89	S. REUANGRITH	ROYAL	33.01
90	M. KANARAKIS	WIC	33.29
91			34.47
92	L. LAZZARA	JFKHS	36.09
93	A. AMMENDOLEA	JFKHS	37.34
94	J. BETANCUR	JFKHS	37.43
95	B. BRUZZESE	TRAF	37.44
96	J. SINGERMAN	TRAF	37.45

Race# HS 6

<u>Place</u>	<u>Name</u>	<u>School</u>	<u>Bib</u>	<u>Time</u>
1	L.E. DEMERS	ROYAL		14.31
2	B. LANDRY	CENT		15:00
3	S. LAUZE	LCC		15.14
4	J. WARD	STG		15.14
5	A. ZACARDO	VMC		15.54
6	K. SHATANI	LCC		16.02
7	F. MONTANARO	LBPHS		16.18
8	K. CLYKE	RHS		16.36
9	J. MIKELBERG	LCC		16.37
10	M. KING	ROYAL		16.51
11	MTL HL 17			16.52
12	J. MORRISON	LAURN		16.53
13	D. LONE	ROYAL		17.02
14	L. HOTTEN	RVALE		17.02
15	M. GRIZENKO-VIDA	ROYAL		17.19
16	D. DIGIORGIO	LCC		19.2
17	A. DOIRE	JLHS		17.24
18	J. REID	LAURN		27.4
19	J. BARNES	KSS		17.5
20	M. PERLMAN	SELW		18.06
21	A. AUJLA	WIC		18.09
22	D GRUDIN	ROYAL		18.22
23	M. BOWMAN	ROYAL		18.25
24	M. ESPIN	RVALE		18.38
25	N. PAPICH	SELW		18.48
26	D. APPLEBAUM	CENT		18.54
27	D ABEDI	CENT		19.05
28	MTL HL 11			19.06
29	R. MORGAN	SELW		19.06
30	C. DAVID	LAURN		19.28
31	S. MALLETT	MTL HL		19.35
32	J. IMERA	RHS		19.5
33				20.16
34	N. NANDLALL	LAURN		20.29
35	M. CHAN	LAURN		20.47
36				20.51
37				20.56

38	M. SCHRYVER	LCC	20.57
39	A ASFOUR	LAURN	21.03
40	S. JANJUA	LAURN	21.03
41	K. FUNG YIU	ROYAL	21.05
42			21.1
43	R. HUSSEY	ROYAL	21.11
44	L AIDAN	LAURN	21.35
45	D. ABRAMS	CENT	22.15
46	T. FULLERTON	STT	22.35
47	B. MONTOUR	KSS	22.36
48	F. KHAN	SELW	22.5
49	S. HAUGHTON	RVALE	22.51
50	D. D'ARNELLOS	CENT	23.12
51	P. PAUPE	CENT	23.14
52	A. BARBUCCI	CENT	23.14
53	N. KAVATHAS	CENT	23.31
54	M. MASTROGIACOMO	CENT	23.48
55	T. GRIFFIN	RVALE	23.49
56	A. DESAI	RVALE	23.49
57	M. WROBEL	ROYAL	23.55
58	M. HUI	JFKHS	24.53
59	S. BHUIYAN	ROYAL	25.03
60	M. MAIGHAL	RVALE	25.04
61	B. HUI	JFKHS	26.34
62	B. WONG	ROYAL	26.35
63	J. CHENG	ROYAL	26.42
64	C. DIABO	KSS	26.44
65	G. OMASSI	LAURN	27.53
66	R. SELVARAJAH	ROYAL	27.53
67	A. DAYANANDAN	ROYAL	27.54
68	S. MAYERS	JLHS	27.54
69			28.28
70			28.28
71	D. DIRER	CENT	28.47
72	M. PALMIERI	LAURN	29.48
73	M. LIPSON	RVALE	29.48
74	S. AHAMED	ROYAL	30.07
75	C. GEORGIADES	ROYAL	30.08
76	T. MARTINEAU	JLHS	30.21
77	A. MAURIZIO	ED. PLUS	30.33
78	M. DAO	JFKHS	30.38
79	N. FLOCARI	JFKHS	31.18

Race# HS 7 - Juv. Boys - Approx. 4.5 km

<u>Place</u>	<u>Name</u>	<u>School</u>	<u>Bib</u>	<u>Time</u>
1	S. HARVEY	LPHS		16.19
2	N. DIGIORGIO	LCC		16.32
3	R. SHU	ROYAL		16.57
4	B. GALBRAITH	CENT		16.59
5	V. PIRASATH	LAURN		18.53
6	M. JOHNSON	JLHS		18.55
7	J. LAMONT	SELW		19.1
8	V. THARSAN	LAURN		19.33
9	D. SYMON	LCC		19.36
10	A. HO	CENT		19.43
11	P. MATZIORINIS	WIC		20.27
12	C. DAVIS	LAURN		20.33

13	G. FRANK	WIC	20.34
14	R. DUPUIS	LAURN	20.42
15	C. WENER	LAURN	20.46
16	J. BRASNETT	WIC	20.5
17	J. LUM	LAURN	20.54
18	J. LEGOFF	LAURN	21.09
19	M. SINGH	LAURN	21.11
20	K. JACOBS	KSS	21.11
21	G. NOSSI	WIC	21.18
22	K. WILLIAMS	CENT	21.21
23	V. LACHAPELLE	ED PLUS	21.46
24	Z. WISE	CENT	22.18
25	M. DELOSO	JLHS	22.23
26	A. CHAO	LAURN	22.47
27	M. COHEN	SELW	22.51
28	J. KOLLA	LAURN	23.06
29	M. WILLIAMS	KSS	23.12
30	J. SISIAN	MACD	23.13
31			23.15
32	A MUSTAFA	LAURN	23.15
33	K. CULLEY	JLHS	23.4
34	S. KRISHNA	LAURN	23.47
35	SHAKOWENNENHAWE	CENT	23.55
36	N. MILLS	JLHS	24.05
37	T. WILLIAMS	JLHS	24.05
38	J. JIMMARATIE	LAURN	24.13
39	O. GRAD	ED PLUS	24.13
40	HASSAN ADI ZARABI	JLHS	24.43
41			25.25
42	M. AFTAB	LAURN	25.28
43	L. LUM	LAURN	25.29
44	HUSSAIN ADL ZARABI	JLHS	25.36
45	N. OORUTHIRAPATHY	LAURN	25.36
46	E. LARADI	ED PLUS	25.36
47	K. VASIGARAN	LAURN	26.17
48	B. HECHT	ED PLUS	26.41
49	K. HAMAD	LAURN	26.41
50	M. PATEL	LAURN	27.51
51	T. SAI	LAURN	29.14
52	K. KANDIAH	LAURN	29.15
53	E RAHMAN	LAURN	29.15
54	J AIYATHURAI	LAURN	30.38
55	B. AUDET	MMA	30.54
56	M. HABIB	LAURN	31.07
57	R. MCGRATH	JLHS	31.08
58	A. SAWI	JLHS	31.28
59	T. LORD	JLHS	31.47
60	R. PATEL	LAURN	31.48
61	M. PATEL	LAURN	35.51
62	C. ROBICHAUD	ED PLUS	38.59
63	B. THOMPSON	CONN	3.16? 39.01
64	J.C. MARKOPOULOS	ED PLUS	39.06
65	S. ARNOVITZ	ED PLUS	39.07
66	D. CYNGNIAK	ED PLUS	39.08
67	S. MANNY	ED PLUS	39.11

Race# HS 8 - Juv. Girls - 5 km

<u>Place</u>	<u>Name</u>	<u>School</u>	<u>Bib</u>	<u>Time</u>
1	K. DRUMMOND	ROYAL		22.35
2	L. YOUNG	ECS		22.49
3	C. TAIT	STUDY		23.38
4	A. VAN DER WEYDEN	ECS		23.47
5				24.57
6	T. LE	LAURN		26.15
7	L. CUROTTE	KSS		27.5
8	H. DUBE	JFKHS		28.31
9	J. DITTO	ECS		29.03
10	J. PALERMO	SHSM		29.04
11	C. DUMOUCHEL	ECS		29.23
12	J. WILDE	RVALE		29.42
13	K. MEYERS	JFKHS		29.51
14	K. PEARSON	QAA		29.56
15	A. DAM	VILLA		30.05
16	S. NOVACK	RVALE		30.05
17	A. CERULLI-KANCLLOPOULOS	SHSM		30.08
18	A. LHAMANDY	ECS		30.21
19	T. GOODLEAF	QAA		30.3
20	D. LUKYE	STUDY		31:00:00
21	A. LEPORE	VILLA		31.07
22	L. SELVANAJAH	ED PLUS		32.3
23	J. PAJEL	LAURN		32.39
24	B. MONTOUR	QAA		32.51
25	S. NOEL	TRAF		32.55
26	K. WEBSTER	TRAF		33.49
27	A. DESMOND	TRAF		35.18
28	S. LR	ROYAL		35.18
29	A. MIRIZZI	ROYAL		35.27
30	T. GUEBENLIAN	ED PLUS		37.18
31	S. MAHIPALAN	VILLA		37.21
32	S. POURNAROS	ED PLUS		37.32
33	I. FOOTE	QAA		37.34
34	S. SIVAKUMAR	VILLA		37.35
35	V. CHAN	TRAF		38.13
36	L. SEGAL	ED PLUS		40:00:00
37	E. TSITMBOS	ED PLUS		41.59
				45.11
				45.12
				54.35

Indoor Soccer Playoffs - 2008-2009

April 17, 2009

8:15:39 AM

Juvenile Boys "Div 1" 8 teams -top six make playoffs

Quarter Final	Semi Final	Final	Champions
---------------	------------	-------	-----------

First and Second place from the same section can never meet until the finals - supersedes all other playoff rules

Red - Tentative

Black-Confirmed

		1st - (Home)-RHS - 4	
	Tuesday April 7th		RHS (Home) - 5
4th - (Home) - LCCHS - 2			
Wednesday April 1st - 3:30		RVALE - 2	
5th-RVALE - 5			
			Thursday April 9th - 3:30
			Rosemount High School
			<i>Puma Game MVP: Patrick Bellissimo - RHS</i>
6th- LBPHS - 2			
Wednesday April 1st - 2:45		LBPHS - 3	
3rd - (Home) - LMAC - 1			
	Tuesday April 7th - 3:30		PCHS - 1
		2nd - (Home)- PCHS - 6	

Juvenile Boys "Div 3" 7 teams - top four make playoffs

Quarter Final	Semi Final	Final	Champions
---------------	------------	-------	-----------

First and Second place from the same section can never meet until the finals - supersedes all other playoff rules

Red - Tentative

Black-Confirmed

			FACE - 3
MMA (Home) - 3			
Monday April 6th - 3:30		JFKHS - 3	Wednesday April 15th - 3:30
LAURN - 5			FACE High School
			<i>Puma Game MVP: Nicolas Hernancez - FACE</i>
	Wednesday April 8th - 3:30		JFKHS (Home) - 1
WHS - 1			
Monday April 6th - 3:30		LAURN (Home) - 1	
FACE (Home) - 2			

Juvenile Girls "Div 1" - 10 teams - top three from each section make playoffs

Quarter Final	Semi Final	Final	Champions
---------------	------------	-------	-----------

First and Second place from the same section can never meet until the finals - supersedes all other playoff rules

Red - Tentative

Black-Confirmed

		1A - (Home) - LMAC - 4	
	Thursday April 2nd - 4:45		LMAC (Home) - 2

2B - (Home) - RVALE - 4	
Tuesday March 31st - 3:45	RVALE - 0
3A - RHS - 3	
3B - PCHS - 1	
Wednesday April 1st	VMC - 2
2A - (Home) - VMC - 2	
	Fri. April 3rd - 2:30
1B - (Home) - LCCHS - 1	

Tuesday April 7th - 2:30

Laurier MacDonald High School
Puma Game MVP: Cristina Goffredo - LMAC

VMC - 1

Midget Boys "Div 1" - 10 teams - top three from each section make playoffs

Quarter Final	Semi Final	Final	Champions
---------------	------------	-------	-----------

First and Second place from the same section can never meet until the finals - supersedes all other playoff rules

Red - Tentative
Black-Confirmed

1A - (Home) - FACE - 2	
Thursday April 2nd - 3:30	VMC - 5
2B - (Home) - LAURN - 1	
Tuesday March 31st-3:30-Jr Campus	VMC - 3
3A - VMC - 4	
	Tuesday April 14th - 3:00
3B - HSBHS - 1	
Thursday April 2nd - 3:30	LMAC - 3
2A - (Home) - LMAC - 7	
	Friday April 3rd - 3:45
1B - (Home) - LCCHS - 2	

Vincent Massey Collegiate
Puma Game MVP: Robert Sciortino - VMC

LMAC - (HOME) - 2

Bantam Boys "Div 1" - 4 teams - top three make playoffs

Semi Final	Final	Champions
------------	-------	-----------

First and Second place from the same section can never meet until the finals - supersedes all other playoff rules

Red - Tentative
Black-Confirmed

1st - (Home) - RVALE - 4	
Friday April 3rd - 3:45	Royal Vale High School
3rd - VMC - 3	<i>Puma Game MVP: Robert McLean - RVALE</i>
Monday March 30th - 2:30	LCCHS - 2
2nd - (Home) - LCCHS - 6	

Bantam Boys "Div 3" - 5 teams - top three make playoffs

Semi Final

Final

Champions

First and Second place from the same section can never meet until the finals - supersedes all other playoff rules

Red - Tentative

Black-Confirmed

1st - (Home) - LAURN - 6

Wednesday April 15th - 3:30

LaurenHill Academy

Senior Campus

Puma Game MVP: Simon Malaborsa - LAURN

3rd - FACE - 0

Tuesday April 7th - 3:15

JFKHS - 1

2nd - (Home) - JFKHS - 2

Bantam Girls "Div 1" - 5 teams - top three make playoffs

Semi Final

Final

Champions

First and Second place from the same section can never meet until the finals - supersedes all other playoff rules

Red - Tentative

Black-Confirmed

1st - (Home) - VMC - 3

Thursday April 16th - 4:00

Vincent Massey Collegiate

Puma Game MVP: Claudia Agozzino - VMC

3rd - LAURN - 0

Thursday April 2nd - 3:30

PCHS - 0

2nd - (Home) - PCHS - 3

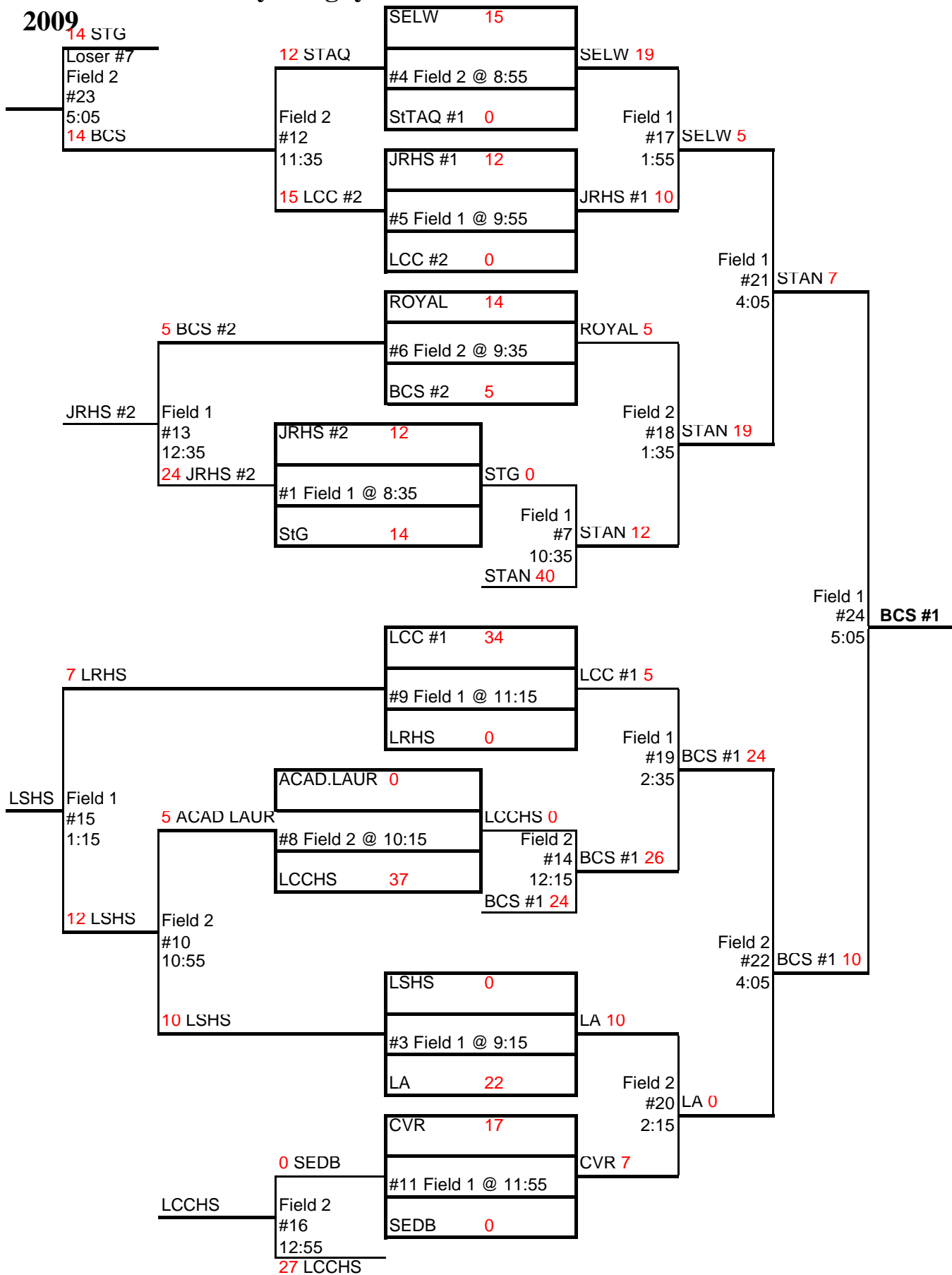
03/04/2009 8:33

School	Games	Win	Loss	Tie	Points
JB1A					
Rosemount HS	7	7	0	0	20
Pierrefonds Comprehensive HS	7	5	2	0	15
Laurier MacDonald HS	7	5	2	0	15
Lasalle Community Comp HS	7	4	3	0	12
7 Royal Vale School	7	3	4	0	9
Lester B Pearson HS	7	3	4	0	9
Lakeside Academy	7	1	6	0	4
Vincent Massey Collegiate	0	0	0	0	0
St George's School	7	0	7	0	0
JB3A					
John F Kennedy HS	6	4	2	0	12
Marymount Academy	6	4	2	0	12
LaurenHill Academy	6	4	2	0	12
6 Face High School	6	4	2	0	12
Westmount High School	6	4	2	0	12
Kells Academy	5	0	5	0	0
Beurling Academy	5	0	5	0	0
JG1A					
Laurier Macdonald High School	8	8	0	0	21
Vincent Massey Collegiate	7	5	2	0	17
8 Rosemount High School	8	4	4	0	13
Marymount Academy	7	1	6	0	3
John F Kennedy High School	8	1	7	0	3
JG1B					
Lasalle Community Comp HS	8	5	3	0	16
Royal Vale HS	8	5	3	0	15
8 Pierrefonds Comp. High School	8	4	4	0	13
LaurenHill Academy	8	3	5	0	8
Royal West Academy	8	3	5	0	8
MB1A					
Face High School	8	8	0	0	23
Laurier MacDonald High School	8	5	3	0	16
8 Vincent Massey Collegiate	8	5	3	0	14
John F Kennedy High School	8	2	6	0	7
Rosemount High School	8	0	8	0	0
MB1B					
Lasalle Community Comp HS	8	8	0	0	24
LaurenHill Academy	8	5	3	0	15
8 Howard S Billings HS	8	3	5	0	9
Westmount High School	8	2	6	0	6
Lakeside Academy	8	2	6	0	6
BB1A					
Royal Vale School	6	5	1	0	15
Lasalle Community High School	5	3	2	0	9

6	Vincent Massey High School	5	2	3	0	6
	Pierrefonds Comp HS	6	1	5	0	3
BB3A						
	LaurenHill Academy	8	7	1	0	21
	John F Kennedy High School	8	5	3	0	15
8	Face High School	8	5	3	0	15
	Marymount Academy	8	3	5	0	8
	Westmount High School	8	0	8	0	1
BG1A						
	Vincent Massey Collegiate	7	6	1	0	19
	Pierrefonds Comp HS	8	6	2	0	18
8	LaurenHill Academy	8	5	3	0	14
	Rosemount High School	7	2	5	0	6
	John F Kennedy HS	8	0	8	0	0

GMAA Juvenile Boys Rugby 7's

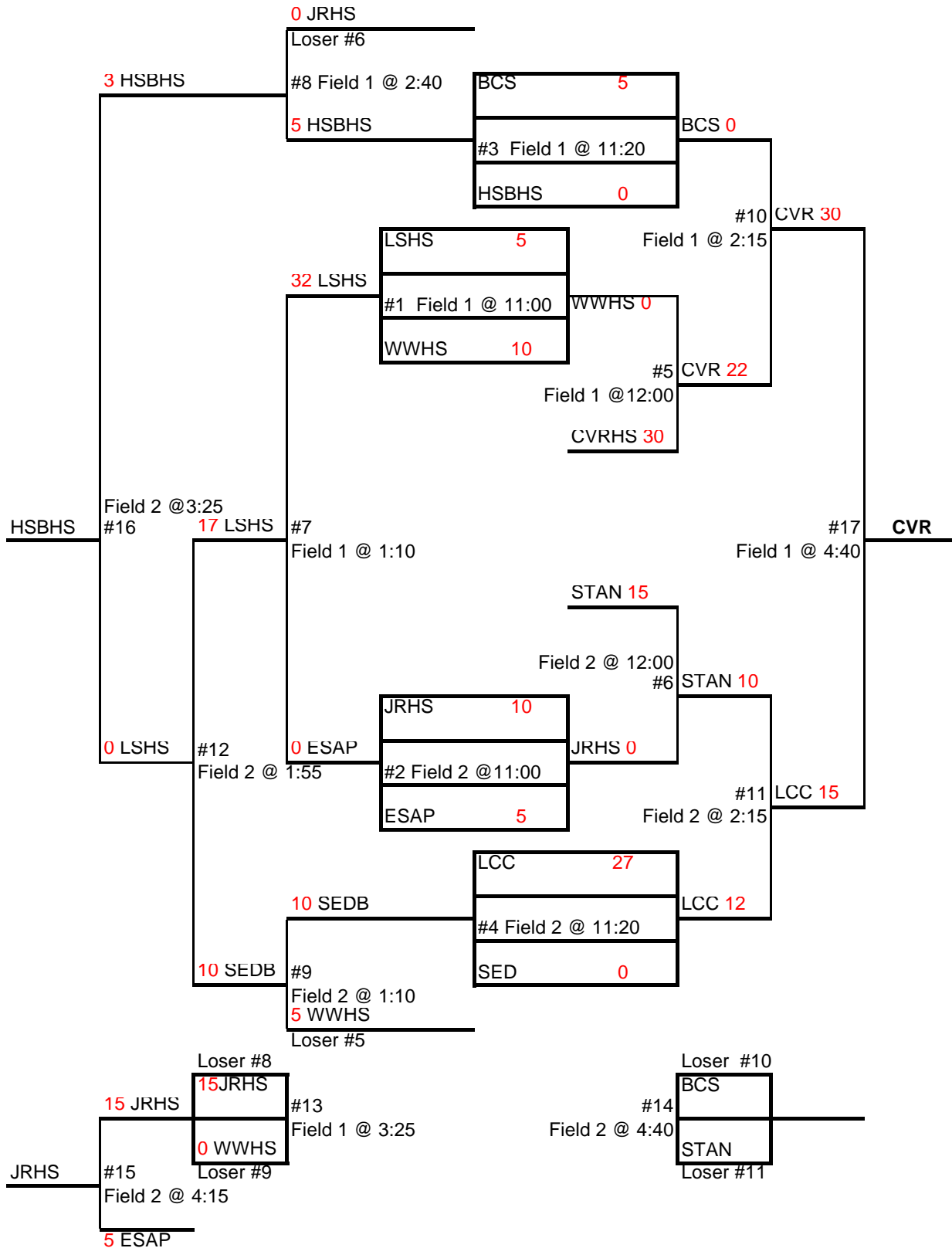
2009



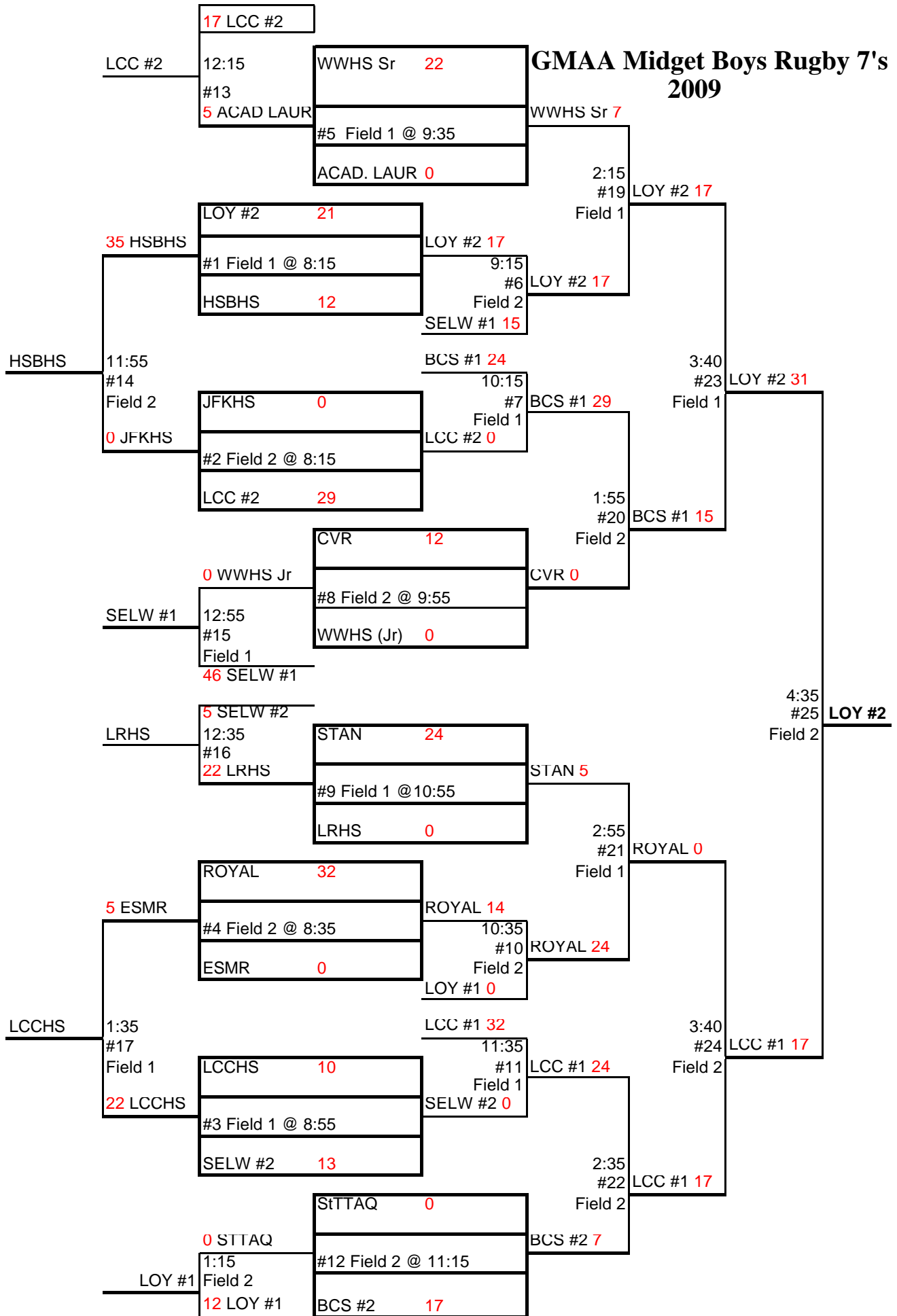
GMAA Juvenile Girls Rugby 7's

Friday, May 1st, 2009

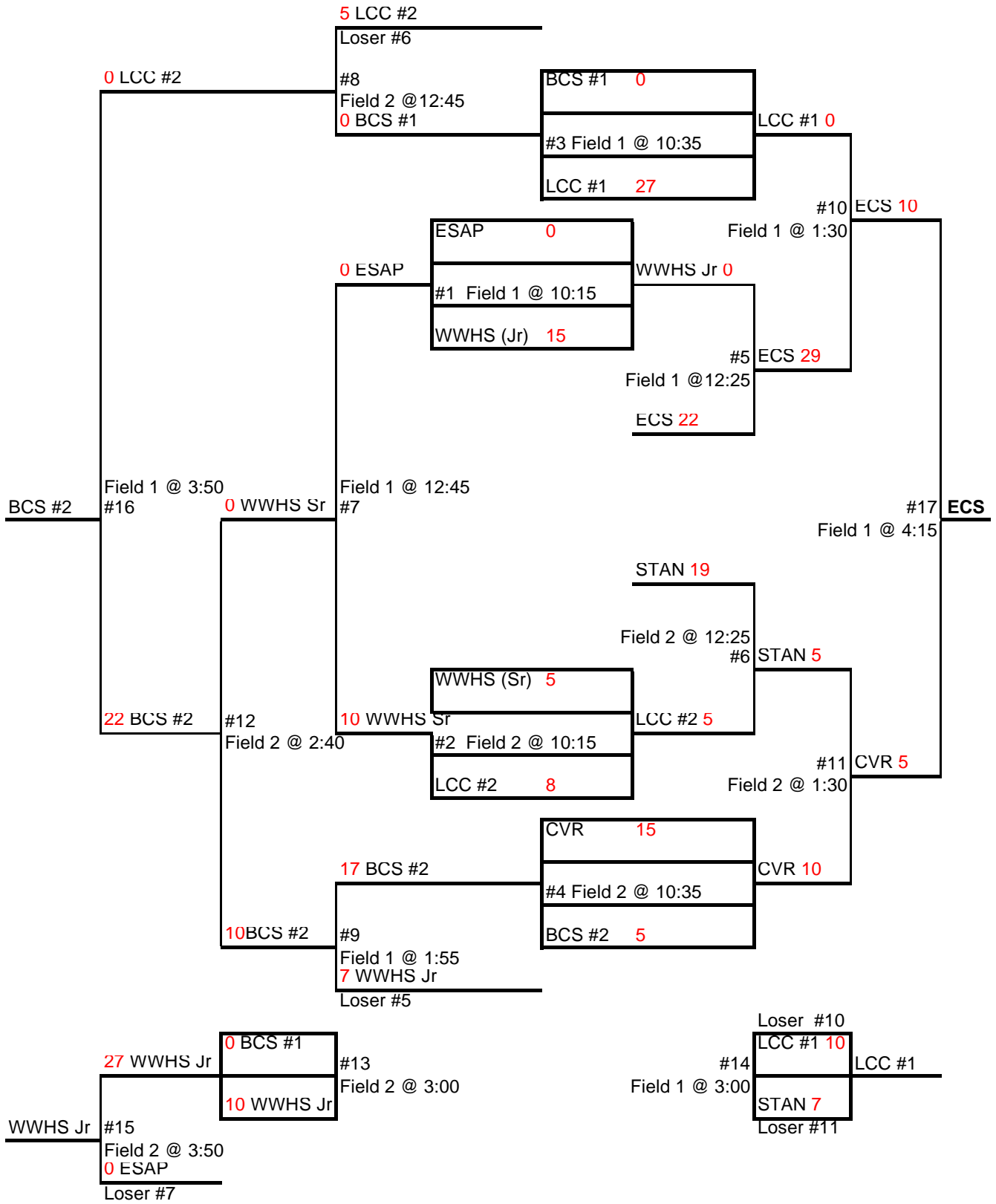
REVISED



GMAA Midget Boys Rugby 7's 2009



GMAA Midget Girls Rugby 7's
Friday, May 1st, 2009
REVISED TIMES



G.M.A.A. Rugby 15's 2008-09 Championships

6/3/2009 14:05

Juvenile Boys "1A"

Final Champions

LCC - 1A (home) - 24

Championships

P12 - Wednesday, May 27th, 2009
5:00pm at LCC

Lower Canada College

STT - 2A - 0

Juvenile Boys "3A"

Top 2 teams from A & B - 4 teams total

Semi Final Final Champions

LPHS - 1A (home) - 26

P3 - Mon, May 25th - 4:45pm
at LPHS

LPHS (home) - 12

LCCHS - 2B - 17

Championships

P16 - Thursday, May 28th, 2009 - 4:15pm
at LPHS

Lakeside Academy

JRHS - 2A - 12

P4 - Mon, May 25th - 4:15pm

LA - 17

LA - 1B (home) - 26

**LPHS won coin toss

Juvenile Girls "1A"

STT - LCC - CVR

Semi Final Champions

LCC - 1st seed (home) - 5

CVR - 3rd seed - 18

Championships
P15 - Thursday, May 28th, 2009 - 5:30pm
at Ed Meagher

Chateauguay Valley Regional HS

P7 - Mon, May 25th - 4:30pm
at St Thomas

CVR - 20

STT - 2nd seed (home) - 0

Juvenile Girls "3A"

Top 2 teams from A - B - C - 6 teams total - 1st and 2nd place from the same section cannot meet until the Finals

Quarter Semi Final Champions

ROYAL - 4th seed (home) - 31

P1 - Thurs, May 21st - 5:00pm - DH
at Ed Meagher

ROYAL - 12

LPHS - 6th seed - 14

P8 - Tues. May 26th - 4:15pm
at BHS

ROYAL - 5

BHS - 1st seed (home) - 7

Championships

P17 - Friday, May 29th, 2009 - 4:30pm
at Lower Canada College

Miss Edgars and Miss Cramps

ECS - 2nd seed (home) - 44

JRHS - 5th seed - 0

P9 - Tues. May 26th - 4:15pm
at Ed Meagher

ECS (home) - 34

P2 - Thurs, May 21st - 4:45pm
at HSBHS - def

HSBHS - 5

HSBHS - 3rd seed (home) - 2

Midget Boys 1

Final

Champions

LOY - 1A (home) - 7

Championships
P11 - Wednesday, May 27th, 2009
3:30pm at LCC

St Thomas High School

STT - 2A - 16

Midget Boys 3

Final

Champions

LCC. - 1A (home) - 17

Championships
P13 - Wed, May 27th - 3:30pm
at LCC Field 2

Lower Canada College

ROYAL - 2A - 11

Midget Girls "1A"

Final

Champions

CVR - 1A (home) - 10

Championships
P14 - Thursday, May 28th - 4:00pm
at Ed Meagher

Chateauguay Valley Regional HS

STT - 2A - 5

Bantam Boys 1

Semi Final

Final

Champions

STT - 1A (home) - 10

P5 - Friday, May 29th - 4:30pm
at St Thomas

STT - 5

LOY - 2B - 5

Championships
P10 - Monday, June 1st, 2009 - 2:00pm
at McGill Stadium

Selwyn House School

LPHS - 2A - 0

P6 - Thurs, May 28th - 3:00pm
at Concordia University Stadium

SELW (home) - 10

SELW - 1B (home) - 36

G.M.A.A. Rugby 15's Final Standings 2009

6/2/2009 12:19						
	School	Games	Win	Loss	Tie	Points
Juvenile Boys "1-A"						
5	Lower Canada College	5	5	0	0	10
	St. Thomas High School	5	4	1	0	8
	Chateauguay Valley Regional High School	5	3	2	0	6
	Beaconsfield High School	4	1	3	0	2
	Loyola High School	5	1	4	0	2
	Selwyn House School	4	0	4	0	0
Juvenile Boys "3-A"						
5	Lindsay Place High School	5	5	0	0	10
	John Rennie High School	5	4	1	0	8
	Kuper Academy	5	3	2	0	6
	Westwood High School	5	2	3	0	4
	Macdonald High School	5	1	4	0	2
	Riverdale High School	5	0	5	0	0
Juvenile Boys "3-B"						
6	Lakeside Academy	6	6	0	0	12
	Lasalle Community Comprehensive HS	6	4	2	0	8
	Laurier Senior High School	6	3	3	0	6
	Royal West Academy	6	3	3	0	6
	College Jean de Brebeuf	5	2	3	0	4
	Heritage Regional High School	6	2	4	0	4
	Centennial Academy	5	0	5	0	0
Juvenile Girls "A"						
5	St. Thomas High School	5	5	0	0	10
	Beaconsfield High School	5	4	1	0	8
	John Rennie High School	5	3	2	0	6
	Westwood High School	5	2	3	0	4
	Riverdale High School	5	1	4	0	2
	MacDonald High School	5	0	5	0	0
Juvenile Girls "B"						
	Lower Canada College	5	5	0	0	10
5	ECS	5	4	1	0	8
	Royal West Academy	5	3	2	0	6
	Laurier Senior High School	5	2	3	0	4
	Lakeside Academy	5	1	4	0	2
	Villa Maria High School	5	0	5	0	0
Juvenile Girls "C"						
5	Chateauguay Valley Regional High School	5	5	0	0	10
	Howard S. Billings High School	5	3	1	1	7
	Lindsay Place High School	5	2	3	0	4
	Heritage Regional High School	5	2	3	0	4
	Centennial Regional High School	5	1	3	1	3
	Ecole Secondaire Arthur Pigeon	5	1	4	0	2

Midget Boys "1A"

4	Loyola High School	4	4	0	0	8
	St. Thomas High School	4	2	2	0	4
	West Island College	4	0	4	0	0

Midget Boys "3A"

4	Lower Canada College	4	4	0	0	8
	Royal West Academy	4	3	1	0	6
	Westwood High School	4	2	2	0	4
	Lindsay Place High School	4	1	3	0	2
	Macdonald High School	4	0	4	0	0
	Howard S Billings HS	0	0	0	0	0

Midget Girls "1A"

6	Chateauguay Valley Regional High School	6	6	0	0	12
	St. Thomas High School	6	4	2	0	8
	Royal West Academy	6	2	4	0	4
	Beaconsfield High School	6	0	6	0	0

Bantam Boys "1A"

6	St. Thomas High School	6	5	1	0	10
	Lindsay Place High School	6	4	2	0	8
	West Island College	6	3	3	0	6
	Westwood High School	6	0	6	0	0

Bantam Boys "1B"

4	Selwyn House School	4	4	0	0	8
	Loyola High School	4	3	1	0	6
	Royal West Academy	4	2	2	0	4
	Lower Canada College	4	1	3	0	2
	LaurenHill Academy	4	0	4	0	0

Touch Football Playoffs 2009

5/29/2009 8:53

<i>Semis</i>	<i>Juvenile Girls Division I Finals</i>	<i>Champions</i>
PCHS (Home) - 0		
Wednesday May 20th - 4:00	LCCHS - 14	
LCCHS - 7		
	Tuesday May 26th at PCHS - 5:15	LaSalle Community Comprehensive HS
WWHS - 0		
Wednesday May 20th - 3:00 at Kent Park	SHSM - 7	
SHSM (Home) - 6		

<i>Semis</i>	<i>Juvenile Girls Division 3 Finals</i>	<i>Champions</i>
ECS (Home) - 1		
Tuesday May 26th-4:15	ECS - 1	
LAURN - 0		
	Thursday May 28th at Murray Hill Park - 4:30	Trafalgar School
TRAF - 12		
Wednesday May 20th - 3:45-at Murray Hill	TRAF - 9	
STUDY (Home) - 1		

<i>Semis</i>	<i>Midget Girls Division I Finals</i>	<i>Champions</i>
1st-WWHS (Home) - 37		
Thursday May 21st - 4:00-Senior Campus	WWHS - 15	
4th-QAA - 0		
	Tuesday May 26th at PCHS - 4:00	Westwood High School
3rd-SHSM - 6		
Friday May 22nd - 4:00	HSBHS - 7	
2nd-HSBHS (Home) - 19		

<i>Semis</i>	<i>Bantam Girls Division I Finals</i>	<i>Champions</i>
KUPER (Home) - 6		
Wednesday May 20th - 4:00-Parc Benevoles	SHSM - 8	
SHSM - 20		

Tuesday May 26th
at PCHS - 4:00

Beurling Academy

PCHS - 6

Thursday May 21st - 4:00-at Queen Elizabeth

BA - 16

BA (Home) - 7

GMAA Girls Touch Football Final Standings 2007-2008

5/20/09 8:27 AM

#REF!

	School	Games	Win	Loss	Tie	Points
Juvenil						
6	Pierrefonds High School	6	6	0	0	12
	Westwood High School	6	4	2	0	8
	MacDonald High School	6	1	5	0	2
	West Island College	6	1	5	0	2
Juvenil						
6	Sacred Heart School of Montreal	6	6	0	0	12
	Lasalle Community Comp HS	7	4	3	0	8
	Beurling Academy	7	3	4	0	6
	Bialik High School	6	0	6	0	0
Juvenil						
8	ECS	8	7	1	0	14
	Trafalgar School	8	7	1	0	14
	James Lyng High School	8	3	5	0	6
	Rosemount High School	7	2	5	0	4
	John F. Kennedy High School	7	0	7	0	0
Juvenil						
6	The Study	6	6	0	0	12
	LaurenHill Academy	6	4	2	0	8
	Royal West Academy	6	2	4	0	4
	Centennial Academy	6	0	6	0	0
Midget						
7	Westwood High School	7	6	1	0	12
	Howard S Billings HS	7	6	1	0	12
	Sacred Heart School	7	6	1	0	12
	Queen of Angels Academy	7	4	3	0	8
	Face High School	7	2	5	0	4
	Trafalgar School	7	2	5	0	4
	West Island College	7	1	6	0	2
	Lower Canada College	7	1	6	0	2
Banta						
6	Kuper Academy	6	5	1	0	10
	Pierrefonds High School	6	4	2	0	8
	Westwood High School	6	3	3	0	6
	West Island College	6	0	6	0	0
Banta						
5	Beurling Academy	4	4	0	0	8
	Sacred Heart School	5	4	1	0	8
	Villa Maria High School	5	2	3	0	4
	Bialik High School	5	2	3	0	4
	Lower Canada College	5	1	3	1	3
	Face High School	4	0	3	1	1

GMAA Girls Tennis Results 2009

Teams:

Bantam	Gold	Miss Edgar's & Miss Cramps School
	Silver	The Study
Midget	Gold	Miss Edgar's & Miss Cramps School
	Silver	Lower Canada College
Juvenile	Gold	Lower Canada College
	Silver	Miss Edgar's & Miss Cramps School / Queen of Angels Academy

Doubles

Bantam	Gold	Carley Sambrook / Georgia Takacsy - STUDY
	Silver	Dominique Buchanan / Chloé Stroll - ECS
	Bronze	Andeé Goldstein / Simone Cullen - ECS
Midget	Gold	Aline Asfour / Stephanie Rafie - SHSM
	Silver	Jennifer Goldstein / Fabia Lisio - ECS
	Bronze	Laura Hallward / Leila Cattelan - STUDY
Juvenile	Gold	Kristina Pivniki / Charlotte Dab - TRAF
	Silver	Annie Saleh / Amanda Debruyne - STUDY
	Bronze	Katia Bichar / Elyse L'Espérance - ECS

Singles

Bantam	Gold	Mikaela Papich - STUDY
	Silver	Lara Stefanatos - ECS
	Bronze	Katya Molson - ECS
Midget	Gold	Emily Garfinkle - LCC
	Silver	Sarah Gorski - ECS
	Bronze	Julia Mashaal - ECS
Juvenile	Gold	Shannon Gregory - QAA
	Silver	Kathleen Paradis - SHSM
	Bronze	Laura Aziz - LCC

GMAA Boys Tennis Results 2009

Teams:

Bantam	Gold	Kuper Academy
	Silver	LaurenHill Academy
Midget	Gold	Lower Canada College

	Silver	Loyola High School
Juvenile	Gold	Lower Canada College
	Silver	Selwyn House

Doubles

Bantam	Gold	Zack Pancer / Ethan Itzkovitz - BIAL
	Silver	Ari Drazen / Nathanel Sebbag - HA
	Bronze	Eyal Derhy / Mathew Rothpan - HzS
Midget	Gold	Adam Dahan / Jonathan Ovahnoun - HA
	Silver	Jamie Colavincenzo / Matthew Shanahan - LOY
	Bronze	Jeremy Azemcot / Jordan Oleil - HZS
Juvenile	Gold	Jeremy Kovac / Brian Leiberman - HZS
	Silver	Justin Lackman / Micah Elbaz- BIAL
	Bronze	Howard Cohen / Ben Kepes - LCC

Singles

Bantam	Gold	Yanni Lambropolous - LAURN
	Silver	Pirianthon Sinnathurai - LAURN
	Bronze	Mark Apostolov - KUPER
Midget	Gold	Gregory Benheim - LCC
	Silver	Kenya Shatani - LCC
	Bronze	Jack Olin - ROYAL
Juvenile	Gold	Philip Prucha - VMC
	Silver	Jack Milroy - LCC
	Bronze	Misha Jackson - ROYAL