

GMAA Cross Country Run Results 2016**Bantam Girls - 2km**

Place	First Name	Last Name	School	Bib #	Time
1	Amaya	Sastron-Navarette	SHSM	458	8.35
2	Sarah	Fulton-Kennedy	STT	473	8.36
3	Maggie	Robertson	STT	470	8.49
4	Caileigh	Bates	ROYAL	426	8.52
5	Emma	Rhodes	ROYAL	435	8.53
6	Voctoria	Hason	STUDY	489	8.56
7	Tessa	Hason	STUDY	487	9.07
8	Sarah	Klein	ROYAL	452	9.09
9	Caitlin	Fulton-Kennedy	STT	467	9.13
10	Emma	Ruscitto	VMC	512	9.14
11	Skye	Paoloni	HSBHS	540	9.17
12	Zoe	Shaw	WHS	522	9.21
13	Cierra	VanRoost	WHS	520	9.23
14	Cameron	Sears	HSBHS	539	9.24
15	Ella	Ivanovici	STUDY	479	9.26
16	Mathilde	Galipault	VILLA	504	9.30
17	Kaitlyn	Rozon	BHS	600	9.31
18	Jessica	Tzanetatos	KUPER	345	9.35
19	Jessica	Hyland	LCC.	418	9.36
20	Matilde	Charron	FACE	598	9.38
21	Nayla	Nocera	VMC	514	9.41
22	Witha	Goodleaf	KUPER	403	9.42
23	Samantha	Morello	ROYAL	451	9.43
24	Magali	Shimotakahara	ROYAL	445	9.44
25	Sophia	Jeronic	ROYAL	454	9.46
26	Eliana	Eisenberg	HA	310	9.48
27					9.53
28	Sonja	Polkki	ROYAL	590	9.56
29	Emma	Tasillo	JP1	322	9.57
30	Kaila	Diabo	KUPER	346	9.58
31	Mira	Taylor	LA	406	9.59
32	Reese	Wereley	SHSM	465	10.00
33	Casandra	Baldry	SHSM	460	10.03
34	Sophie	Higgins	STUDY	485	10.04
35	Carmelina	Pietromanco	ROYAL	428	10.05
36	Liana	Cianci	SHSM	462	10.05
37	Emma	Gregory	VILLA	496	10.10
38	Leah	Anson	ROYAL	442	10.11
39	Chloee	Lavoie	FACE	273	10.12
40	Sarit	Kang-Auger	STUDY	484	10.13
41	Clara	Hogue	VILLA	494	10.14
42	Tashantei	Williams	LAURN	415	10.15
43	Emily	Santillo	ROYAL	433	10.16
44	Meaghan	Casey	KUPER	349	10.19
45	Patricia Rose	Brisebois	STUDY	482	10.20

46	Reese	Irgang	ROYAL	449	10.21
47	Lacey	Baillairge	ROYAL	441	10.22
48	Anna	Gordon	STUDY	478	10.23
49	Laurianne	Bergeron	FACE	284	10.24
50	Emily	Christie	SHSM	461	10.28
51	Jamie	De Luca	LA	405	10.31
52					10.34
53	Hailey	Leroux	JP1	323	10.37
54	Elisa	Abergel	ROYAL	432	10.38
55	Guya	Abou Nader	VILLA	499	10.43
56	Beatriz	Artmann-Sherren	ROYAL	425	10.44
57	Angelina	Prasad	LAURN	407	10.45
58	Isabelle	Miron	KUPER	344	10.46
59	Eloise	Latreille	KUPER	341	10.47
60	Anna	Moscato	RHS	532	10.48
61	Samantha	Nicholson	JRHS	333	10.49
62	Viasli	Kandiah	JP1	332	10.50
63	Alexandra	Ruffolu	VMC	515	10.51
64	Giullia	Geraci	VMC	511	10.52
65	Vanessa	Salvagio	JP1	331	10.55
66	Pariss	Wani	RVALE	457	10.56
67	Nina	Barry	ROYAL	447	10.57
68	Jordyn	Goodleaf	KSS	336	10.58
69	Sylvia	White	KUPER	402	10.59
70	Sophia	Von Bauer	WWHS	530	11.00
71	Lola	Raimbert	ROYAL	443	11.01
72	Abigail	Ritchie	STUDY	475	11.02
73	Emma	Richard-Polidoro	STUDY	480	11.03
74	Isabella	Rutenberg	STUDY	481	11.07
75	Amanda	Mitchel	LA	404	11.08
76	Tara	Seirafi	STUDY	486	11.09
77					11.10
78	Catherine	Barnes	ROYAL	430	11.11
79	Kayla	Corenzo	JP1	324	11.15
80	Zenia	Ichkhan	ROYAL	455	11.16
81	Caroline	Morris	ROYAL	429	11.18
82	Camrynn	Platt	ROYAL	427	11.21
83	Erika	Crispo	JP1	546	11.22
84	Dalila	Nisensen	FACE	274	11.23
85	Emilie	Caron	KUPER	342	11.24
86					11.26
87	Amy	Upton	WWHS	526	11.28
88	Jennifer	Heaton-Ellis	BA	257	11.29
89	Jamie	Rikley-Krindle	WWHS	527	11.30
90	Alison	Vincent	WWHS	525	11.31
91	Olivia	Clement	HSBHS	535	11.32
92	Alexia	Ranno	LBPHS	417	11.33
93	Dariae	Povlopoulos	LAURN	408	11.36

94	Liraz	Ohayon	HA	311	11.41
95	Marion	Bielza	VILLA	502	11.42
96	Livia	Giagliano	JP1	327	11.44
97	Sara	Cohen	STUDY	483	11.45
98	Zoe	Howell	HSBHS	536	11.46
99	Eleonore	Delvaux	FACE	276	11.47
100			FACE	466	11.48
101	Jane	Babiak-Abroy	ROYAL	436	11.49
102	Alexandra	Sotiriou-Levesques	HSBHS	537	11.52
103	Audrey	Tardif	FACE	270	11.55
104	Victoria	Cholette	VMC	510	12.02
105	Olivia	Norby	WWHS	528	12.03
106	Teegan	Mckain	LAURN	416	12.04
107	Emma	Halliday	ROYAL	434	12.05
108	Miaxine	V.	FACE	297	12.06
109	Siobhan	Kuzak	FACE	302	12.07
110	Sandra	Scharing-Riendeau	RHS	534	12.08
111	Madeleine	Mallen	HSBHS	538	12.12
112	Lea	Capriglioniol	CENT	261	12.13
113	Aliya	Kipling-Bowker	STUDY	476	12.14
114	Liana	Farina	JP1	325	12.15
115	Riley	Lagendyke	VILLA	505	12.16
116	Kristen	Chak	ROYAL	440	12.17
117	Theo	Lagden	WIC	524	12.19
118	Masyn	Poirier	VILLA	503	12.20
119	Jasmine	Dade	WIC	523	12.22
120	Lili	Diaz	FACE	285	12.23
121	Shreya	Dev	PCHS	423	12.24
122	Chloe	Olszewski	ROYAL	431	12.25
123	Rimsha	Ihtisham	MACD	422	12.26
124	Mayghan	Doherty	FACE	296	12.28
125	Abby	Voisard	MACD	421	12.33
126	Fanette	Kummert	FACE	547	12.34
127	Zoe	Durand Browne	ROYAL	456	12.35
128	Aliza	Cano	HA	309	12.41
129			FACE	474	12.53
130	Ke-Ira	Kelsie	ROYAL	439	12.54
131	Sama	Karina	JP1	329	12.59
132	Thalia	De Gagne	FACE	304	13.06
133	Gracie	Diabo	KUPER	343	13.08
134	Lyla	Pigeon Edwards	FACE	287	13.09
135	Zelie	Bissonet	FACE	307	13.12
136	Kayla	Nguyen	ROYAL	438	13.19
137	Lucia	Taylor-De Leon	ROYAL	444	13.23
138	Olivia	Helguero	ROYAL	448	13.24
139					13.25
140	Avia	DiPlacido	JP1	320	13.35
141	Ava	Lorio	SHSM	459	13.38

142	Sydney	Stoddart	FACE	303	13.40
143	Syeda Raabia	Afzal	LAURN	414	13.41
144	Emma	Bach	FACE	277	13.48
145	Erica	Levy	LAURN	410	13.49
146					13.50
147	Yardena	Zobin	HA	313	13.51
148	Yael	Bohbot	HA	312	13.53
148	Stella	McComber	KSS	337	13.54
149	Rebeca	Romero	RHS	533	14.00
150	Charlett	Caron-Borioni	FACE	272	14.01
151	Sarah	Maasarji	FACE	301	14.05
152	Kym	Sabourin Valiquette	FACE	283	14.06
153	Vivian	Naccarello	VMC	519	14.11
154	Dorothee	Tremblay	LAURN	409	14.13
155	Stefania	Zambardi	VMC	518	14.13
156	Kenyscha	Grenville	LAURN	411	14.21
157	Kathryn	Quiambao	ROYAL	437	14.22
158	Maryrose	Dioom	FACE	295	14.37
159	Katherine	Alexander	KUPER	347	14.42
160	Michele	Dubois	ROYAL	446	14.49
161	Alicia	Sayers	BA	545	14.50
162	Mickyla	Frasen	LAURN	412	14.55
163	Lujayn	Dhaoui	FACE	286	15.01
164	Anne-Marie	Nassar Gabriel	FACE	266	15.02
165	Vasiliki	Kanaras	VILLA	490	15.03
166					15.04
167	Gerrier	Medgy	FACE	279	15.06
168	Yanira	De Leon	FACE	306	15.07
169	Arwen	Rojas	FACE	589	15.08
170	Nomena	Pruja	FACE	298	15.16
171	Daphnee	Caron Dumais	FACE	275	15.22
172	Rathisha	Lyadurai	SHSM	464	15.23
173	Josephine	Van Dongen	FACE	281	15.25
174	Aurelie	Mukele	FACE	271	15.31
175	Ashley	Pelletier Galay	FACE	599	15.33
176	Leonie	Arsenault	VILLA	500	15.34
177	Dalya	Lawless-Boisvert	LPHS	420	15.59
178	Ezrah	Goossens	RHS	543	16.06
179	Mali	Mbatika	FACE	595	16.35
180	Julianna	Cristiano	RHS	531	16.35
181	Oceane	Hebert	FACE	299	16.39
182	Orly	Haziza	HZHS	317	16.41
183	Zoe	Faith Solo	FACE	308	16.48
184	Anastasia	Elkhal	JP1	319	17.17
185	Sabrina	Azzue	JP1	328	17.23
186	Jennifer	Sosa Turcotte	FACE	280	18.11
187	Maite	Figueroa	FACE	594	18.21
188	Samantha	Cacchiotti	ROYAL	450	20.28

189	Liora	Krispine	HZHS	316	20.29
190	Lindsey	Ohana	HZHS	315	20.30
191	Juliette	Neveu	FACE	282	20.35
192	Arianne	Bergeron	FACE	267	20.36
193	Deborah	Castiel	HZHS	314	20.40
194	Alexandra	Demeter	ROYAL	424	20.45
195	Mathilde	Heise-Gegoire	FACE	597	20.48
196	Paola	Santiago	FACE	300	20.49
197	Jan	Lui	FACE	223	20.50
scr	Mya	Daudelin-Ford	BA	258	
scr	Anna	Molins	BHS	259	
scr	Daria	Adamakakis	ECS	262	
scr	Josephine	Greenhill	ECS	263	
scr	Kayla	Salvati	ECS	264	
scr	Nada Asma	Bedrouini	ECS	265	
scr	Ashley	Prud'Homme	FACE	269	
scr	Estelle	Vaceanu	FACE	278	
scr	Maela	Larin	FACE	592	
scr	Maelle	Biehle	FACE	593	
scr	Maria	Artyushenko	FACE	596	
scr	Urancia	Joseph	FACE	305	
scr	Olivia	Cantley	HSBHS	541	
scr	Sioney	Mallen	HSBHS	542	
scr	Rebecca	Leroux	HZHS	318	
scr	Bianca	Portaro	JP1	321	
scr	Lina	Difeo	JP1	326	
scr	Stefania	Te h	JP1	330	
scr	Maia	Khan	KELLS	334	
scr	Maria	Molleda	KELLS	335	
scr	Thonihatie	Diabo	KSS	338	
scr	Tsitha	Montour	KSS	339	
scr	Dalia	Mandil	KUPER	340	
scr	Kayla	Robertson	KUPER	348	
scr	Mehnu	Mehapatuna	KUPER	400	
scr	Rebecca	Silva	KUPER	401	
scr	Mitsikas	Filanth	LAURN	413	
scr	Mackenzie	Godfrey	LCC.	419	
scr	Pallas	Thomas	SHSM	463	
scr	Karina	Hesselbo	STG	544	
scr	Amel	Melanson	STUDY	477	
scr	Tiana	Beaulieu	STUDY	488	
scr	Alexandra	Libman	VILLA	491	
scr	Amorie	Wilson	VILLA	492	
scr	Brooke	Murphy	VILLA	493	
scr	Elisa	Vitovszki	VILLA	495	
scr	Erika	Tarasco	VILLA	497	
scr	Georgia	Sakellaropoulos	VILLA	498	
scr	Maria	Le Quellec	VILLA	501	

scr	Sandra	Giannascoli	VILLA	506
scr	Sofia	Tiseo	VILLA	507
scr	Tea Frededique	Verdene	VILLA	508
scr	Vanessa	Dangelas	VILLA	509
scr	Gabriel	Droghini	VMC	513
scr	Santin	Giulano	VMC	516
scr	Serena	Bozzo	VMC	517
scr	Garance	Cezanne	WHS	521
scr	Reilly	Wabeh	WWHS	529

	Amelia	Ikin	STT	466
	Haley	Yorston	STT	468
	Madeline	Bates	STT	469
	Marin	Budd	STT	471
	Montserrat	Rodriguez-Bonilla	STT	472
	Summer	Baudouy	STT	474

GMAA Cross Country Run Results 2016
--

Bantam Boys - 3km

Place	First Name	Last Name	School	Bib #	Time
1	Daniel	Racette	MACD	546	10.20
2	Aiden	Raynor	BHS	404	10.41
3	Charles	Price	LOY	537	11.04
4	James	Gosnell	WIC	328	11.14
5	Michael	Belomo	VMC	320	11.17
6	Austin	Provost	HSBHS	449	11.18
7	Dayne	Singra	HSBHS	450	11.35
8	Daniel	Cross	STT	589	11.36
9	Luca	Castelli	VMC	311	11.44
10	Massimo	Paulini	VMC	323	11.50
11	Attar	Aziz	LAURN	509	11.51
12	Shinnsuke	Uesaka	STG	586	11.53
13	Luca	Polletta	JP1	474	12.02
14	Benjamine	Merid-Moore	ROYAL	558	12.08
15	Jacob	Covington	ROYAL	565	12.11
16	Jakob	Kuhn-Olioff	LOY	540	12.13
17	Kevin	Abikalam	VMC	310	12.15
18	Julien	Burke	LAURN	513	12.18
19	Justin	White	WWHS	335	12.21
20	Eithan	Assayag	HZHS	460	12.22
21	William	Latimer	PCHS	553	12.23
22	Browndom	Atemafac	CPI	414	12.24
23	Anthony	Petruzzi	JP1	466	12.25
24	Adrien	Chaput	ROYAL	556	12.28
25	Daniel	Santagata	VMC	599	12.30

26	Rorke	Applebee	HSBHS	456	12.31
27	Nikolas	Bartos	HSBHS	454	12.38
28	Adam	Levy	HA	437	12.43
29	Kobe	Lavalliers	HSBHS	452	12.45
30					12.46
31	Bug	Norton	KSS	496	12.47
32	Lucas	Pelchat	FACE	426	12.50
33	Philippe	Genest	PCHS	550	12.52
34	Angus	Simmonds	HSBHS	448	12.53
35	Jack	Altken	SELW	582	12.55
36	Evan	Shiueck	BIAL	408	12.57
37	Jackson	McCunn	ROYAL	564	13.00
38	Kyle	Husbands	LAURN	514	13.01
39	Kobe	Lahache	KUPER	505	13.02
40	Gordon	Ng	ROYAL	563	13.03
41	Jack	Vandenengel	WIC	327	13.06
42	Noah	Gennarelli	JP1	483	13.07
43	Anthony	Parente	VMC	597	13.08
44	Evan	Cross	LOY	538	13.09
45	Eliyahu	Cano	HA	440	13.10
46	Aiden	Dres	KUPER	499	13.11
47	Daniel	Guerrieri	VMC	598	13.12
48	Jonathan	Van der Griend	ROYAL	567	13.16
49					13.17
50	Jeremy	Fung	ROYAL	566	13.19
51	Isaac	Cape	SELW	581	13.21
52	Jadyn	Parsons	WWHS	332	13.22
53	Emmanuel	Sorek	HA	441	13.23
54	Christopher	Martineau-Seguin	WWHS	331	13.25
55	Oliver	Garberi	FACE	432	13.26
56	Ronan	Harman	HSBHS	455	13.27
57	Jacob	Deegan	SELW	583	13.28
58	Arjan	Malhota	KUPER	501	13.30
59	Tobias	Greter-Murray	FACE	436	13.31
60	Carter	Fersten	LCC.	532	13.32
61	William	Caron	VMC	324	13.33
62	Giuliano	Iannatanas	VMC	303	13.34
63	Blu	Georgeson	FACE	434	13.35
64	Harry	Marsh	WIC	326	13.36
65	Jack	Dispirito	VMC	306	13.38
66	GP	Ruffalo	VMC	307	13.39
67					13.41
68	Trent	Castro	HSBHS	458	13.42
69	Simon	Radhakrishna	ROYAL	572	13.43
70	Alexander	Abi Habid	KUPER	500	13.45
71	Teha	McComber	KELLS	493	13.48
72	Sean	Cytrynbaum	LCC.	534	13.50
73	Sidney	Mallen	HSBHS	457	13.51

74	Alexander	Di Spirito	LBPHS	523	13.52
75	Gabriel	Pascoli	RVALE	577	13.57
76	Alexander	Morrone	VMC	596	13.58
77	Joshua	Finkelstein-Henle	WWHS	334	13.59
78	Vincent	Arui	LAURN	522	14.06
79	Raffaele	Nelli	ROYAL	571	14.08
80	Tyler	Liberatoscioli	PCHS	552	14.21
81	Leo	Paquet	FACE	424	14.26
82	Elliot	Mitrani	FACE	420	14.30
83					14.31
84	Ephraim	Freudlich	HA	442	14.33
85	Luigi	Migliana	LAURN	515	14.34
86	Jayden	Dector	RVALE	578	14.35
87	Matteo	Arduini	VMC	318	14.36
88	Edric	Mbachu	VMC	301	14.37
89	Ben	Harnden-Apel	ROYAL	557	14.38
90	Harry	Barnbas	JP1	470	14.39
91	Ron	Rozenberg	VILLA	593	14.40
92	Samuel	Lavallee	LAURN	517	14.41
93	Spencer	Seguin	LAURN	519	14.42
94	Tyler	Lafortune	HSBHS	459	14.45
95	Scott	Svendson	LAURN	518	14.46
96	Giuseppe	Vella	VMC	305	14.47
97	Martm	Stacey	KSS	498	14.49
98	Noah	Fisher	WIC	330	14.50
99	Phoenix	Boyd	ROYAL	570	14.54
100	Aidan	Raza	STG	584	15.01
101	Kevin	Courey	LOY	542	15.02
102	Gianluca	Petrozza	JP1	468	15.03
103	Daniel	Sternthal	HA	439	15.07
104	Abdullah	Alhujairi	CPI	413	15.12
105	David	Rosse	VMC	600	15.17
106	Raphael	La Ferrara	JP1	486	15.25
107	Paul	Neupert	WWHS	337	15.39
108	Massimo	Marreiros	JP1	477	15.43
109	Zubyar	Ork	RVALE	580	15.45
110	Jonah	Boyer	JRHS	489	15.46
111	Tristan	Rende	VMC	340	15.48
112	Mario-Anthony	Lombardi	LBPHS	530	15.49
113	Corben	Dell	LCC.	551	15.51
114	Arafat	Ullah	FACE	416	15.55
115	Tal	Smith	BIAL	409	15.56
116	Thahawitha	Currotte	KELLS	494	15.57
117	Nicholas	Bachetti	VMC	322	16.04
118	Dylan	Bielinski	FACE	419	16.09
118	Gabriel	Drogini	VMC	302	16.10
119	Clyde	Van Den Berg	FACE	418	16.11
120	Ryan	Henderson-Soucie	BHS	405	16.12

121	Michael	Gurreri	VMC	321	16.13
122	Louis	Nguyen	KUPER	506	16.20
123					16.22
124	Mathew	Rosse	VMC	316	16.31
125	Nicholas	Kaniars	KUPER	507	16.33
126	Peter	Buddle	WWHS	338	16.36
127	Joshua	Dias	WWHS	333	16.39
128	Alessio	Rosarini	JP1	465	16.59
129	Alessandro	Bassi	LOY	536	17.01
130	Michael	Amar	HZHS	462	17.03
131	Justin	DiMasi	VMC	308	17.12
132	Massimiliano	Tilli	JP1	476	17.18
133					17.22
134	Thomas	Nikolantonakis	ROYAL	574	17.24
135	Alessandro	Picone	VMC	594	17.28
136	Marco	Bourquet	LBPHS	527	17.30
137					17.31
138	Massimo	Farrace	VMC	313	17.45
139	Ben	Fayer	BIAL	407	17.49
140	Benjamin	Zeppetelli	FACE	341	17.55
141	Thomas	Coady	ROYAL	573	17.59
142	Theo	Trevick	LAURN	521	18.02
143	Syed Bilal	Afzal	LAURN	520	18.23
144					18.45
145	Francesco	Zerbino	LBPHS	525	18.47
146	Edouard	Des Parois-Perrault	LCC.	533	18.56
147	Justin	Haigh	KELLS	490	18.58
148	Harrison	Fok	KUPER	502	19.02
149	Jonah	Kontolemos	LAURN	512	19.03
150	Dimitrios	Retsinas	ROYAL	561	19.05
151	Liam	Riches	FACE	425	19.06
152	Jack	Barnoff	LAURN	511	19.10
153	Daniel	Coady	ROYAL	560	19.11
154	Felix	Kolmaga	ROYAL	562	19.12
155	Michael	Leo	VMC	339	19.27
156	Eric	Hart	LAURN	510	19.42
157	Henry	Campos	LBPHS	526	19.53
158	Massimo	Spinelli	JP1	478	20.01
159	Charles	McKaig	ROYAL	559	20.07
160	Massimo	Laniro	VMC	314	20.24
161	Samuel	Mchintyre	PCHS	551	20.32
162	Joseph	Iassarah	VMC	312	20.57
163	Matthew	Morello	VMC	319	20.58
164	Baruch	Avigdor	HA	438	21.03
165	Cameron	Andrist	MACD	545	21.37
166	Luca	Morgante	JP1	473	21.46
167	Joseph	Lombardi	JP1	472	21.49
168	Bennet	Wark	WHS	325	21.50

169	Mattia	Pagani	LAURN	516	22.11
170	Marc	Marti	WWHS	336	22.16
171	Gabriel	Amar	HA	443	22.17
172	Johnny	Iacono	JP1	471	22.18
173	Nicholas	Perera	JP1	482	22.19
174	Lucas	Garin	FACE	427	22.20
175	Carlle	Camassino	VMC	315	22.30
176	Matteo	Moretta	JP1	479	22.35
177	Marco	Turturro	JP1	475	22.36
178	Vincenzo	Bino	JP1	487	22.37
179	Zick	Mi	KELLS	495	23.40
180	William	Nordland	RVALE	579	23.42
181	Joshua	Tam	ROYAL	568	26.05
182	Justin	Deckelbaum	KELLS	492	26.05
183	Malcom	MacInnis	ROYAL	569	29.10
184	Jason	Aceto	MACD	547	30.50
185	Justin	Pascal	CENT	412	30.51
186	Nathan	Lieberman	HA	446	30.52
187	Jacob	Flexer	CENT	411	30.55
188	Ivan	Weiss	CENT	410	30.56
scr	Kaleb	Carrie-Spencer	BA	401	
scr	Steven	Collins	BA	402	
scr	Tyler	Collins	BA	403	
scr	William	Hillespie	BHS	406	
scr	Alexis	Goallier	FACE	415	
scr	Arwen	Rojas	FACE	417	
scr	Enzo	Bokuma	FACE	421	
scr	Jan	Luu	FACE	422	
scr	Jan	Luu	FACE	423	
scr	Markus	Samuel	FACE	428	
scr	Matis	Archambault	FACE	429	
scr	Mehdi	Asid	FACE	430	
scr	Monigh	Kumar Das	FACE	431	
scr	Rayan	Amahrit	FACE	433	
scr	Siobhan	Kuzak	FACE	434	
scr	Theophile	Concepcion-Gagne	FACE	435	
scr	Josh	Samuels	HA	444	
scr	Moshe	Azoulay	HA	445	
scr	Yonah	Suissa	HA	447	
scr	Kirk	Watson	HSBHS	451	
scr	Michael	Phillips	HSBHS	453	
scr	Joshua	Cornfeld	HZHS	461	
scr	Michael	Birnbaum	HZHS	463	
scr	Alessandro	Esposito	JP1	464	
scr	Dylan	Stepheus	JP1	467	
scr	Gaetano	Sanchez	JP1	469	
scr	Matthew	Martorella	JP1	480	
scr	Michael	Mossa	JP1	481	

scr	Patrick	Buffone	JP1	484
scr	Philp	Tupaz	JP1	485
scr	Dylon	Koszycki	JRHS	488
scr	Mohamed	El Haaj	KELLS	491
scr	Kaymen	Diabo	KSS	497
scr	Jixin	Chen	KUPER	503
scr	Kahalil	Al Labban	KUPER	504
scr	Tala	Hammami	KUPER	508
scr	Anthony	Miliziano	LBPHS	524
scr	Marco	Scali	LBPHS	528
scr	Mario	Buttino	LBPHS	529
scr	Sunny	Lacasse	LBPHS	531
scr	Alec	Oltaci	LOY	535
scr	Corben	Dell	LOY	339
scr	Giuliano	Valiante	LOY	539
scr	Julian	Baxendale	LOY	541
scr	Lucca	Simondi	LOY	543
scr	Luke	Tulloch	MACD	548
scr	Brandon	Beckstead	PCHS	549
scr	Juan Diego	Mendez	RHS	554
scr	Tommy	Rousseau	RHS	555
scr	Adam	Purcell	RVALE	575
scr	Debashi	Kar	RVALE	576
scr	Benjamine	Gameroff	STG	585
scr	Alessandro	Picone	VMC	595
scr	Giuliano	Russo	VMC	304
scr	KenKo	Latchman	VMC	309
scr	Mathew	Papadomanola	VMC	317
scr	Michal	Pouget	WIC	329
	Ryan	Clendinneng	LPHS	544
	Cameron	Verners	STT	587
	Charles	Jazvoc	STT	588
	Jack	Sanders	STT	590
	Noah	Tran	STT	591
	Spencer	Riar	STT	592

GMAA Cross Country Run Results 2016					
Midget Girls - 3km					
Place	First Name	Last Name	School	Bib #	Time
1	Alison	Looper	ROYAL	511	10.53
2	Chloe	Desjardins	ROYAL	666	11.01
3	Gloria	Anastasopoulos	ROYAL	515	11.14
4	Sara	Hughes	VILLA	534	11.18
5	Sabine	Visentin	FACE	444	11.19

6	Britney	Burns	KUPER	471	11.20
7	Meghan	Butler	HSBHS	456	11.21
8	Molly	Krawitz	FACE	439	11.22
9	Hannah	Brown	ECS	413	11.23
10	Jane	Robeck	LCC.	494	11.25
11	Sarah	Carrodus	ECS	416	11.27
12					11.34
13	Karinne	Weinberg	JRHS	463	11.38
14	Julia	Dow	LPHS	501	11.53
15	Vanessa	Masciotra	VMC	540	11.58
16					12.00
17	Romy	Shoam	ROYAL	519	12.07
18	Jennifer	Lemoyne	VILLA	531	12.08
19	Grace	Anderson	ECS	412	12.09
20	Melissa	Stacey	KUPER	477	12.10
21	Ella	Tetrault	ECS	410	12.12
22	Lilah	Caprera	SHSM	525	12.16
23	Seiena	Matineau	KUPER	479	12.17
24	Sophia	Comtois	ROYAL	520	12.23
25	Annalies	Smith	ROYAL	513	12.27
26	Kathryn	Langhans	RHS	508	12.28
27	Daniela	Santillo	ROYAL	514	12.34
28	Jessie	Shaw	ROYAL	516	12.39
29	Meaghan	Fersten	LCC.	495	12.43
30	Eloise	Cauchy-Vaillancourt	FACE	424	12.43
31	Leia	Daigle	FACE	433	12.45
32	Jeanne	Thibeault	FACE	427	12.47
33	Natasha	Burns	KUPER	478	12.49
34	Anna	Chuprun	ROYAL	512	12.52
35	Elizabeth	Aiken	SHSM	522	12.53
36					12.58
37	ZiXuan	Lin	CPI	563	12.59
38	Rachel	Dewling	BA	403	13.12
39	Sharlie	Deshaies	HSBHS	457	13.14
40	Ella	Phillips	KUPER	474	13.16
41					13.22
42	Cedar	Lazare	KUPER	472	13.23
43	Isabela	Lamosa	PCHS	504	13.36
44	Laura	Pugsley	WIC	545	13.37
45	Maria Gabriela	Acosta	FACE	437	13.41
46	Anna	Zachary	KUPER	470	13.43
47	Katherine	Filiatrault	PCHS	505	13.46
48	Andrea	Kapusy	KUPER	469	13.47
49	Emelie	Carlesson-Hayes	BHS	405	13.48
50	Rachel	Anson	ROYAL	518	13.49
51	Erika	Delucilla	SHSM	523	13.54
52	Wegdan	Alhujairi	CPI	409	13.56
53	Madison	Albert	BIAL	406	14.04

54	Alisia	Cirella	VMC	536	14.24
55	Andrea	Rizk-Flores	WIC	543	14.25
56	Alison	Melikian	WIC	542	14.35
57	Audrey	Roy-Bilodeau	FACE	420	14.36
58	Maria	Godward	RHS	509	14.55
59	Helen	Zhang	LCC.	492	14.56
60	Cynthia	Qin	LCC.	490	14.57
61	Serina	Petrella	WIC	548	15.00
62	Andrea	Tovar Coll	FACE	419	15.05
63	Jihane	Khadir	FACE	428	15.06
64	Bianca	Arsever	PCHS	503	15.09
65	Kenza	Elghomari	CPI	407	15.14
66	Leonie	St-Arnaud	WIC	546	15.18
67	Anthi	Tzinevrakis	VILLA	529	15.19
68	Kylie	Richardson	ROYAL	517	15.20
69	Zeynep Deniz	Alsancak	KUPER	481	15.29
70	Bianka	Hernandez Cortez	FACE	422	15.32
71	Noa	Drazin	HA	452	16.10
72	Khiara	Marvento	WIC	544	16.11
73	Emma	Bilodeau-Cohen	HZHS	459	16.12
74	Leila	Zorzi	LAURN	483	16.13
75	Jordana	Blekeu	FACE	429	16.25
76	Mya	Murphy	VILLA	532	16.31
77	Margot	Emond	FACE	436	16.33
78	Olivia	Barbieri	VILLA	533	16.35
79	India	Martinez	FACE	426	17.02
80	Lulia	Bostinaru	FACE	435	17.41
81	Ayna	Azizora	FACE	421	17.42
82	Sofia	Levantian	VMC	537	17.48
83	Ramanda	Sheridan	RHS	600	18.09
84	Sarah	Bensoussan	HA	454	18.15
85	Sara	Hotchkiss	HZHS	462	18.16
86	Dana	Harell	HZHS	458	18.17
87	Naomi	Folefac	CPI	408	18.24
88	Kira	Cochrane-Page	FACE	431	18.33
89	Kyanna	Doherty	BA	402	18.36
90	Tyanah	Jeremiah	BA	404	18.36
91	Isabella	Argento	VILLA	530	18.55
92	Olivia	Polyi-Elliot	LAURN	486	18.57
93	Elizabetta	Facole	VMC	535	18.59
94	Gabriella	Occhiuto	VMC	538	19.01
95	Jackie	Samuels	LCC.	493	19.03
96	Shoshana	Lallouz	WIC	549	19.08
97	Juliette	Silva	ECS	994	19.21
98	Zoe	Billick	LCC.	500	19.22
99	Riley	Fersten	LCC.	497	19.23
100	Julia	Sebag	HZHS	460	19.38
101	Dinu	Mashapatuna	KUPER	473	19.49

102	Leah	Elkaim	HA	450	20.00
103	Joanne	Lazare	KELLS	464	20.06
104	Nina	Scalia	LCC.	496	20.07
105	Stephanie	Nofz	LCC.	499	20.08
106	Sofia	Tamarit	LCC.	498	20.09
107	Ma	Yuchen	RHS	967	20.42
108	To Kiev	Khan	RHS	943	20.43
109	Leora	Feld	HA	451	20.49
110	Hadid	Shirel	HA	449	20.51
111	Noemie	Bonnefoi	FACE	440	22.07
112	Marie	Kwon	FACE	438	22.10
113	Andrea	Kisolokele	FACE	418	22.11
114	Ariella	Abenhaim	HA	447	22.51
115	Sarah	amar	HA	453	23.02
116	Gabriella	Dadoun	HA	448	23.04
117	Myriam	Castiel	HZHS	461	23.05
118	Sarah	Ohayon	HA	455	24.39
119	Oleena	Poirel	FACE	441	28.15
120	Leah	Villeneuve	FACE	432	28.16
121	Rachel	Atwood	FACE	442	28.17
122	Lily	Schryer	FACE	434	28.18
123	Elisa	Tshinkenke	FACE	423	28.19
124	Rama	Khodale	FACE	443	28.44
dnf	Olivia	Granie-Frappier	LPHS	502	
scr	Carolyn	Rankin	BA	401	
scr	Elsbeth	Murphy	ECS	411	
scr	Hannah	Lvnn	ECS	414	
scr	Jenny	Wang	ECS	415	
scr	Sophie	Brackett	ECS	417	
scr	Fanette	Kummert	FACE	425	
scr	Juliane	Lemieux	FACE	430	
scr	Una	Piercy	FACE	445	
scr	Yasmine	Mahrez	FACE	446	
scr	Matyrose	Dioum	FACE	295	
scr	Kahwitha	McComber	KSS	465	
scr	Trinity	Jacobs	KSS	466	
scr	Tylo	Diabo	KSS	467	
scr	Winon	Mayo	KSS	468	
scr	Guilfoyle	Sydney	KUPER	475	
scr	Kendall	Horn	KUPER	476	
scr	Sydney	Guilfoye	KUPER	480	
scr	Darlene	Remington	LAURN	482	
scr	Leila	Zorzi	LAURN	484	
scr	N'Yah	MvNeal-Cruichshank	LAURN	485	
scr	Sade	Robert-Hosein	LAURN	487	
scr	Camille	Caputo	LBPHS	488	
scr	Ciara	Wade	LCC.	489	
scr	Ella	Korne	LCC.	491	

scr	Daphnee	Hebert	RHS	506
scr	Jona	Loomis	RHS	507
scr	Sabrina	Do Couto	RHS	510
scr	Mijiah	Catwell	RVALE	521
scr	Hannah	Johnston	SHSM	524
scr	sabrina	Audi	VMC	539
scr	Victoria	De Franeesch Capanna	VMC	541
scr	Emma	Buddle	WWHS	551
scr	Hayley	Daye	WWHS	552
scr	Laura	Miller	WWHS	553
scr	Laura	Beauregard	WWHS	554
scr	Maria	Giannoumis	WWHS	555
scr	Megan	Rost	WWHS	556
scr	Mia	Campanella	WWHS	557
scr	Olivia	Gavanaski	WWHS	558
scr	Paige	Harder	WWHS	559
scr	Sarah	Wiggins	WWHS	560
scr	Victoria	Gregoire	WWHS	561
scr	Sydney	Skulkin	WIC	550
scr	Olivia	Mast	WIC	547
	Jasmine	Hoge	STT	526
	Lauren	Dobie	STT	527
	Madison	Edward-Wright	STT	528

GMAA Cross Country Run Results 2016					
Midget Boys - 4km					
Place	First Name	Last Name	School	Bib #	Time
1	Jonah	Smith	LOY	508	14.20
2	Louis	Hildebrand	EMCS	420	14.35
3	Carson	Price-Gallegher	LCC.	495	15.19
4	Christopher	Goudreault	LOY	506	15.32
5	Michael	Almanza	ROYAL	528	15.50
6	Edwin	Jazvac	WIC	555	15.51
7	Robin	Moore	ROYAL	531	15.52
8	Spencer	Levine	ROYAL	536	15.55
9	Tyson	Stock	WWHS	571	16.06
10	Alvaro	Alvarado	FACE	428	16.07
11	Noah	Lambert	FACE	443	16.18
12	Maxance	Bouffard	FACE	442	16.20
13	Michael	Diouskine	ROYAL	529	16.22
14	Jacob	Fisher	WWHS	564	16.33
15	Daniel	Mansfield	LCC.	497	16.38
16	Sebastien	Cantin	ROYAL	535	16.50
17	Joseph	Lauzon Potts	FACE	437	16.58

17	Quin	Lagden	WIC	556	16.58
18	Ben	Cytrynbaum	LCC.	494	17.02
19	Michael	Chalkoun-Herbella	HZHS	461	17.05
20	Chris	Poumbouras	LCC.	496	17.06
21	Leon	Leblanc	FACE	439	17.12
22	Ethan	Hotchkiss	HZHS	460	17.14
23	Brandon	Amaral	RHS	517	17.22
24	Damien	Amaral	RHS	518	17.24
25	Joshua	Bruchental	KUPER	472	17.25
26	Nathan	Arsenault	ROYAL	530	17.26
27	Vincent	Adoranti	WIC	558	17.28
28	Adam	Shizgal	HA	449	17.29
29	Wael	Khiari	FACE	447	17.41
30	Marco	Cerroni	LBPHS	487	17.45
31	Ari	Samuels	HA	450	17.48
32	Mathews	Velez	CPI	413	17.49
33	Max	Osorio	EMCS	421	17.51
34	Paul	Laventure	EMCS	423	17.54
35	Alexandros	Aravantinos	ROYAL	524	17.55
36	Laurence	Lablond	FACE	438	17.56
37	Fabrizio	Ranno	LBPHS	490	17.57
38	Fabio	Petrizzo	LBPHS	484	17.58
39	Andy	Carnivae-Rodriguez	LBPHS	482	18.02
40	Vincent	Moy	FACE	446	18.03
41	Tareq	Hallak	CPI	415	18.04
42	Xavier	Charron	FACE	448	18.14
43	Gregory	Etoulem	FACE	435	18.15
44	Christian	Weiman	RVALE	538	18.20
45	Julian	Tzanetutos	KUPER	473	18.23
46	Lucas	Monton	FACE	440	18.24
47	Josue	Romero	RHS	419	18.25
48	Julian	Shaw	ROYAL	525	18.26
49	Spencer	McArthur	EMCS	424	18.27
50	Thomas	Armann Sherren	ROYAL	537	18.28
51	Ben	Mosher	KUPER	477	18.35
52	Sam	Maclver	ROYAL	534	18.36
53	Thomas	Bussicres	KUPER	476	18.42
54	Ethan	Truong	FACE	433	18.46
55	Yoni	Drazin	HA	457	18.52
56	Nathan	Batten	WWHS	566	18.53
57	Sam	Amar	ROYAL	533	18.55
58	Tyler	Rosenhoff	CENT	411	18.56
59	Michael	Greenstein	STG	551	19.07
60	Isaac	Safran	HA	453	19.13
61	Aris	Dadidis	EMCS	418	19.16
62	Alexander	Liu	LPHS	512	19.17
63	Greg	Barsalou	PCHS	516	19.20
64	Pablo	Garzon	EMCS	422	19.23

65	Edward	Zhang	LCC.	498	19.24
66	Kleanthis	Efrosinis	BHS	405	19.26
67	Angus	Scott	SELW	540	19.31
68	Ryan	Medeiros	RHS	522	19.36
69	Riley	Couture	SELW	542	19.42
70	Calvin	Finn	BHS	402	19.49
71	Tomy	Begin	CPI	416	19.57
72	Max	Schiller	LCC.	502	19.58
73	Riely	Bullock	WWHS	567	19.59
74	Samuel	Gilbert	WIC	557	20.05
75	Oliver	Lopez	LCC.	503	20.06
76	Felix	Garberi	FACE	434	20.19
77	Steven	Kennedy	LPHS	513	20.20
78	Hans	Dres	KUPER	468	20.25
79	Alexandre	Williams	KUPER	465	20.26
80	Kyle	O'Regan	WWHS	565	20.31
81	Brandon	Nassibian	WWHS	560	20.33
82	Cameron	Harte	WIC	554	20.34
83	Justin	Crawford	MACD	514	20.35
84	Tylor	Coull	EMCS	425	20.36
85	Anthony	Pham	FACE	429	20.57
86	Asif	Rahman	FACE	430	20.58
87	Remi	Shepperd	FACE	445	21.23
88	Benjamin	Cohen	HA	451	21.24
89	David	Somech	HA	452	21.25
90	Zhoufan	Zhang	KUPER	479	21.29
91	Ryan	Knowles	LOY	510	21.33
92	Keith	Moussa	ROYAL	526	21.34
93	Matthew	Byrne	STG	550	21.41
94	Adam	Semergian	RVALE	539	21.42
95	Rochemont	Patrice	KUPER	418	21.45
96	Andrew	Vandenbussche	LCC.	492	21.51
97	Zachary	Hannon	BIAL	408	21.54
98	Paul	Kuchembuc-Dardel	FACE	444	22.17
99	Mitchel	Webb	MACD	515	22.22
100	William	Estrela	RHS	420	22.29
101	Zayd	Bouchaud	CPI	417	22.49
102	James	Osborne	LCC.	500	22.50
103	Jackson	Lebell	LCC.	499	23.06
104	Cody	Grenier	HSBHS	458	23.11
105					23.26
106	Abdulrahman	Mousa	CPI	412	23.29
107	Mateo	Freire Fisch	FACE	441	23.32
108	Avi	Nashlal	LCC.	493	23.41
109	Riley	Greenberg	LCC.	504	23.42
110	Edgar Jose	Becerra Granados	FACE	432	23.50
111	Marcus	Rehany	HA	456	23.52
112	Jacob	Veralore	FACE	436	24.07

113					24.18
114	Ben	Zelnicker	CENT	409	24.26
115	Oscar	Camlot	CENT	410	24.59
116	Massimo	Malarini	LBPHS	488	25.22
117	Louis	Alloul	STG	549	26.08
118	Mehdi	Asid	FACE	600	26.40
119	Yiyan	Sun	KUPER	478	26.45
120	Kyle	Fallenbaum	HA	455	26.57
121	Haobo	Zhang	KUPER	469	26.58
122	Ben	Perets	KUPER	466	30.14
123	Dylan	Mota	FACE	431	30.25
124	King-Nam	Hung	KUPER	474	30.31
125	Ishail	Cohen	HA	454	31.57
126	Adam	Champagne Lorrain	FACE	426	31.58
dnf	Thomas	Melle	FACE	576	
scr	Gabriel	Mellette	BA	401	
scr	Eric	Campo	BHS	403	
scr	Gabriel	Tortosa	BHS	404	
scr	Phillippe	Ayotte	BHS	406	
scr	Max	Laxer	BIAL	407	
scr	Shahzain	Ahmed	CPI	414	
scr	Ehinonmen	Eboho	EMCS	419	
scr	Adam	Schoof	FACE	427	
scr	Kevin	Boudreau	HSBHS	459	
scr	Austin	Unruh	KELLS	462	
scr	Jean	Lombano	KELLS	463	
scr	Hayden	Nicholas	KSS	464	
scr	George	Sanatana	KUPER	467	
scr	Jack Henri	Perron	KUPER	470	
scr	James	Donaldson	KUPER	471	
scr	Massimo	Thaurette	KUPER	475	
scr	Anthon	Ilkic	LAURN	480	
scr	Daniel	Arumugam	LAURN	481	
scr	Domenico	Bucci	LBPHS	483	
scr	Jacob	Marchand	LBPHS	485	
scr	Justin	Anasthasiapis	LBPHS	486	
scr	Matteo	De Cotiis	LBPHS	489	
scr	Aiden	Price-Gallegher	LCC.	491	
scr	Luca	Isenberg	LCC.	501	
scr	Andrew	Burcar	LOY	505	
scr	David	Mancini	LOY	507	
scr	Joseph	Bjolverud	LOY	509	
scr	Tomasso	Santaguida	LOY	511	
scr	Gabriel	Latreille	RHS	519	
scr	Leeshawn	Larocque	RHS	520	
scr	Ma	Yuchen	RHS	521	
scr	To	Khan	RHS	523	
scr	Kourosch	Akhbari	ROYAL	527	

scr	Ryan	Rebello	ROYAL	532
scr	Luka	Zito	SELW	541
scr	Alan	Johnson	STG	543
scr	Brandon	Levine	STG	544
scr	Diego	Fontaine	STG	545
scr	Jacob	Levine	STG	546
scr	John-Nathaniel	Gertler	STG	547
scr	Jordan	Routtenberg	STG	548
scr	Massimo	Paolini	VMC	552
scr	Vincent	Avellino	VMC	553
scr	Andrej	Kiszczuk	WWHS	559
scr	Christian	Artelle	WWHS	561
scr	Dylan	Driver	WWHS	562
scr	Elliott	Lasnier	WWHS	563
scr	Samuel	Viau	WWHS	568
scr	Sebastien	Gudas	WWHS	569
scr	Tyler	Rankin	WWHS	570
scr	William	Candfield	WWHS	572

GMAA Cross Country Run Results 2016					
Juvenile Girls - 4km					
Place	First Name	Last Name	School	Bib #	Time
1	Emma	Dubroca	STUDY	270	16.59
2	Caitlin	Pottle	HSBHS	216	18.07
3	Jacynthe	Lalonde	PCHS	255	18.11
4	Hayla	Mosher	KUPER	229	18.31
5	Jesse	Rae	STT	265	18.37
6	Alyssa	Breton Dieite	HSBHS	215	18.51
7	Dancu	Ariana	EMCS		19.03
8	Josephine	Huge	STUDY	271	19.12
9	Maude	Larrondo-Soule	STT	266	19.23
10	Abigail	Hajleab	CPI	200	19.28
11	Kelsey	Beauchamp	PCHS	256	19.30
12	Ashley	Donovan	LBPHS	238	19.42
13	Victoria	Hough	VILLA	283	19.44
14	Mouassene	Ola-Ossebi	HSBHS	219	19.52
15	Sofia	Lytvyn-Male	ROYAL	262	19.59
16	Viktoria	Bortkiewicz	RHS	260	20.01
17	Maggie	Zhang	STUDY	274	20.07
18					20.08
19	Audrey	Baillairge	ROYAL	261	20.10
20	Julia	Johnson	STUDY	272	20.19
21	Kiana	Reid	PCHS	257	20.21
22	Melanie	Latreille	KUPER	231	21.57
23	Beatrice	Boulos	VILLA	277	20.58
24	Alexandra	Brisebois	STUDY	267	20.59

25	Charlotte	Duosmore	HSBHS	217	21.03
26	Nathalie	Prenevost	LCC.	249	21.13
27	Lia	Campo	JRHS	222	21.27
28	Daphnee	Leger	FACE	206	21.37
29	Leah	Element	HSBHS	218	21.55
30	Dora	Huszka	FACE	207	22.01
31	Cayla	Cohen	STUDY	268	22.36
32	Ana Maria	Martinez	FACE	205	22.39
33	Jenny	Strudwick	JRHS	220	22.40
34	Victoria	Gioffre	LBPHS	245	22.49
35	Priscilla	Johnston	LCC.	250	23.04
36	Amanda	Chudobey-Berger	RHS	258	23.05
37	Sindisiwe	Malaba	LBPHS	289	23.16
38	Meaghan	Desmond	WHS	285	23.20
39	Chelsea	Zhou	STUDY	269	23.38
40	Angel	Liu	LCC.	247	23.46
41	Vera	Glas	CPI	204	23.49
42	Morgan	Geyer	STUDY	276	23.56
43	Jiayu	Wang	KUPER	230	24.05
44	Dawia	Medjadi	PCHS	254	24.08
45	Christina	Pembegiottis	LBPHS	287	24.24
46	Alyssa	Howard	LCC.	246	24.36
47	Sophia	Morin	FACE	212	24.43
48	Coline	Echanamian	LCC.	248	24.47
49	Kuukua	Hanson	CPI	201	24.51
50	Sunny	Huang	LCC.	251	24.55
51	Grace	Thompson	LBPHS	288	25.02
52	Veronica	Hickman	LBPHS	244	25.32
53	Sayna	Saqafi	CPI	203	25.38
54	Ashley	Spanier-Lavasseur	LA	233	26.12
55	Sarah	Yu	KUPER	232	26.24
56	Sophia	Joe	RHS	259	26.55
57	Santana	Cross	KSS	228	27.14
58	Isabella	Martinez	FACE	208	30.32
59	Oleteea	Hritcu	FACE	211	30.34
60	Victoria		FACE	290	30.35
61	Sarah	Vec-Milroy	LBPHS	243	30.40
62	Nicole	Gareaue	LBPHS	241	30.42
63	Chiara	Lizzi	LBPHS	239	30.43
64	Sabrina	Di Palma	LBPHS	242	30.44
dnf	Ariana	Laboni	LBPHS	237	
scr	Randa	Elechami	CPI	202	
scr	Madina	Kamil	FACE	209	
scr	Oleksandra	Pisarenko	FACE	210	
scr	Yasmine	Oral	FACE	213	
scr	Yimeng	Wang	FACE	214	
scr	Julia	Fratlicelli	JRHS	221	
scr	Bona	Im	KELLS	223	

scr	Leslie	Tao	KELLS	224
scr	Shirley	Gao	KELLS	225
scr	Iaonhatie	Deom	KSS	226
scr	McKenzie	Kane	KSS	227
scr	Karina	Cutrona-Girgis	LAURN	234
scr	Kiara	Pierre	LAURN	235
scr	Svenja Barbara	Kosh	LAURN	236
scr	Geraldine	Malivert	LBPHS	240
scr	Zoe	Li	LCC.	252
scr	Songmin	Lee	RVALE	263
scr	Layla	Razek	STUDY	273
scr	Marie	Kametani	STUDY	275
scr	Beatrice	Morselli	VILLA	278
scr	Elena	Truong	VILLA	279
scr	Katherine	Carpenter	VILLA	280
scr	Marie-Claude	Normand	VILLA	281
scr	Sofia	Zhezmir	VILLA	282
scr	Maite	Amado	WHS	284
scr	Naja	Neumann	WHS	286
	Felana	Stoyel	LPHS	253
	Emma	Starr	STT	264

GMAA Cross Country Run Results 2016
--

Juvenile Boys - 6km

Place	First Name	Last Name	School	Bib #	Time
1	Oliver	Bassel	STG	519	21.50
2	Peter	He	LCC.	496	23.11
3	Prosper	Bayer	LA	454	23.16
4	Jordan	Demelo Chenoy	CPI	407	23.33
5	Karim	Tadore	FACE	539	23.58
6	Kenny	Mutombo	FACE	424	23.59
7	Carson	Riar	STT	520	24.08
8	Alessandro	D'Ermes	LBPHS	460	24.09
9	Kyle	McLevy	BHS	404	24.25
10	Garrett	Doyle	LCC.	490	24.27
11	Loanni	Stroumbakis	ROYAL	512	24.28
12	Sirdreek	Bailey	JRHS	440	24.30
13	Danylo	Sosnovik	CPI	406	24.35
14	Dylan	Wilkes	LPHS	500	25.09
15	Mohammad	Salmasi	CPI	409	25.10
16	Philips	Gentili	LPHS	503	25.29
17	Samuel	Leger	LBPHS	484	25.31
18	Emanuel	Bensoussan	HA	428	25.32
19	Romain	Thomas	BHS	405	25.34
19	Asad	Taqui	ROYAL	511	25.35

20	Peter	Delis	ROYAL	513	25.44
21	Gabriel	Israel	HA	429	25.53
22	James	Taylor	PCHS	507	25.54
23					26.09
24	Emerson	Mazzoni	LA	449	26.11
25	Konstantin	Schrceder	LBPHS	475	26.14
26	Jordan	Murphy	HSBHS	436	26.15
27	Vincent	Boivin	HSBHS	600	26.16
28	Joseph	Raftus	LOY	499	26.17
29	Tyler	Tschunitz	JRHS	441	26.18
30	Sheldon	Rarris	LA	456	26.31
31	Nathan	Vierin	LCC.	494	26.34
32	James	Chiazzi	LBPHS	470	26.39
33	Gabriel	Sherff	HA	430	26.46
34	Zach	Billick	LCC.	498	26.46
35	Ebrahim	Vericain	LPHS	501	26.51
36	Adrien	Cezanne	WHS	523	26.52
37	Simon	Cochrane-Page	FACE	426	26.57
38	Sammir	Rahman	CPI	410	27.10
39	Dante	Herrear	FACE	417	27.04
40	Kenaan	Guet	FACE	423	27.09
41	Emile	Wart	FACE	419	27.10
42	Guiliano	Di Staulo	LBPHS	468	27.13
43	Fernando	Rado-Delta	LA	451	27.15
44	Andrew	Zhang	LCC.	487	27.24
45	David	Scalia	LCC.	489	27.29
46	Niilo	Vuokila	STG	518	27.57
47	Daniele	Quattrocchi	LBPHS	464	28.10
48	Carl	Chhrouri	SELW	514	28.17
49	Massimo	Biagioni	LBPHS	479	28.19
50	Marco	Prelaz	LBPHS	478	28.28
51	Jared	Taylor	LA	452	28.29
52	Mateo	Day	WIC	531	29.00
53	David	Cruz	LA	448	29.03
54	Justin	Cree-Tisseur	STG	516	29.05
55	Brandon	Sousan	HSBHS	434	29.24
56	Adriano	Marvento	WIC	528	29.33
57	Joseph	Marchetta	LBPHS	473	29.37
58	Jake	Brimo	BHS	403	29.46
59	Luca	Pecora	LBPHS	476	29.47
60	Giovani	Aloe	LBPHS	467	29.52
61	Sebastian	Lopez	LCC.	497	30.01
62	Christopher	Turcotte	WIC	529	30.09
63	Liam	Drummond	LCC.	492	30.15
64	Evan	Rowat	LA	450	30.22
65	Julian	Harris	LPHS	502	31.00
66	Roman	More	LA	455	31.11
67	Zain	Mushtaq	PCHS	508	31.15

68	Alessandro	Toia	LBPHS	461	31.18
69	Lucas	Rivest	LA	453	31.19
70	Zach	Rehany	HA	433	31.46
71	Brendan	McNamee	HSBHS	435	32.15
72	Zachary	Manfred	HSBHS	438	32.23
73	Timothe	Thuillier	WHS	526	33.10
74	Mehdi	Chitsaz	CPI	408	33.24
75	David	Roper	LCC.	488	33.34
76	Josh	Chertkoff	FACE	422	33.43
77	Eric	Nguyen	KELLS	442	34.21
78	Max	Topiol	LCC.	493	34.22
79	William	Harris	LPHS	504	34.41
80	Nicholas	Perrault	LBPHS	482	34.53
81	Meir	Hersson-Edery	HA	431	35.20
82	Dylan	Dubrofsky	PCHS	506	35.21
83	Rafael	Schnitt Pintro	LBPHS	483	36.18
84	Aiden	Cainha	LBPHS	459	37.08
85	Matthew	Pisegna	LBPHS	480	37.49
86	Warren	Mintzberg	WHS	527	40.06
87	Jonathan	Di Mauro	LBPHS	472	40.07
88	Dylan	Lang	WHS	524	41.39
89	Marco	Polce	LBPHS	477	41.45
90	Jeremy	Calorendi	LBPHS	471	41.46
91	Guiseppe	Guzzo	LBPHS	469	41.50
92	Dario	Di Francesco	LBPHS	465	41.55
93	Alessio	De Bonis	LBPHS	462	41.57
94	Dylan	Di Paolo	LBPHS	466	41.59
scr	Sam	Valentine	BA	401	
scr	Troy	Brodeur	BA	402	
scr	Amin	Ben-Nasr	FACE	414	
scr	Benjamin	Pastrana	FACE	415	
scr	Daniel	Tshimkenke	FACE	416	
scr	Emil	Denzer	FACE	418	
scr	Enzo	Bleuze	FACE	420	
scr	Guilia	Weldesselasie	FACE	421	
scr	Simon	Torres-Carranza	FACE	425	
scr	Soumik	Dey	FACE	427	
scr	Nathaniel	Ouzana	HA	432	
scr	William	Gagne	HSBHS	437	
scr	Jordan	Samaan	JRHS	439	
scr	Quinto	Lianci	KELLS	443	
scr	Ryan	Shapiro	KELLS	444	
scr	Karontaa	Regis	KSS	445	
scr	Rahienhawe	McComber	KSS	446	
scr	Zuo-Zhu	Su	KUPER	447	
scr	Huzaiifa Abbas	Ayub	LAURN	457	
scr	Thulacithan	Sinnarajah	LAURN	458	
scr	Anthony	Porco	LBPHS	463	

scr	Julian	Aloise	LBPHS	474
scr	Nathaniell	Descary	LBPHS	481
scr	Adam	Vandenbussche	LCC.	485
scr	Andrew	Black	LCC.	486
scr	Jonathan	Landsman	LCC.	491
scr	Noah	Chazonoff	LCC.	495
scr	Haydedn	Pryce	MACD	505
scr	Daniel	Valjin	RHS	509
scr	Wenyng	Cao	RHS	510
scr	Andrew	Ratcliff	STG	515
scr	Michael	Robb	STG	517
scr	Edgar	Hudson	WHS	525
scr	Eric	Lucas	WIC	530
scr	Theo	Blachon	WIC	532
scr	Benjamin	Laurin	WWHS	533
scr	Gregory	Markou	WWHS	534
scr	Matthais	Lazad	WWHS	535
scr	Michael	Weber	WWHS	536
scr	Shane	Rikley-Krindle	WWHS	537

	Moutapha	Carmara	EMCS	412
	Oliver	Okopski	EMCS	413
	Daniel	Buhler	STT	521
	Zachary	Siciliani	STT	522

2016 GMAA Boys Championship Results

Place	Last Name	1st Name	School	Score	Cat
1	Correa	Mark	JRHS	73	J
2	Tosi	Zachary	LOY	78	M
3	Konachenkov	Vasily	SELW	79	B
4	Clarke	Ben	KUPER	80	J
5	Tsao	Brendan	JRHS	81	J
6	Golden	Justin	BIAL	82	J
7	Danaldson	James	KUPER	82	M
8	Collette	Davide	LOY	84	M
9	Core	Christopher	LOY	85	J
10	Fisher	Jacob	WWHS SR	85	M
11	Lukoshius	Lukas	LOY	86	M
12	Laderoute	James	JRHS	88	J
13	Luponio	Oliver	LOY	88	M
14	Middleton	Tye	HSBHS	89	M
15	Chouinard	Philippe	WWHS SR	90	M
16	Azzi	Brandon	KUPER	91	M
17	Glebhov	Ben	KUPER	91	M
18	Houston	Connor	LOY	91	M
19	Bertolini	Brandon	HSBHS	92	M
20	Patel	Raj	LA	93	J
21	Lock	Jeremy	JRHS	94	J
22	Regis	Karonta:a	KSS	94	J
23	Johnston	Liam	LOY	94	M
24	Michaude Bang	Benjamin	SELW	94	B
25	Thauvette	Massimo	KUPER	95	M
26	Rack	Jackson	WWHS SR	95	M
27	Szekely	Jared	WWHS SR	95	J
28	Wilkinson	Bryton	HSBHS	96	M
29	Zhuang	Zilong	KUPER	96	M
30	Francis	Matthew	EMCS	97	M
31	Satcey	Shale	KSS	98	J
32	Dres	Hans	KUPER	98	M
33	Demer	Devon	BIAL	99	B
34	Cobrin	David	JRHS	99	M
35	Rosen	Dean	KUPER	99	B
36	Carbone	Arturo	SELW	99	B
37	Cook	Duncan	LOY	100	B
38	Glazer	Ryan	WWHS SR	101	M
39	McComber	Kawerasthattse	KSS	102	M
40	Barone	Tyler	WWHS SR	104	M
41	Long	Cameron	JRHS	105	M
42	Dickson	Karonhiakarou	KSS	105	J
43	Neiss	Matthew	LOY	105	B
44	Larin	Joshua	WWHS SR	107	M
45	Schachter	Josh	BIAL	111	M
46	Anton	Matthew	JRHS	111	M
47	Cox	Joey	WWHS JR	112	B
48	Sternklar	Justin	BIAL	115	B
49	Knobovitch	Craig	BIAL	117	J
50	Philips	Tehohseratie	KSS	120	B
51	Leitner	Ryan	RVALE	121	J
52	Pichadge	Jacob	BIAL	124	B
53	Gaumond	Shane	WWHS SR	124	J
54	Ross	Garner	BIAL	127	B

55	Ishak	Raphall	EMCS	127	M
56	Whyte	Rowan	LA	127	J
57	Leitner	Jeremy	RVALE	127	J
58	Motomura	Ryan	WWHS JR	130	B
59	Tehowennathe	Patton	SELW	132	M
60	Mulcair	Camren	WWHS JR	132	B
61	Cote-Paquin	Tommy	WWHS SR	136	J
62	McGregor	Ronwahraraties	KSS	137	B
63	Fisher	Hunter	LA	139	J
64	Conrad	Axel	WIC	139	B
65	Stangle	Aiden	WWHS JR	148	B
66	Ballesteros	Tyler	MACD	154	B
67	Vincelli	Zachary	LA	155	J
68	De Bargis	Cedric	RVALE	169	M

2016 GMAA Girls Championship Results

Place	Last Name	1st Name	School	Score	Cat
1	Piers	Emma	WIC	79	M
2	Daoud	Yasmine	JRHS	94	M
3	Johnston	Emma	JRHS	98	B
4	White	Sylvia	KUPER	104	B
5	Horn	Kendal	KUPER	108	M
6	Dore	Katherine	SHSM	118	M
7	Gage	Kyla	WIC	119	B
8	Bohemier	Annika	WIC	120	B
9	Levesque	Dominique	SHSM	132	J
10	Tcheki	Meagan	KUPER	134	B
11	Lorio	Olivia	SHSM	135	J
12	Zachary	Anna	KUPER	139	M
13	DeBargis	Loicia	RVALE	149	B
14	Lorio	Ava Rose	SHSM	152	B
15	Ostereich-Lazare	Joanne	KELLS	154	M

2016 GMAA Team Championships

Girls

Place	School	Score
1	Kuper Academy	485
2	Sacred Heart School	537

Boys

Place	School	Score
1	Loyola High School	337
2	John Rennie High School	347
3	Kuper Academy	349
4	Westwood Sr. High School	383
5	Kahnawake Survival School	399
6	Selwyn House School	404
7	Bialik High School	422
8	Lakeside Academy	514
9	Westwood Jr. High School	522

G.M.A.A. Soccer Playoffs 2016-2017

15/11/2016 12:55

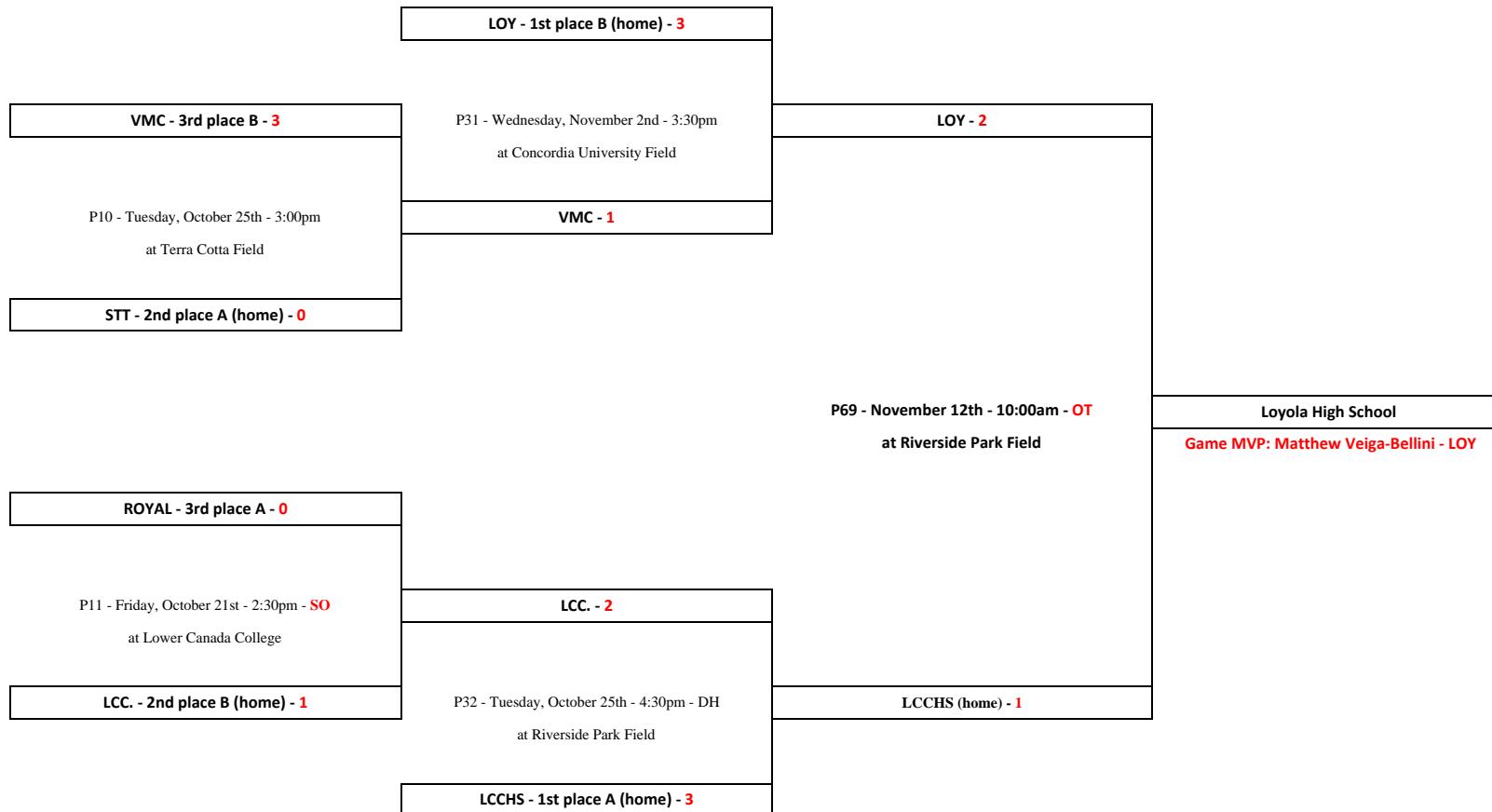
Juvenile Boys Division 1 - 9 teams (top 3 in each section)

Quarter Finals	Semi Finals	Finals	Champions
----------------	-------------	--------	-----------

****STT cannot play on Friday, October 21st**

****VMC cannot play on Friday, October 21st**

****LCC cannot play on Friday, October 21st**



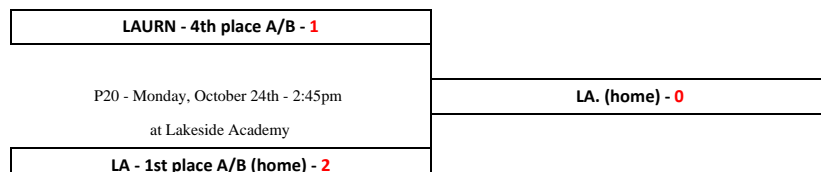
Juvenile Boys Division 2 - 7 teams (top 4 overall from A/B)

Semi Finals	Finals	Champions
-------------	--------	-----------

****Lester B Pearson SB Ped Day on Wednesday, October 26th**

****BHS cannot play Monday, October 24th also cannot play on Thursday, October 27th**

1st place - LA (13pts), 1nd place LMAC (13pts), 3rd place BHS (13pts), 4th place - LAURN (12pts)



	P54 - Thursday, October 27th - 3:30pm at Lakeside Academy Field	Beaconsfield HS
BHS - 3rd place A/B - 3		Game MVP:
P21 - Tuesday, October 25th - 3:30pm at Stade Hebert	BHS - 1	
LMAC - 2nd place A/B (home) - 0		

Juvenile Boys Division 3 - 9 teams (top 3 in each section)

Tie Breaker	Quarter Finals	Semi Finals	Finals	Champions
-------------	----------------	-------------	--------	-----------

- **JFKHS is not available to play on Friday, October 21st
- **STG is not available to play on Friday, October 21st
- **KELLS is not available to play on Friday, October 21st
- **WHS is not available to play on Friday, October 21st

KELLS - 4		WHS - 1st place B (home) - 6	
TB1 - Thursday, October 20th - 1:00pm at TMR Rec 3	KELLS - 3rd place B - 0	P33 - Tuesday, October 25th - 3:30pm at Westmount HS Field	WHS (home) - 4
STG (home) - 2	P12 - Monday, October 24th - 4:30pm - DH at West Island College Field	WIC - 1	
	WIC - 2nd place A (home) - 4		
			P55 - Thursday, November 3rd - 4:00pm at Westmount High School
	BA - 3rd place A - 2		Westmount High School
	P13 - Tuesday, October 25th - 3:30pm at John F Kennedy HS	BA - 3	Game MVP: Eric Koerich - WHS
	JFKHS - 2nd place B (home) - 1	P34 - Thursday, October 27th - 4:30pm at Terra Cotta Soccer Field	BA - 1
		KUPER - 1st place A (home) - 2	

Juvenile Girls Division 1 - 13 teams (top 4 from A/B and top 4 from C)

Quarter Finals	Semi Finals	Finals	Champions
----------------	-------------	--------	-----------

CSA - 1st place A/B (home) - 4

P1 - Thursday, October 20th - 3:30pm - **SO**
at Riverside Park

LCC - 4th place C - 3

CSA (home team) - 3

P42 - Tuesday, October 25th - 3:45pm
at City Lane Field

BHS - 2

LSA - 2nd place C (home team) - 2

P2 - Thursday, October 20th - 3:30pm
at City Lane Field

BHS - 3rd place A/B - 3

CSA - 5

SHSM - 3rd place C - 0

P3 - Thursday, October 20th - 3:00pm
at PCHS School Field

PCHS - 2nd place A/B (home) - 7

PCHS - 1

P43 - Tuesday, October 25th - 3:30pm
at Villa Maria HS Field

VILLA (home) - 2

P68 - Saturday, October 29th - 11:45am - SO
at Riverside Park Soccer Field

VILLA (home team) - 3

College Saint Anne
Game MVP: Flavie Sauvareau - CSA

STT - 4th place A/B - 0

P4 - Thursday, October 20th - 3:30pm
at Villa Maria School Field

VILLA - 1st place C (home) - 4

Juvenile Girls Division 2 - 4 teams (top 2)

Finals	Champions
---------------	------------------

HSBHS - 2nd place - 3

P35 - Tuesday, October 25th - 3:30pm
at Westwood HS JR Campus

WWHS - 1st place (home) - 8

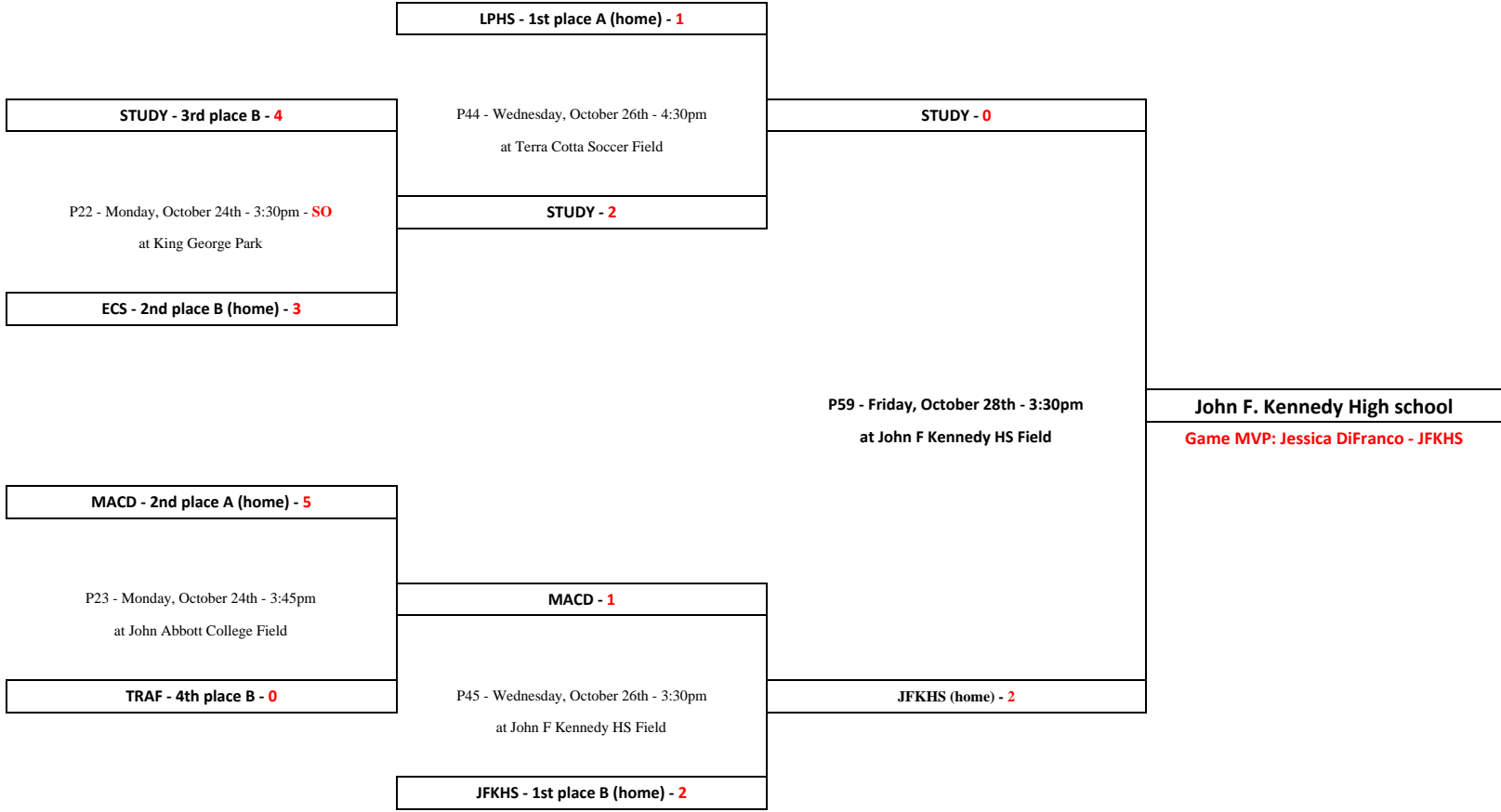
Westwood High School
Game MVP: Olivia Bragg - WWHS

Juvenile Girls Division 3 - 11 teams (top 2 from section A, top 4 from section B)

--

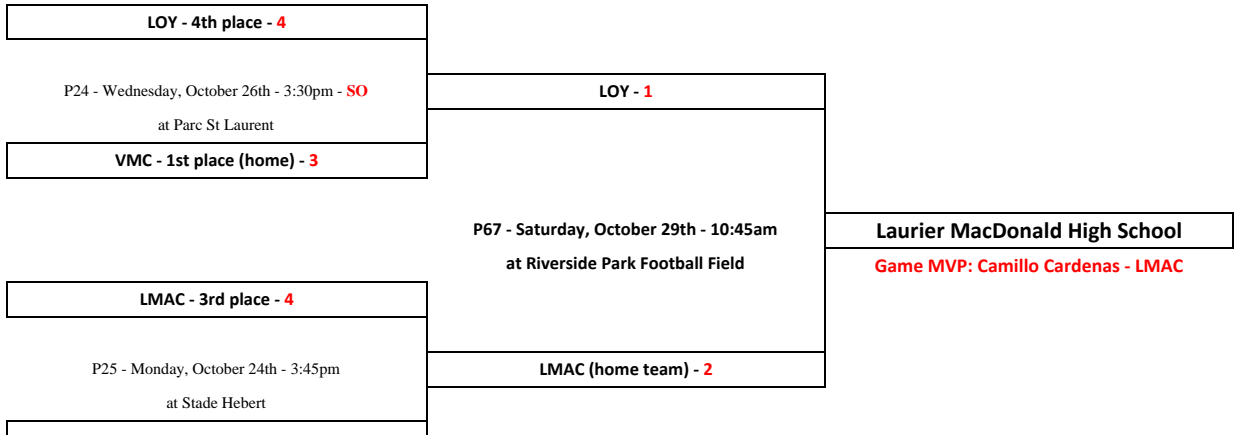
Quarter Finals	Semi Finals	Finals	Champions
----------------	-------------	--------	-----------

****ECS can only host on Tuesdays and Thursdays**



Midget Boys Division 1 - 7 teams (top 4)

Semi Finals	Finals	Champions
-------------	--------	-----------



LSA - 2nd place (home) - 3

Midget Boys Division 2 - 7 teams (top 4 overall from A/B)

Semi Finals **Finals** **Champions**

RHS - 4th place A/B - 0

P26 - Tuesday, October 25th - 3:00pm - DH
at Smiley Field

KUPER - 1st place A/B (home) - 2

KUPER (home) - 1

P56 - Thursday, November 3rd - 4:15pm - DH
at Smiley Field

Kuper Academy

Game MVP:

JRHS - 3rd place A/B - 0

P27 - Monday, October 24th - 2:00pm
at Molson Stadium

FACE - 0

FACE - 2nd place A/B (home) - 2

Midget Boys Division 3 - 6 teams (top 6)

Quarter Finals **Semi Finals** **Finals** **Champions**

****BIAL cannot play on Monday, October 24th or Tuesday, October 25th**

****LCCHS cannot play on Thursday, October 27th**

****FACE cannot play on Friday, October 28th**

LCCHS - 1st place (home) - 3

P36 - Tuesday, October 25th - 3:00pm
at Riverside Park

SELW - 1

SELW - 5th place - 2

P5 - Thursday, October 20th - 3:30pm
at John F Kennedy School Field

SELW - 4

JFKHS - 4th place (home) - 0

P57 - Wednesday, November 2nd - 3:30pm
at Forbes Field

Selwyn House School

Game MVP:

EMCS - 3rd place - 1	
P37 - Wednesday, October 26th - 4:00pm at Kent Park	BIAL - 0
BIAL - 2nd place (home) - 2	

Midget Girls Division 1 - 7 teams (top 4 overall from A/B)

Semi Finals	Finals	Champions
--------------------	---------------	------------------

VILLA - 4th place A/B - 0		
P46 - Thursday, October 27th - 3:15pm at Parc Pere Marquette	VMC (home team) - 1	
VMC - 1st place A/B (home) - 1		
	P66 - Saturday, October 29th - 10:15am at Riverside Park Soccer Field	Vincent Massey Collegiate
		Game MVP: Joanne Latella - VMC
LMAC - 3rd place A/B - 0		
P47 - Wednesday, October 26th - 3:30pm at Stade Hebert	LSA - 0	
LSA - 2nd place A/B - 1		

Midget Girls Division 3 - 8 teams (top 2 from each section)

Semi Finals	Finals	Champions
--------------------	---------------	------------------

****KUPER cannot play on Friday, October 21st**

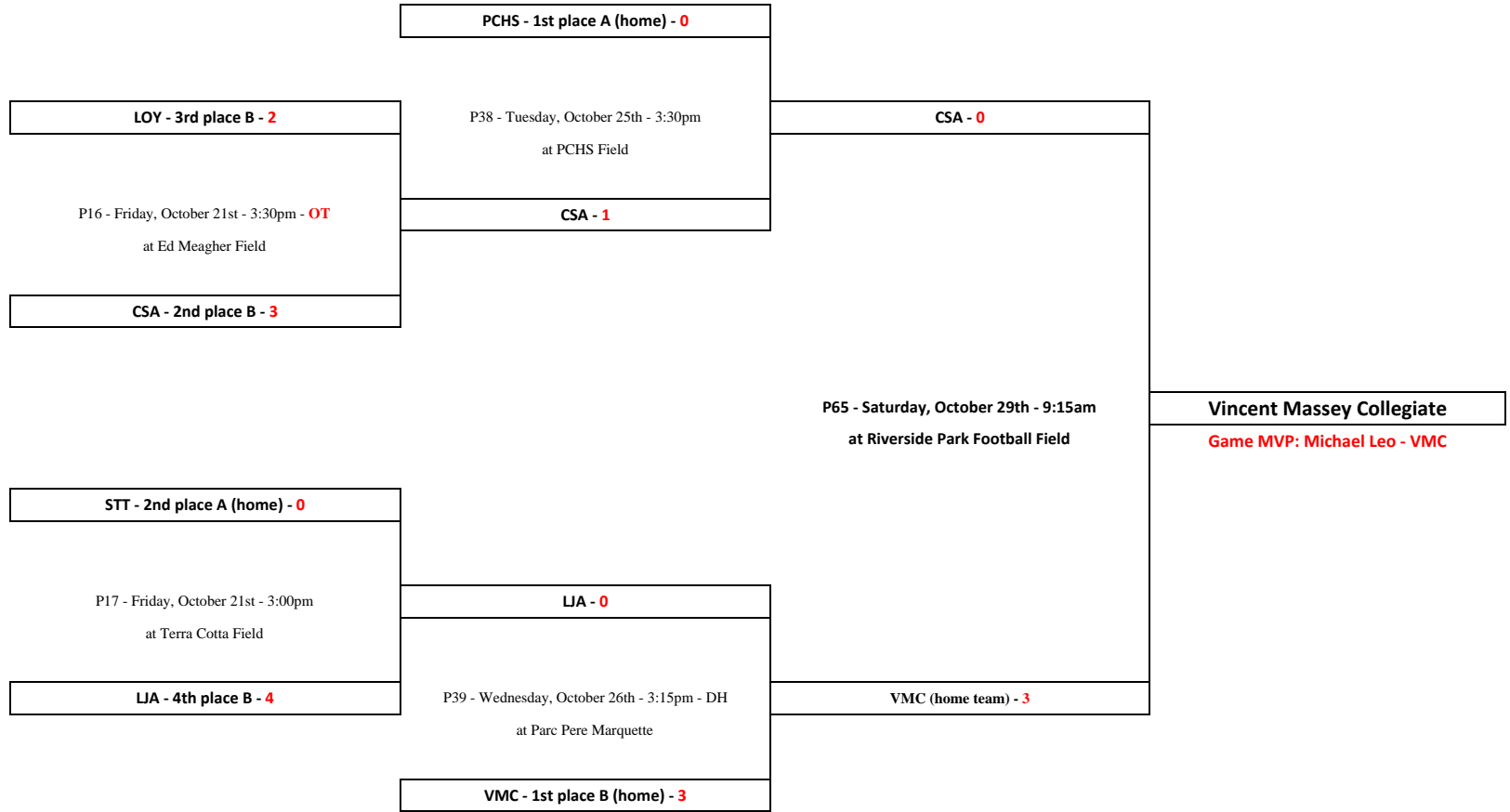
****FACE cannot play on Friday, October 21st**

KUPER - 1st place A (home) - 6		
P14 - Tuesday, October 25th - 3:00pm at Parc des Benevoles	KUPER (home) - 3	
RVALE - 2nd place B - 1		
	P60 - Thursday, November 3rd - 3:00pm - DH at Smiley Field	Kuper Academy
		Game MVP:
WWHS - 2nd place A - 0		
P15 - Monday, October 24th - 4:15pm at Jeanne Mance Field	FACE - 1	

FACE - 1st place B (home) - 3

Bantam Boys Division 1 - 11 teams (top 2 from section A, top 4 from section B)

Quarter Finals	Semi Finals	Finals	Champions
----------------	-------------	--------	-----------



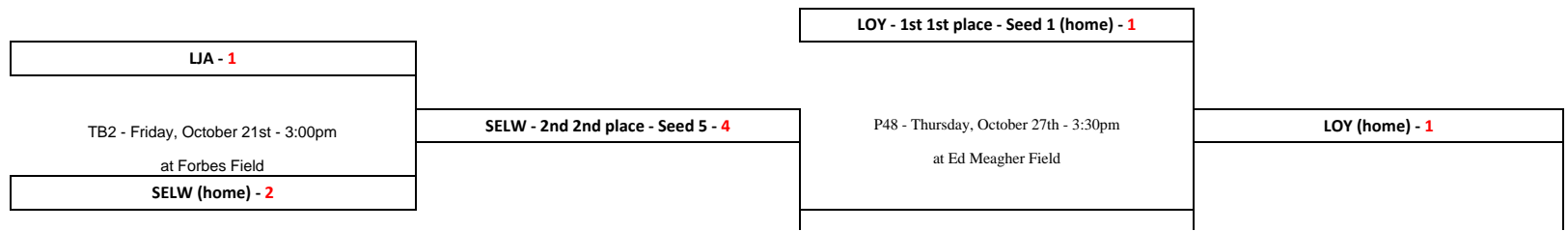
Bantam Boys Division 2 - 12 teams (top 2 from each section)

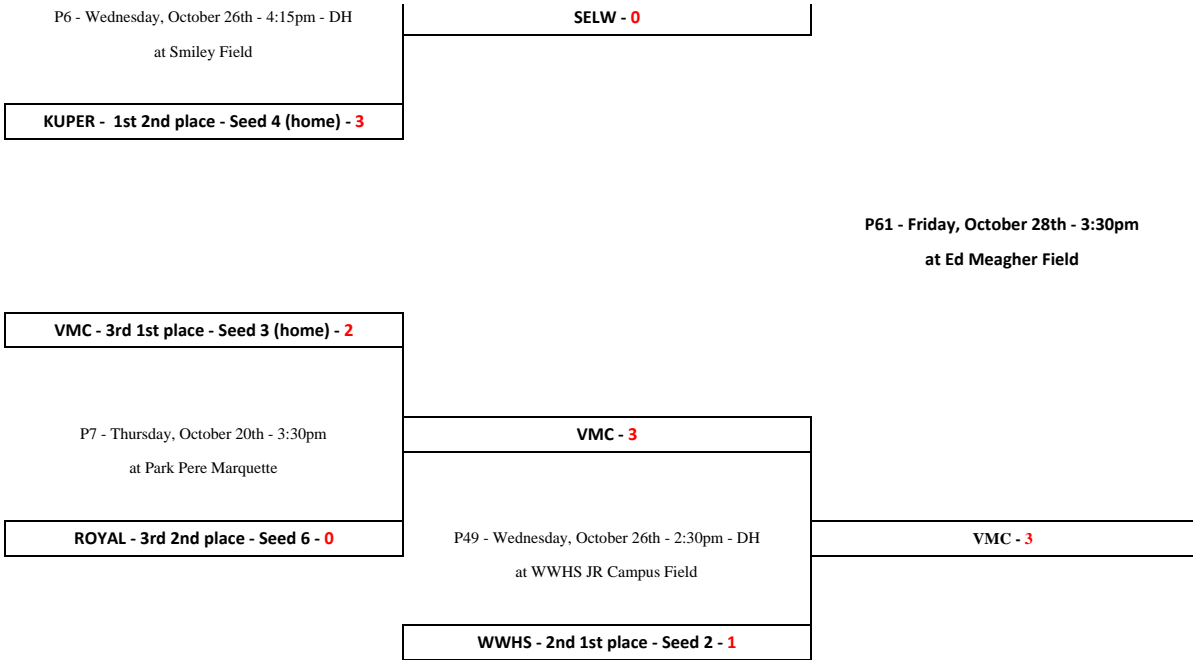
Tie Breaker	Quarter Finals	Semi Finals	Finals	Champions
-------------	----------------	-------------	--------	-----------

****playoff rule - 1st and 2nd place from the same section cannot meet until the finals**

1st 1st - LOY (15pts) - 2nd 1st - WWHS (14pts) - 3rd 1st VMC (13pts)

1st 2nd KUPER (12pts) - 2nd 2nd LJA/SELW (10 or 13pts) - 3rd 2nd - ROYAL (9pts)

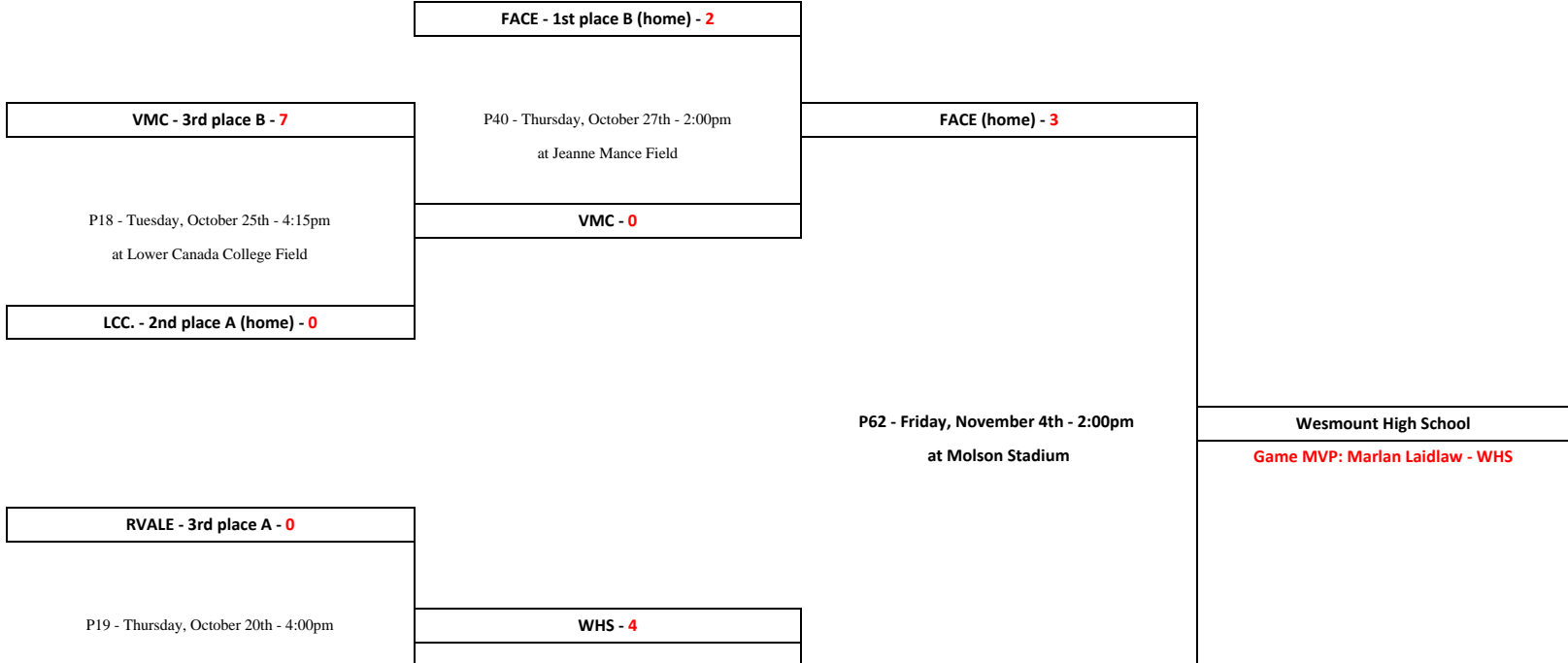




Bantam Boys Division 3 - 10 teams (top 3 in each section)

Quarter Finals	Semi Finals	Finals	Champions
----------------	-------------	--------	-----------

- **STG is not available to play on Friday, October 21st or Tuesday, October 25th
- *VMC cannot play Friday, October 21st or Monday, October 24th
- **WHS cannot play on Friday, October 28th



at Westmount HS Field		
WHS - 2nd place B (home) - 6	P41 - Tuesday, October 25th - 3:30pm at John Abbott College Field	WHS - 4
	MACD - 1st place A (home) - 2	

Bantam Girls Division 1 - 12 teams (top 2 from each section)

Quarter Finals	Semi Finals	Finals	Champions
-----------------------	--------------------	---------------	------------------

****playoff rule - 1st and 2nd place from the same section cannot meet until the finals**

****Lester B Pearson SB Ped Day on Wednesday, October 26th**

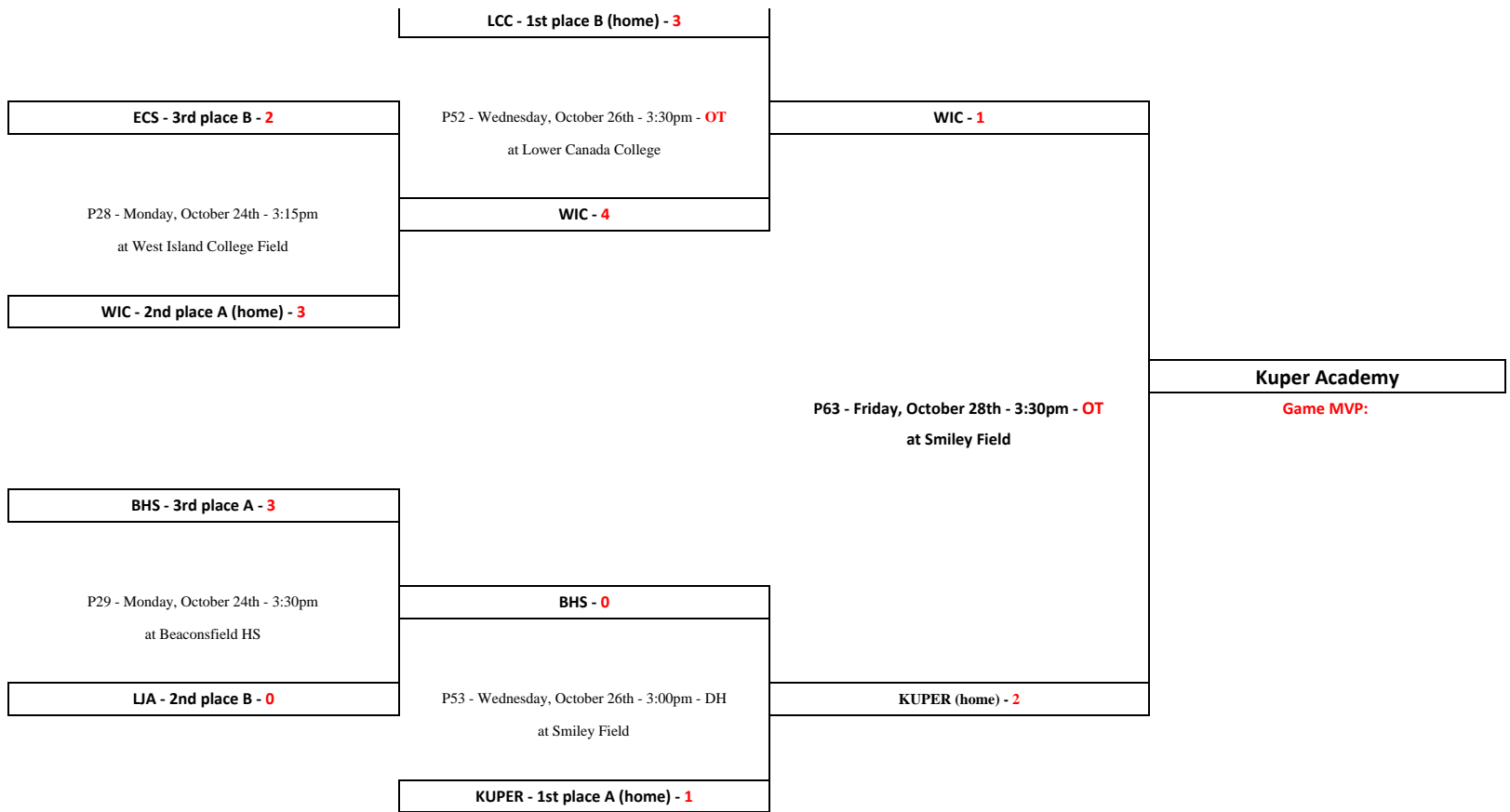
1st 1st - WWHS (16pts) - 2nd 1st - VMC (15pts) - 3rd 1st - ROYAL (13pts)

1st 2nd - LJA (15pts) - 2nd 2nd - CSA (10 pts) - 3rd 2nd - PCHS (8pts)

	WWHS - 1st 1st place - Seed 1 (home) - 1		
CSA - 2nd 2nd place - Seed 5 - 0	P50 - Wednesday, October 26th - 3:30pm - DH at Westwood HS JR Campus	WWHS (home team) - 2	
P8 - Thursday, October 20th - 3:30pm at Laval JR Academy	LJA - 0		
LJA - 1st 2nd place - Seed 4 (home) - 2			
		P64 - Saturday, October 29th - 8:45am at Riverside Park Soccer Field	Westwood High School Game MVP: Lauren Ellis - WWHS
ROYAL - 3rd 1st place - Seed 3 (home) - 2			
P9 - Thursday, October 20th - 3:30pm at Royal West Academy Field	ROYAL - 4		
PCHS - 3rd 2nd place - Seed 6 - 1	P51 - Wednesday, October 26th - 4:30pm - DH at Park Pere Marquette	ROYAL - 1	
	VMC - 2nd 1st place - Seed 2 - 1		

Bantam Girls Division 2 - 10 teams (top 3 from each section)

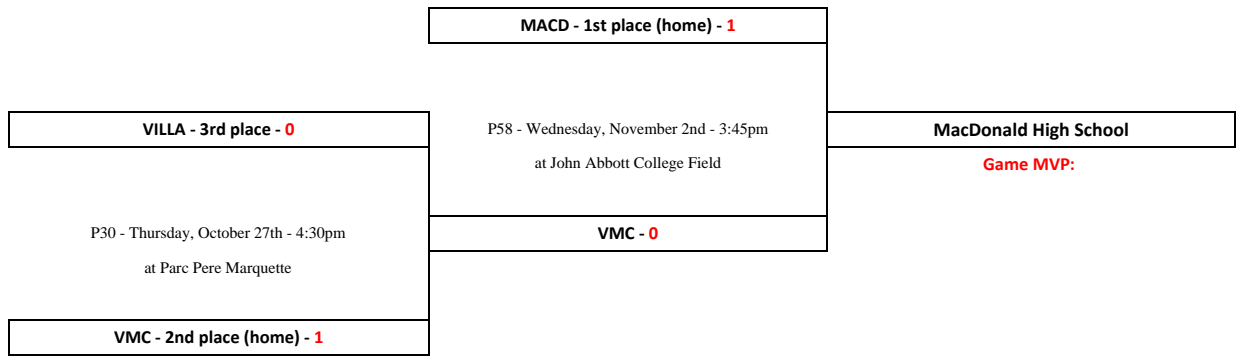
Quarter Finals	Semi Finals	Finals	Champions
-----------------------	--------------------	---------------	------------------



Bantam Girls Division 3 - 5 teams (top 3)

Semi Finals	Finals	Champions
--------------------	---------------	------------------

****VMC cannot play on Monday, October 24th**



G.M.A.A. Soccer Standings 2016-2017

Oct 20, 16

12:41 PM

	<u>School</u>	<u>Games</u>	<u>Win</u>	<u>Loss</u>	<u>Tie</u>	<u>Points</u>
JB1A						
8	Lasalle Community Comp HS	8	7	0	1	22
	St Thomas High School	8	4	2	2	14
	Royal West Academy	8	4	4	0	12
	Pierrefonds Comp. High School	8	2	5	1	7
	Riverdale High School	8	1	7	0	3
JB1B						
6	Loyola High School	6	6	0	0	18
	Lower Canada College	6	2	3	1	7
	Vincent Massey Collegiate	6	2	3	1	7
	Lester B Pearson HS	6	1	5	0	3
JB2A						
7	Lakeside Academy	7	4	2	1	13
	Beaconsfield High School	7	4	2	1	13
	LaurenHill Academy	7	4	3	0	12
JB2B						
7	Laurier MacDonald HS	7	4	2	1	13
	Selwyn House School	7	3	3	1	10
	Rosemount High School	7	0	7	0	0
JB3A						
6	Kuper Academy	6	5	1	0	15
	West Island College	6	4	2	0	12
	Beurling Academy	6	2	3	1	7
	MacDonald HS	6	0	5	1	1
OUT	Emmanuel Christian School	0	0	0	0	0
JB3B						
	Westmount HS	8	6	0	2	20
8	John F Kennedy HS	8	6	0	2	20
	Kells Academy	8	3	5	0	9
	St Georges High School	8	3	5	0	9
	Centennial Academy	8	0	8	0	0
JG1A						
7	Beaconsfield High School	7	4	3	0	12
	St Thomas High School	7	2	3	2	8
	John Rennie High School	7	0	5	2	2
JG1B						
7	College Sainte Anne	7	6	0	1	19
	Pierrefonds Comp. High School	7	5	1	1	16
	West Island College	7	1	6	0	3
JG1C						
6	Villa Maria High School	6	6	0	0	18
	Laval Senior Academy	6	5	1	0	15
	Sacred Heart School of Montreal	6	3	2	1	10
	Lower Canada College	6	3	3	0	9
	Lester B Pearson HS	6	2	4	0	6
	Lasalle Community Comp HS	6	0	4	2	2
	LaurenHill Academy	6	0	5	1	1
JG2A						
6	Westwood High School	6	5	1	0	15

		Howard S Billings HS	6	5	1	0	15
		Royal West Academy	6	1	4	1	4
		Laval Senior Academy	6	0	5	1	1
JG3A							
6		Lindsay Place HS	6	5	1	0	15
		MacDonald HS	6	4	1	1	13
		Beurling Academy	6	2	3	1	7
		Riverdale High School	6	0	6	0	0
JG3B							
6		John F Kennedy HS	6	6	0	0	18
		Miss Edgars and Miss Cramps	6	5	1	0	15
		The Study School	6	4	2	0	12
		Trafalgar School	6	3	3	0	9
		Kahnawake Survival School	6	2	4	0	6
		Kells Academy	6	1	5	0	3
		St Georges High School	6	0	6	0	0
MB1A							
6		Vincent Massey Collegiate	6	5	0	1	16
		Laval Senior Academy	6	4	0	2	14
		Laurier MacDonald HS	6	3	1	2	11
		Loyola High School	6	2	3	1	7
		Lester B Pearson HS	6	1	2	3	6
		Pierrefonds Comp. High School	6	1	4	1	4
		Lower Canada College	6	0	6	0	0
MB2A							
7		Kuper Academy	7	6	0	1	19
		John Rennie High School	7	4	2	1	13
		Lakeside Academy	7	1	6	0	3
MB2B							
7		FACE High School	7	6	1	0	18
		Rosemount High School	7	3	4	0	9
		Royal West Academy	7	0	7	0	0
MB3A							
5		Lasalle Community Comp HS	5	4	0	1	13
		Bialik HS	5	4	1	0	12
		Emmanuel Christian School	5	3	1	1	10
		John F Kennedy HS	5	2	3	0	6
		Selwyn House School	5	1	4	0	3
		Centennial Academy	5	0	5	0	0
MG1A							
7		Laval Senior Academy	7	5	1	1	16
		Villa Maria High School	7	2	3	2	8
		Sacred Heart School of Montreal	7	2	3	2	8
MG1B							
7		Vincent Massey Collegiate	7	6	0	1	19
		Laurier MacDonald HS	7	3	4	0	9
		Rosemere High School	7	0	7	0	0
MG3A							
6		Kuper Academy	6	6	0	0	18
		Westwood High School	6	2	3	1	7
		Lower Canada College	6	2	3	1	7
		Lakeside Academy	6	1	5	0	3
MG3B							
6		FACE High School	6	5	0	1	16
		Royal Vale School	6	4	1	1	13
		The Study School	6	2	4	0	6
		Bialik HS	6	0	6	0	0

BB1A						
6	Pierrefonds Comp. High School	6	6	0	0	18
	St Thomas High School	6	3	2	1	10
	John Rennie High School	5	1	3	1	4
	Rosemere High School	5	0	5	0	0
OUT	Riverdale High School	0	0	0	0	0
BB1B						
6	Vincent Massey Collegiate	6	6	0	0	18
	College Sainte Anne	6	4	1	1	13
	Loyola High School	6	3	2	1	10
	Laval Junior Academy	6	3	2	1	10
	John Paul 1 HS	6	2	4	0	6
	Lasalle Community Comp HS	6	1	5	0	3
	LaurenHill Academy	6	0	5	1	1
BB2A						
6	Westwood High School	6	4	0	2	14
	Kuper Academy	6	4	2	0	12
	West Island College	6	2	2	2	8
	Beaconsfield High School	6	0	6	0	0
BB2B						
6	Loyola High School	6	5	1	0	15
	Royal West Academy	6	3	3	0	9
	Selwyn House School (Team 1)	6	2	3	1	7
	Lower Canada College	6	1	4	1	4
BB2C						
6	Vincent Massey Collegiate	6	4	1	1	13
	Selwyn House School (Team 2)	6	3	2	1	10
	Laval Junior Academy	6	3	2	1	10
	Rosemount High School	6	0	5	1	1
BB3A						
8	MacDonald HS	8	7	1	0	21
	Lower Canada College	8	4	2	2	14
	Royal Vale School	8	3	2	3	12
	Lakeside Academy	8	2	6	0	6
	Kuper Academy	8	1	6	1	4
BB3B						
8	FACE High School	8	7	0	1	22
	Westmount HS	8	5	2	1	16
	Vincent Massey Collegiate	8	4	3	1	13
	St Georges High School	8	2	5	1	7
	Villa Maria High School	8	0	8	0	0
BG1A						
6	Westwood High School	6	5	0	1	16
	Pierrefonds Comp. High School	6	2	2	2	8
	St Thomas High School	6	2	3	1	7
	John Rennie High School	6	1	5	0	3
BG1B						
6	Royal West Academy	6	4	1	1	13
	College Sainte Anne	6	3	2	1	10
	Villa Maria High School	6	2	3	1	7
	Howard S Billings HS	6	1	4	1	4
BG1C						
6	Vincent Massey Collegiate	6	5	1	0	15
	Laval Junior Academy	6	5	1	0	15
	John Paul 1 HS	6	2	4	0	6
	Rosemere High School	6	0	6	0	0
BG2A						

8	Kuper Academy	8	6	0	2	20
	West Island College	8	5	1	2	17
	Beaconsfield High School	8	4	3	1	13
	Lasalle Community Comp HS	8	2	5	1	7
	Lakeside Academy	8	0	8	0	0
BG2B						
8	Lower Canada College	8	6	1	1	19
	Laval Junior Academy	8	5	1	2	17
	Miss Edgars and Miss Cramps	8	2	2	4	10
	Sacred Heart School of Montreal	8	2	4	2	8
	LaurenHill Academy	8	0	7	1	1
BG3A						
8	MacDonald HS	8	5	2	1	16
	Vincent Massey Collegiate	8	4	2	2	14
	Villa Maria High School	8	4	3	1	13
	Lindsay Place HS	8	4	4	0	12
	Westmount HS	8	1	7	0	3

G.M.A.A. Softball Playoffs 2016-2017

28/10/2016 8:54

Red - Tentative

Black - Confirmed

Juvenile Girls Div 1- 5 teams (top 2)	
Final	Champions
HSBHS (Home) - 5	
P1-Thursday Oct. 27th-3:30pm at Bonneau Park	Howard S Billings HS Game MVP: Brianna LaVallière
STT - 0	

Juvenile Boys Div 1- Top 4		
Semi Finals	Final	Champions
JRHS CANNOT PLAY ON TUESDAY Oct 25th or 27th		
HSBHS CANNOT PLAY ON THURSDAY Oct 27th		
LAURN (Home) - 11		
P3- Wednesday Oct. 26-3:45 pm at Cedar Park	LAURN - 4	
JRHS - 3		
	P6- Thursday October 27th-3:45pm at PCHS (Sportsplexe)	Pierrefonds Comprehensive HS Game MVP: Randy Santana-Morcus
HSBHS (Home)-5		
P5- Tuesday October 25th-3:00pm at Bonneau Park	PCHS - 7	
PCHS-13		

Oct: 25/16

8:46 AM

GMAA Softball Standings 2016-2017

School	Games	Win	Loss	Tie	Points
Juvenile Girls "1A"					
Howard S Billings HS	8	8	0	0	16
St Thomas High School	8	6	2	0	12
Beaconsfield High School	8	3	5	0	6
MacDonald High School	8	3	5	0	6
Kahnawake Survival School	8	0	8	0	0
Juvenile Boys "1A"					
LaurenHill Academy	4	4	0	0	8
Howard S Billings HS	4	3	1	0	6
Pierrefonds Comprehensive HS	4	2	2	0	4
John Rennie High School	4	1	3	0	2
St George's School	4	0	4	0	0
	30				

Bantam Girls			
Place	School	Team Points	
1	ROYAL	64	
2	STT	93	
3	STUDY	102	
4	SHSM	152	
5	KUPER	172	
6	VILLA	244	
7	VMC	262	
8	JP1	288	
9	FACE	291	
10	HSBHS	316	
11	LAURN	441	
11	WWHS	441	
13	HA	543	
14	RHS	677	

Bantam Boys			
Place	School	Team Points	
1	VMC	66	
2	HSBHS	95	
3	ROYAL	130	
4	LAURN	230	
5	STT	237	
6	JP1	270	
7	FACE	290	
8	LOY	293	
9	WWHS	309	
10	HA	313	
11	KUPER	335	
12	LBPHS	624	
13	KELLS	695	

Midget Girls			
Place	School	Team Points	
1	ROYAL	47	
2	FACE	106	
3	KUPER	122	
4	VILLA	243	
5	LCC.	253	
6	WIC	282	
7	VMC	338	
8	RHS	382	
9	HZHS	461	
10	HA	476	

Midget Boys			
Place	School	Team Points	
1	ROYAL	49	
2	FACE	71	
3	LCC.	121	
4	EMCS	179	
5	WIC	206	
6	WWHS	232	
7	KUPER	252	
8	LBPHS	260	
9	HA	262	
10	RHS	262	
11	CP1	351	

Juvenile Girls			
Place	School	Team Points	
1	STUDY	46	
2	HSBHS	47	
3	PCHS	79	
4	KUPER	124	
5	LBPHS	128	
6	FACE	137	
7	LCC	147	
8	CPI	153	

Juvenile Boys			
Place	School	Team Points	
1	CPI	70	
2	LCC.	77	
3	LBPHS	82	
4	FACE	87	
5	LA	100	
6	LPHS	130	
7	HA	142	
8	HSBHS	179	
9	WHS	283	

GMAA Touch Football Playoffs 2016-2017

03/11/2016 9:26

Juvenile Boys Division 1 - 12 teams (top 2 from each section)


Tie Breaker	Quarter Finals	Semi Finals	Finals	Champions
<p>MACD - 12</p>	Winner is 2nd place in A			
<p>Wednesday, October 19th - 3:00pm at Beaconsfield HS Field</p>				
<p>BHS (home) - 0</p>				
		<p>JRHS (home) - 0</p>		
		<p>P3-Thursday October 27th-3:30 pm at Terra Cotta Field</p>		
<p>MACD-7</p>				
<p>P1-Tuesday October 25th-4:00pm at Howard S. Billings HS Field</p>				
<p>HSBHS (home)-26</p>				
		<p>HSBHS - 10</p>	<p>HSBHS-13</p>	
		<p>P5-Wednesday November 2nd-3:30 pm at Riverdale HS Field</p>		<p>Howard S. Billings High School</p>
				<p>Game MVP: Jordan Murphy</p>
		<p>RIVHS-2</p>		
<p>RIVHS (home) - 57</p>				
<p>P2-Thursday October 27th-3:30 pm at Riverdale HS Field</p>				
<p>RHS - 0</p>				
		<p>P4-Monday October 31st- 3:30 pm at Kent Park</p>	<p>RIVHS-6</p>	
		<p>BIAL-0</p>		

Boys Touch Football Standings 2016-17

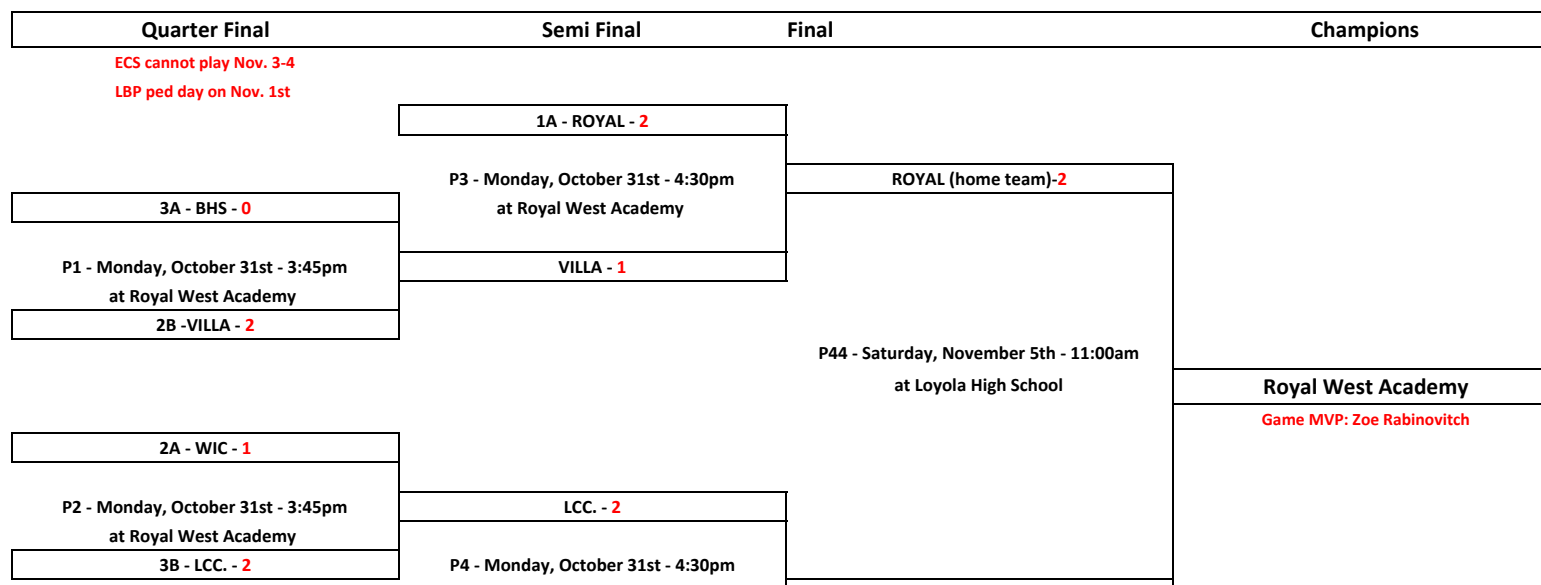
School	Games	Win	Loss	Tie	Points
Juvenile Boys 1A					
John Rennie HS	6	6	0	0	12
MacDonald HS	6	3	3	0	6
Beaconsfield HS	6	3	3	0	6
Lakeside Academy	6	0	6	0	0
Juvenile Boys 1B					
Riverdale HS	6	4	1	1	9
Howard S Billings HS	6	4	1	1	9
Beurling Academy	6	2	4	0	4
West Island College	6	1	5	0	2
Juvenile Boys 1C					
Bialik HS	6	6	0	0	12
Rosemount HS	5	2	2	1	5
St George's School	6	2	3	1	5
Royal Vale HS	5	0	5	0	0

G.M.A.A. Volleyball Playoffs 2016-2017

Juvenile Boys Division 1 (10 Teams - Top 3 in each section make it)



Juvenile Girls Division 1 (10 Teams - Top 3 in each section make it)



at Royal West Academy	LCC-0
1B - ECS - 1	

Juvenile Girls Division 3 (16 Teams - Top 2 in each section make it)

Play in Game	Quarter Final	Semi Final	Final	Champions
LBP ped day on Nov. 1st MMA cannot play Oct. 26th-27th				
	1A - MACD - 2			
	P6 - Wednesday, November 2nd - 3:15pm at Laurier Macdonald HS	MACD - 2		
	2D - LBPHS-0			
WHS - 2		P10 - Wednesday, November 2nd - 4:45pm at Laurier Macdonald HS	MACD - 2	
P5 - Wednesday, November 2nd - 2:30pm at Laurier Macdonald HS	2B - WHS - 0			
LAURN - 0	P7 - Wednesday, November 2nd - 3:15pm at Laurier Macdonald HS	HSBHS - 0		
	1C - HSBHS - 2			
			P12 - Wednesday, November 2nd - 5:30pm at Laurier Macdonald HS	Macdonald High School Game MVP: Ciara Tweedie-Smith
	1B - MMA - 2			
LCCHS - 2	P8 - Wednesday, November 2nd - 4:00pm at Laurier Macdonald HS	MMA - 1		
P45 - Wednesday, November 2nd - 2:30pm at Laurier Macdonald HS	2A - PCHS - 1			
PCHS - 0		P11 - Wednesday, November 2nd - 4:45pm at Laurier Macdonald HS	LMAC - 1	
	2C - KSS - 0			
	P9 - Wednesday, November 2nd - 4:00pm at Laurier Macdonald HS	LMAC - 2		
	1D - LMAC - 2			

Midget Boys Division 1 (7 Teams - Top 4 make it)

Semi Final	Final	Champions
LBP ped day on Nov. 1st		
1A - JRHS - 0		
P13 - Wednesday, November 2nd - 4:15pm at John Rennie HS	LMAC (home team)-0	

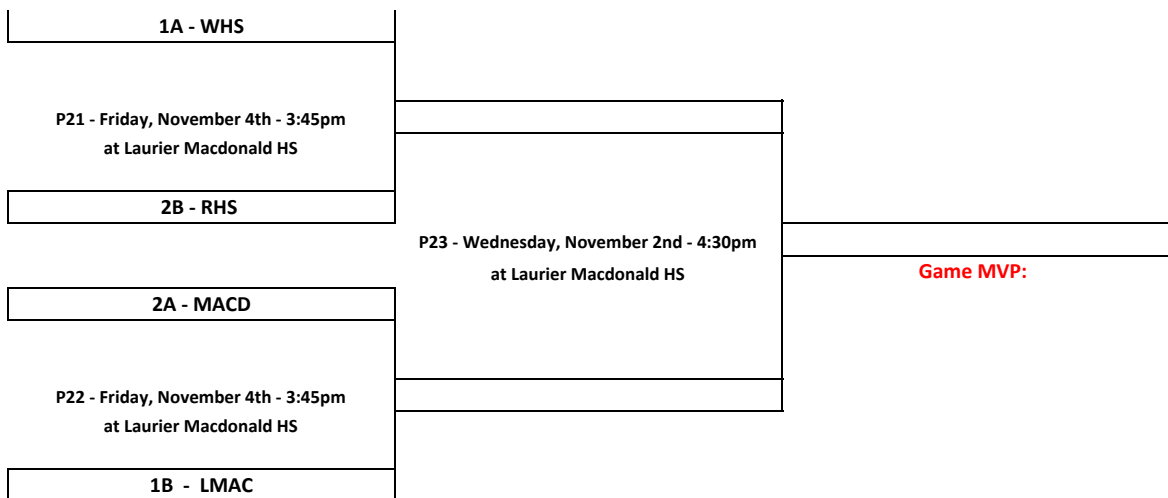
4A - LMAC - 2	P41 - Saturday, November 5th - 9:30am at Loyola High School	West Island College
3A - WIC - 2		Game MVP: Alessandro Simeone
P14 - Wednesday, November 2nd - 4:15pm at John Rennie HS		WIC-2
2A - LOY - 0		

Midget Girls Division 1 (11 Teams - Top 4 in each section make it)

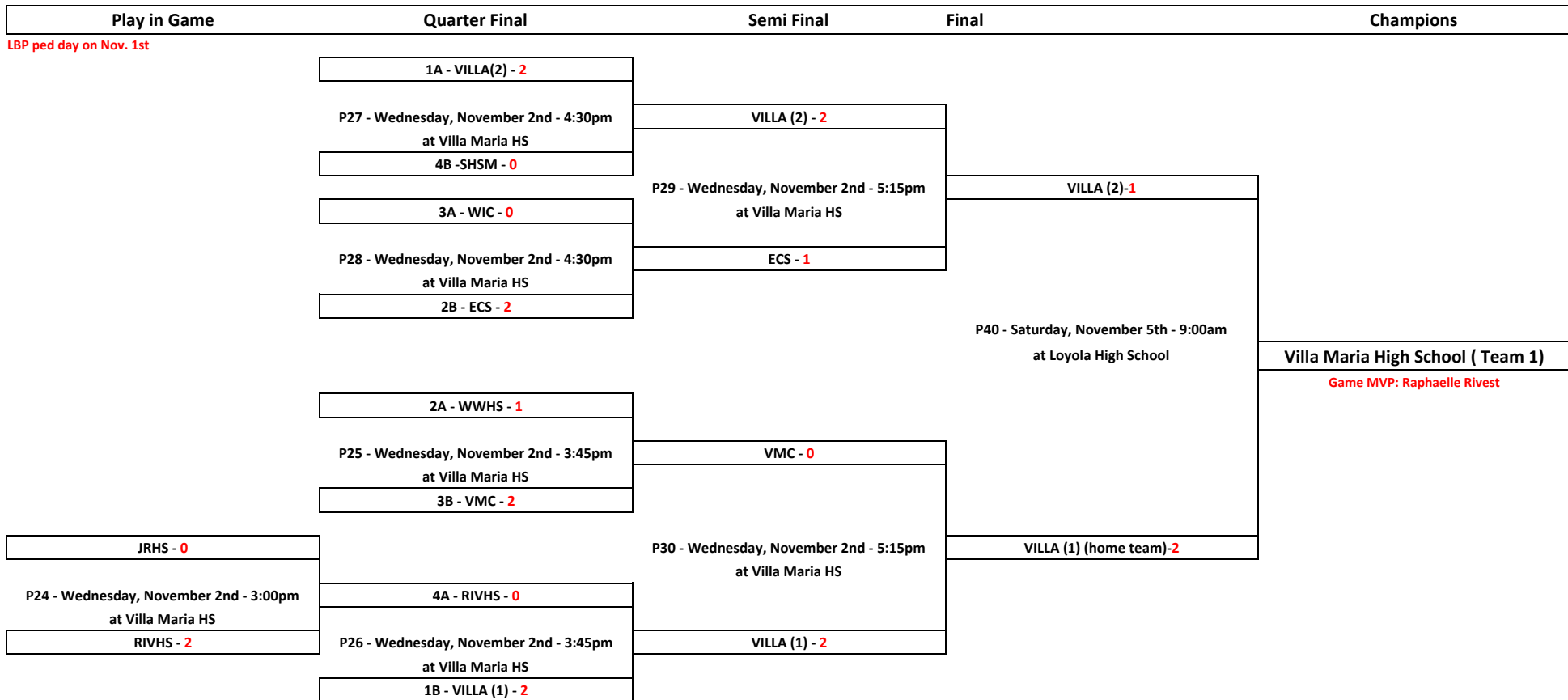
Quarter Final	Semi Final	Final	Champions
ECS cannot play Nov. 3-4 LBP ped day on Nov. 1st			
1A - ROYAL (2) - 2	ROYAL (2) - 2	ROYAL (2)-0	Villa Maria High School Game MVP: Morgan Hadad C.
P15 - Wednesday, November 2nd - 3:45pm at Royal West Academy			
4B -LCC. - 0	ROYAL (1) - 0		
3A - PCHS - 0			
P16 - Wednesday, November 2nd - 4:30pm at Royal West Academy		P42 - Saturday, November 5th - 10:00am at Loyola High School	
2B - ROYAL (1) - 2			
2A - VILLA (2) - 2	VILLA (2) - 0		VILLA (1) (home team)-2
P17 - Wednesday, November 2nd - 4:30pm at Royal West Academy			
3B - VMC - 0	VILLA (1) - 2		
4A - WWHS - 0			
P18 - Wednesday, November 2nd - 3:45pm at Royal West Academy			
1B - VILLA (1) - 2			

Midget Girls Division 3 (9 Teams - Top 2 in each section make it)

Semi Final	Final	Champions
LBP ped day on Nov. 1st RHS cannot play Nov. 3		
	LMAC cannot play Nov. 2nd	



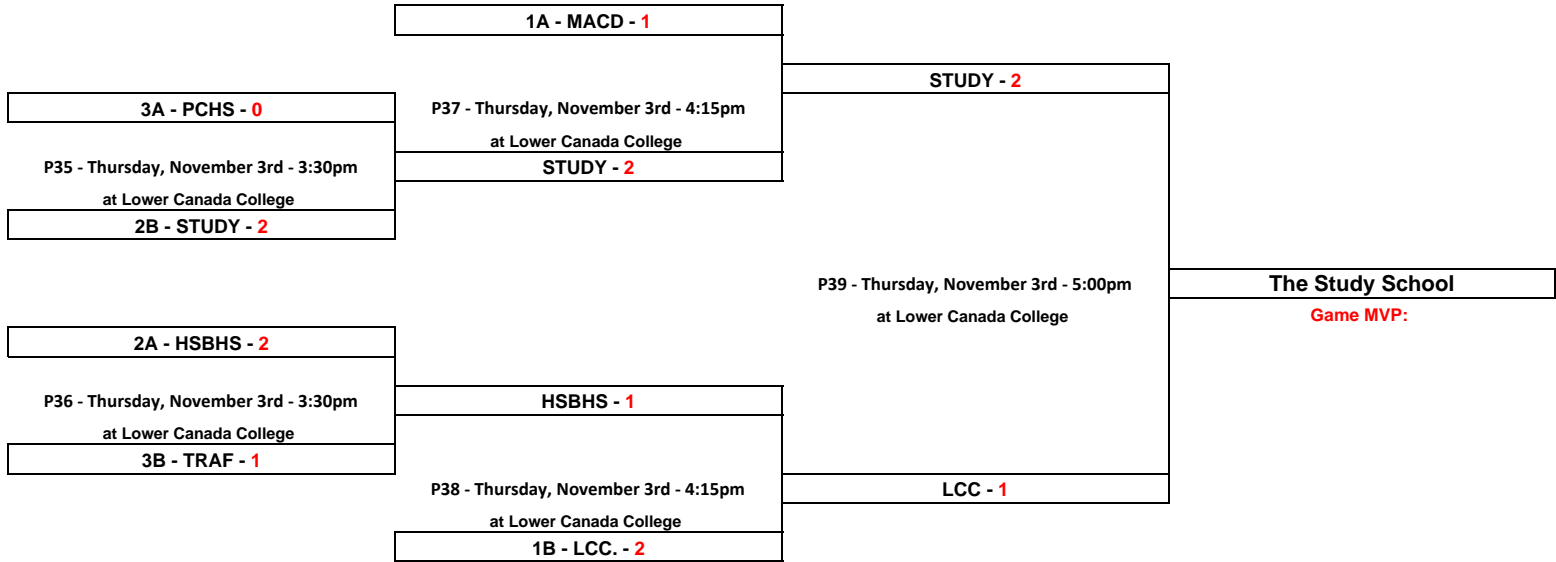
Bantam Girls Division 1 (11 Teams - Top 4 in each section make it)



Bantam Girls Division 3 (3 teams - top 3 in each section make it)

Quarter Final	Semi Final	Final	Champions
---------------	------------	-------	-----------

LBP ped day on Nov. 1st



Volleyball Standings 2016-2017

27-Oct-16

11:15:51 AM

	School	Games	Win	Loss	Tie	Points	
JB1A							
12	MacDonald High School	12	10	0	2	22	1
	Loyola High School	12	6	3	3	15	2
	Lakeside Academy	12	2	4	6	10	3
	Beaconsfield High School	12	2	5	5	9	
	Westwood High School	12	0	8	4	4	
JB1B							
12	Vincent Massey Collegiate	12	7	1	4	18	1
	Laurier MacDonald High School	12	6	1	5	17	2
	LaurenHill Academy	12	5	3	4	14	3
	Westmount High School	12	1	6	5	7	
	Marymount Academy	12	0	8	4	4	
JG1A							
12	Royal West Academy	12	12	0	0	24	1
	West Island College	12	6	3	3	15	2
	Beaconsfield High School	12	3	6	3	9	3
	John Rennie High School	12	1	6	5	7	
	Riverdale High School	12	2	9	1	5	
JG1B							
12	ECS	12	7	0	5	19	1
	Villa Maria High School	12	3	3	6	12	2
	Lower Canada College	12	3	4	5	11	3
	Vincent Massey Collegiate	12	3	5	4	10	
	Sacred Heart School	12	2	6	4	8	
JG3A							
12	MacDonald High School	12	10	0	2	22	1
	Lasalle Community Comp High School	12	4	5	3	11	2
	Pierrefonds Comp High School	12	3	4	5	11	2
	Lakeside Academy	12	1	9	2	4	
JG3B							
12	Marymount Academy	12	5	0	7	17	1
	Westmount High School	12	5	3	4	14	2
	LaurenHill Academy	12	5	3	4	14	2
	Beurling Academy	12	0	9	3	3	
JG3C							
12	Howard S Billings High School	12	7	2	3	17	1
	Kahnawake Survival School	12	7	3	2	16	2
	Trafalgar School	12	2	6	4	8	
	The Study	12	0	5	7	7	
JG3D							
12	Laurier MacDonald High School	12	10	1	1	21	1
	Lester B Pearson High School	12	4	3	5	13	2
	Rosemount High School	12	2	4	6	10	
	Vincent Massey Collegiate	12	0	8	4	4	
MB1A							
12	John Rennie High School	12	6	2	4	16	1
	Loyola High School (Team 1)	12	4	1	7	15	2
	West Island College	12	4	2	6	14	3
	Laurier MacDonald High School	12	3	3	6	12	4
	St Thomas High School	12	1	2	9	11	

	Westmount High School	12	1	4	7	9	
	Loyola High School (Team 2)	12	0	5	7	7	
MG1A							
12	Royal West Academy (Team 2)	12	9	0	3	21	1
	Villa Maria High School (Team 2)	12	9	2	1	19	2
	Pierrefonds Comp High School	12	5	5	2	12	3
	Westwood High School	12	2	7	3	7	4
	Beaconsfield High School	12	0	11	1	1	
MG1B							
10	Villa Maria High School (Team 1)	10	9	0	1	19	1
	Royal West Academy (Team 1)	10	7	1	2	16	2
	Vincent Massey Collegiate	10	4	4	2	10	3
	Lower Canada College	10	4	5	1	9	4
	ECS	10	1	6	3	5	
	Sacred Heart School	10	0	9	1	1	
MG3A							
12	Westmount High School	12	6	0	6	18	1
	MacDonald High School	12	5	1	6	16	2
	Lasalle Community Comp High School	12	4	2	6	14	
	Royal Vale School	12	3	7	2	8	
	Lindsay Place High School	12	1	9	2	4	
MG3B							
12	Laurier MacDonald High School	12	7	1	4	18	1
	Rosemount High School	12	7	2	3	17	2
	FACE High School	12	3	8	1	7	
	Vincent Massey Collegiate	12	2	8	2	6	
BG1A							
10	Villa Maria High School (Team 2)	10	9	0	1	19	1
	Westwood High School	10	6	2	2	14	2
	West Island College	10	2	4	4	8	3
	John Rennie High School	10	1	4	5	7	4
	Riverdale High School	10	1	4	5	7	4
	St Thomas High School	10	1	6	3	5	
BG1B							
12	ECS	12	9	1	2	20	1
	Villa Maria High School (Team 1)	12	9	1	2	20	1
	Vincent Massey Collegiate	12	4	5	3	11	2
	Sacred Heart School	12	2	7	3	7	3
	Royal West Academy	12	0	10	2	2	
BG3A							
12	MacDonald High School	12	8	0	4	20	1
	Howard S Billings High School	12	6	2	4	16	2
	Pierrefonds Comp High School	12	5	2	5	15	3
	Lakeside Academy	12	2	7	3	7	
	LaurenHill Academy	12	0	10	2	2	
BG3B							
10	Lower Canada College	10	7	0	3	17	1
	The Study	10	7	1	2	16	2
	Trafalgar High School	10	2	3	5	9	3
	Westmount High School	10	3	5	2	8	
	Vincent Massey Collegiate	10	2	6	2	6	
	ECS	10	0	6	4	4	