



RESULTS

TOURNAMENT: GMAA FINALS

DATE: February-20-14

SITE: _____

Boys

DIVISION

87 kg

3 Participants

WRESTLER

CLUB

1) RORONTAKEHTHE DELORMIER KSS

2) DENZEL MUSTILL BEURLING

3) JONATHAN CITEURIER LOYOLA

4) _____

5) _____

6) _____

95 kg

5 Participants

WRESTLER

CLUB

1) ANDREW ROVER LOYOLA

2) TONY TRAN VMC

3) MATHIEU GERVAIS CND

4) DAVID RICHARDSON BEURLING.

5) ALESSANDRO BARILE VMC

6) _____

103 kg

5 Participants

WRESTLER

CLUB

1) WILLIAM MATTHEWS LOYOLA

2) GAVIN DELANEY LOYOLA

3) WILL FARROW LOYOLA

4) MATTHEW STANISLAUS BEURLING

5) TATIE DEER KSS.

6) _____

111 kg

5 Participants

WRESTLER

CLUB

- 1) KANERAHATENS BUSH
- 2) ALEXANDRE DAVID
- 3) TREVOR TABAH
- 4) EVAN YEE
- 5) MATTHEW FRANCES
- 6) _____

- KSS
- VMC
- SELWYN
- LOYOLA
- SELWYN

119 kg

14 Participants

WRESTLER

CLUB

- 1) LUCA ZINNO
- 2) KYLE LAROCQUE
- 3) CHRISTOPHER LEFRANCOIS
- 4) ELI DANNENBAUM
- 5) MATTHEW MANGET
- 6) ETHAN WONG

- LOYOLA
- BEURLING
- BEURLING
- SELWYN
- BEURLING
- LOYOLA

126 kg

11 Participants

WRESTLER

CLUB

- 1) JORDEN ELLIS
- 2) NATHAN PALEYEN
- 3) MARCO SAUOIE
- 4) JULIANO VACCARINO
- 5) RAHNICHAWÉ McCOMBEX
- 6) WILLIAM GREISS

- BEURLING.
- SELWYN
- VMC
- SELWYN
- KSS
- LOYOLA

132 kg

12 Participants

WRESTLER

CLUB

- 1) BRANDON BRASCOUP
- 2) MARK MANGET
- 3) PATRICK YAREMKO
- 4) LUCAS RUVO
- 5) KYE DABO.
- 6) TROY BRODEUR

- KSS.
- BEURLING
- LOYOLA
- LOYOLA
- KSS.
- BEURLING.

138 kg

14 Participants

WRESTLER

CLUB

- 1) TEIOSHONTA THE McLAMBER
- 2) KEEL SCRUTON
- 3) HARRY WILSON
- 4) KYLE ZULLO
- 5) ROBERT GAGNON DA ROCHA
- 6) JOSH MCCARTHY

- KSS
- SELWYN
- WWHS
- LOYOLA
- LOYOLA
- LOYOLA

145 kg

12 Participants

WRESTLER

CLUB

- 1) ALEX MOORE
- 2) ISAIAH LOISEAU
- 3) VAL WISHART
- 4) JOSEPH MURPHY
- 5) JOSH JOHNSON
- 6) THEODORE SEABORN

- SELWYN
- BEURLING
- SELWYN
- LOYOLA
- KSS
- CND

153 kg

8 Participants

WRESTLER

CLUB

- 1) GIOVANI ANDRADE
- 2) NICHTOLAS STYRES
- 3) DAVID CRIVELLO
- 4) FRANCO CRASTIANO
- 5) SHAIKOU ATENHAWITHA JACOBS CROSS
- 6) STEVEN GINGRAS

- BEURLING
- KSS
- LOYOLA
- SELWYN
- KSS
- VMC

163 kg

12 Participants

WRESTLER

CLUB

- 1) JASKARAN SINGH
- 2) JOSEPH RICE
- 3) TRISTAN GALLO
- 4) NIKOLAI GOLYBOWSKI
- 5) JULIAN GUIDOTE
- 6) JACKSON MATTHEWS

- BEURLING
- KSS
- SELWYN
- LOYOLA
- LOYOLA
- LOYOLA

175 kg
9 Participants

WRESTLER

CLUB

- 1) SAMUEL BARMISH
- 2) KAHRNORON BUSH
- 3) GENNARO DRAMIAS
- 4) BROOKS CANNELL
- 5) ANDREW CIACIELLO
- 6) STEPHEN JAEGER

- SELWYN
KSS
LOYOLA
SELWYN
SELWYN
SELWYN

189 kg
8 Participants

WRESTLER

CLUB

- 1) JIMMY FATOUROS
- 2) THOMAS DI FIORE
- 3) LONDON GLASGOW
- 4) JAMES HANA
- 5) MICHAEL ATTALAH
- 6) BRANDON SEVDAGIAN

- BEURLING
LOYOLA
KSS
SELWYN
LOYOLA
HRHS

210 kg
4 Participants

WRESTLER

CLUB

- 1) HUNTER LEE
- 2) ADAMO PIRUZZELLO
- 3) SHAWN BLACIE
- 4) JERSEY MCGOWAN
- 5)
- 6)

- BEURLING
LOYOLA
WVHS
KSS

cont'd

fwT kg
6 Participants

WRESTLER

- 1) YANNI METRAXOS
- 2) ARTHUR LOUH DUPERRÉ
- 3) BRANDON HEBERT
- 4) BRENDON BISSERAR
- 5) ARONHAXERON DICKSON
- 6) KENYON DEER

CLUB

- SELWYN
- CNS
- WWHS
- BEURLING
- KSS
- KSS

kg
Participants

WRESTLER

- 1) _____
- 2) _____
- 3) _____
- 4) _____
- 5) _____
- 6) _____

CLUB

- _____
- _____
- _____
- _____
- _____
- _____

kg
Participants

WRESTLER

- 1) _____
- 2) _____
- 3) _____
- 4) _____
- 5) _____
- 6) _____

CLUB

- _____
- _____
- _____
- _____
- _____
- _____

Comments:

- _____
- _____
- _____
- _____



RESULTS

TOURNAMENT: GMAA FINALS

DATE: February-20-14

SITE: _____

Girls

DIVISION _____

95 kg

1 Participants

WRESTLER

CLUB

- 1) Jessica Lorusso VMC
- 2) _____
- 3) _____
- 4) _____
- 5) _____
- 6) _____

103 kg

1 Participants

WRESTLER

CLUB

- 1) Julia Ranallo VMC
- 2) _____
- 3) _____
- 4) _____
- 5) _____
- 6) _____

111 kg

1 Participants

WRESTLER

CLUB

- 1) Silvia Verbich VMC
- 2) _____
- 3) _____
- 4) _____
- 5) _____
- 6) _____

119 kg
2 Participants

WRESTLER

CLUB

- 1) MACKENZIE WILSON
- 2) ERIN RAINVILLE
- 3)
- 4)
- 5)
- 6)

WWHS
ARHS

126 kg
5 Participants

WRESTLER

CLUB

- 1) KAYA DUBE SNOW
- 2) KAMENNAIGH SITHA BARNES KIRBY
- 3) KENNIKAHONTÉHSHA MONTGOMERIE
- 4) BRIANNA PETERS
- 5) LAYOTA GLENN
- 6)

BEURLING.
KSS
KSS
VMC
KSS

132 kg
3 Participants

WRESTLER

CLUB

- 1) LAURANCE BEAUREGAND
- 2) ANGEL ROBERTSON
- 3) MORGAN O'SULLIVAN
- 4)
- 5)
- 6)

BEURLING
KSS
BEURLING

138 kg
2 Participants

WRESTLER

CLUB

- 1) JEN WILMINK
- 2) AMANDA SAUARD
- 3)
- 4)
- 5)
- 6)

WWHS
VMC

145 kg
3 Participants

WRESTLER

- 1) TANYA GHAZI
- 2) LAUREN MINNS
- 3) W. Goodleaf
- 4) _____
- 5) _____
- 6) _____

CLUB

WWHS
WWHS
KSS

153 kg
2 Participants

WRESTLER

- 1) Kawennitha Kirby
- 2) Deidra Cannucci
- 3) _____
- 4) _____
- 5) _____
- 6) _____

CLUB

KSS
Vmc

175 kg
1 Participants

WRESTLER

- 1) Kawenmonon Montour
- 2) _____
- 3) _____
- 4) _____
- 5) _____
- 6) _____

CLUB

KSS

____ kg
____ Participants

WRESTLER

- 1) _____
- 2) _____
- 3) _____
- 4) _____
- 5) _____
- 6) _____

CLUB

						# ENTRIES					
6	5	4	3	2	1	6	5	4	3	2	1
						2	2	2	2	2	3
							1	2	3	4	5

PLACING

Note that only the top placing wrestler per school counts team points

TEAM STANDINGS
(G.M.A.A. System)

LEAGUE STANDING POINTS	
PLACEMENT	POINTS
1	15
2	12
3	10
4	7
5	5
6	2

WEIGHT CLASSES (includes weight allowance) TEAM FINAL POINTS

TEAM	87	95	103	111	119	126	132	138	145	153	163	175	189	210	HWWT	RANK	PTS	TOTAL	PLACE
Bearling Academy		3	2	2	7	10	7	7	10	10	10	10	10	7	3	1	14	92	1
Loyola High School		2	9	9	2	10	1	5	3	3	5	5	7	5	1	2	14	83	2
Kahnawake Survival School		5		1	9	2	10	10	2	7	7	7	5	1	2	1	14	82	3
Selwyn House School				4	3	7	7	10	3	5	10	3	10	3	10	4	10	72	4
Vincent Masey Collegiate		6	6		6	5			1							5	6	24	5
Westwood High School								5						3	5	5	6	19	6
College Notre Dame									1						7	5	6	18	7
Heritage Regional High School													1			8	2	3	8
Bialik High School																9	0	0	9

COMPETITION: GMAA FINALS
DIVISION: MEN
SITE:
DATE: Feb 20, 2014

# ENTRIES	6	5	4	3	2	1
	1	2	3	4	5	6
		1	2	3	4	5
			1	2	3	4
				1	2	3
					1	2

PLACING

Note that only the top placing wrestler per school counts team points

TEAM STANDINGS
(G.M.A.A. System)

LEAGUE STANDING POINTS	PLACEMENT
	1
	15
	2
	3
	4
	5
	6

COMPETITION: GMAA FINALS
 DIVISION: GIRLS
 SITE: _____
 DATE: Feb 20, 2014

WEIGHT CLASSES (includes weight allowance) TEAM FINAL POINTS

TEAM	28	95	103	111	119	126	132	138	145	153	153	175	169	210	HWT	RANK	PTS	TOTAL	PLACE
Beurling Academy						9	5									4	4	18	4
Heritage Regional High School				2												5	2	4	5
Kahnawake Survival School					6	3		2	4		3					1	10	28	1
College Notre Dame																6	8	0	6
Vincent Masey Collegiate			3	3		2		2		2						2	8	23	2
Westwood High School					4				4	5						3	6	19	3

Basketball Playoffs 2014

27/03/2014 9:33

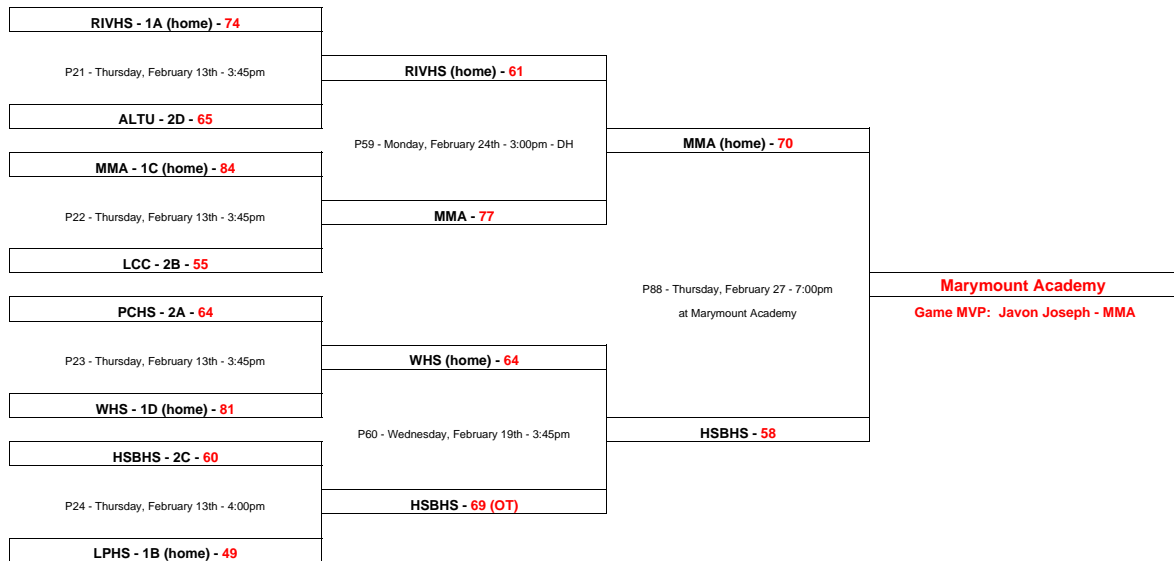
Juvenile Boys Division I - 4 Sections (17 teams - Top 2 from each)

Quarter Final	Semi Final	Final	Champions
---------------	------------	-------	-----------

**RIVHS cannot play on Feb 14 or Feb 20th

**LPHS cannot play on Feb 19, 20 or 21st or Feb 27, or 28th

**HSBHS cannot play on Feb 20



Juvenile Boys Division II - 1 Section (11 teams - Top 8)

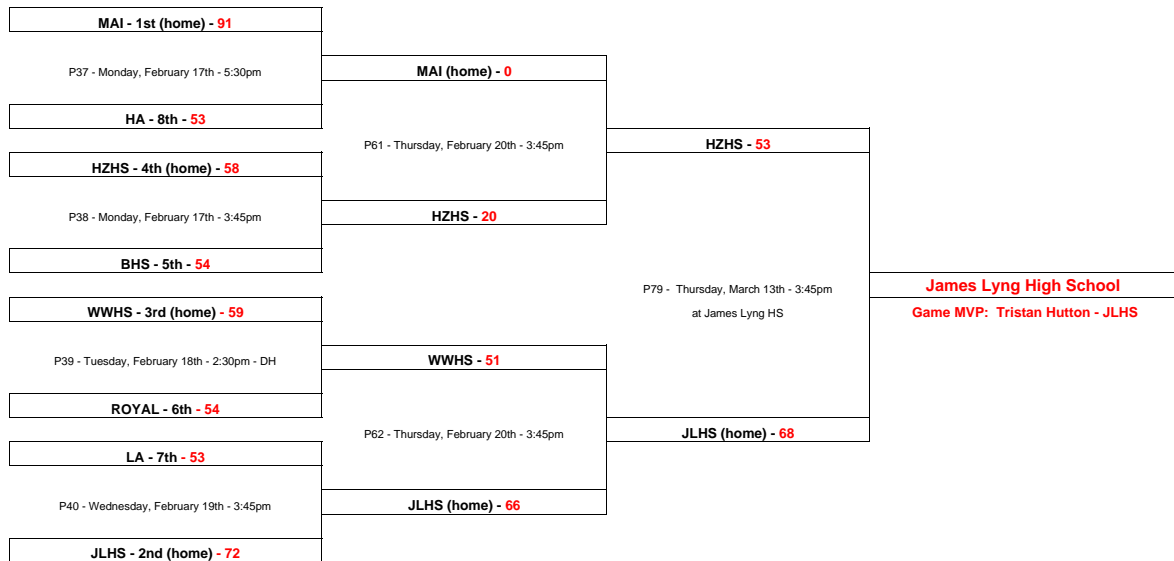
Quarter Final	Semi Final	Final	Champions
---------------	------------	-------	-----------

**BHS cannot play on Feb 20 or Feb 21st

**HZHS cannot play Feb 21, 24, 25, 26, 27 or 28th

**MAI cannot play Feb 21, 24, 25, 26, 27 or 28th

**LA cannot play on Feb 20 or 21st



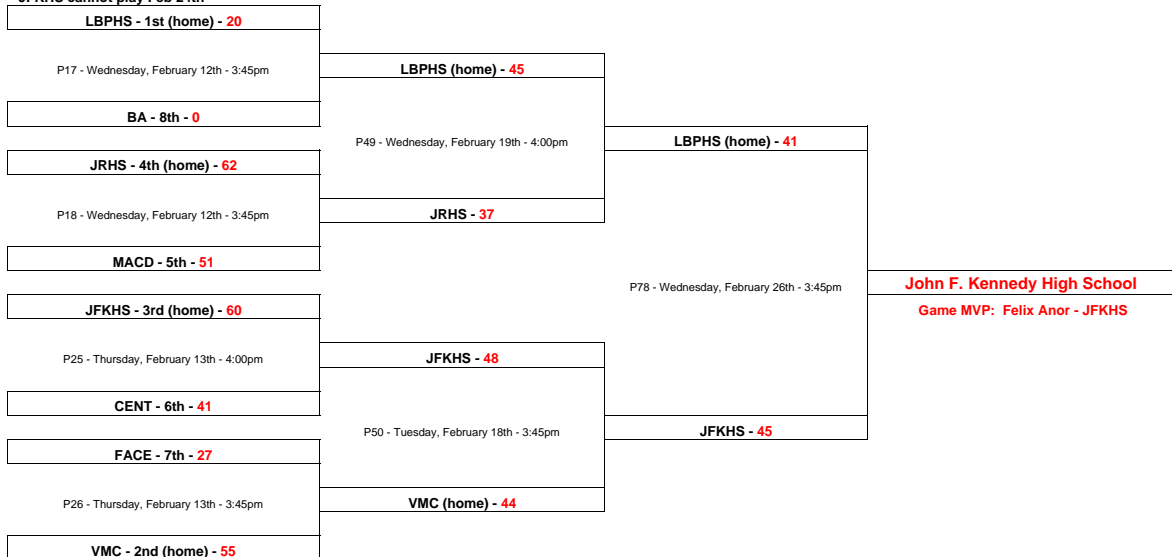
Juvenile Boys Division III - 1 Section (11 teams - Top 8)

Quarter Final	Semi Final	Final	Champions
---------------	------------	-------	-----------

**MACD cannot play on Feb 11th

**LBPHS cannot play on Feb 18th

**JFKHS cannot play Feb 24th



Juvenile Girls Division I - 1 Section (11 teams - Top 8)

Quarter Final	Semi Final	Final	Champions
---------------	------------	-------	-----------

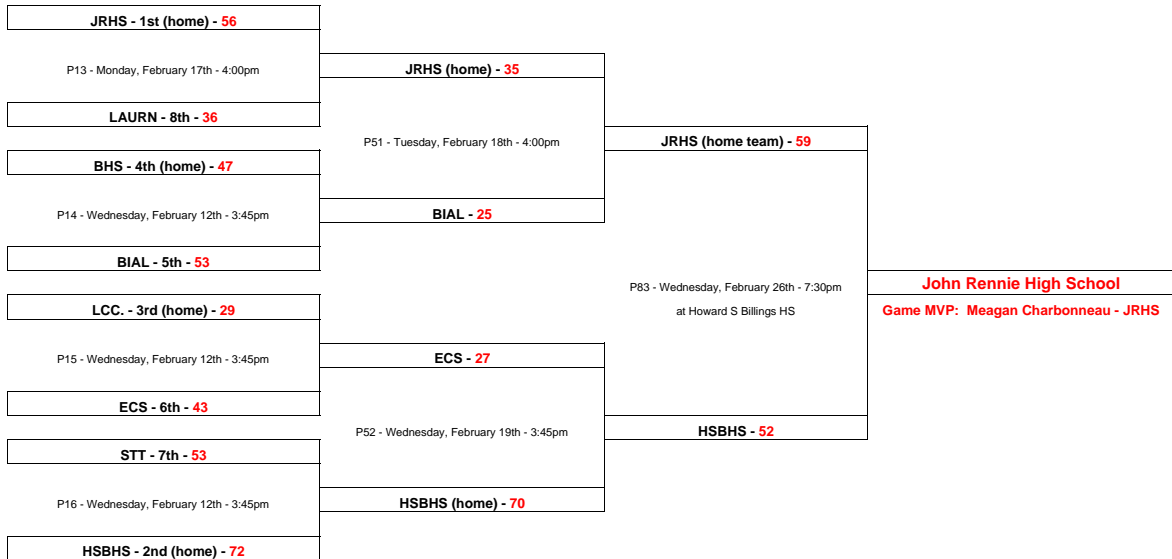
**BHS cannot play on Feb 20 or Feb 21st or anytime after Feb 21st

**If ECS hosts on Feb 12 game will be at 4:45pm

**LAURN cannot play on Feb 12th

**STT cannot play on Feb 20th or 21st

**BIAL cannot play on Feb 19, 20, 21, 24, 25, 26, 27 or 28th



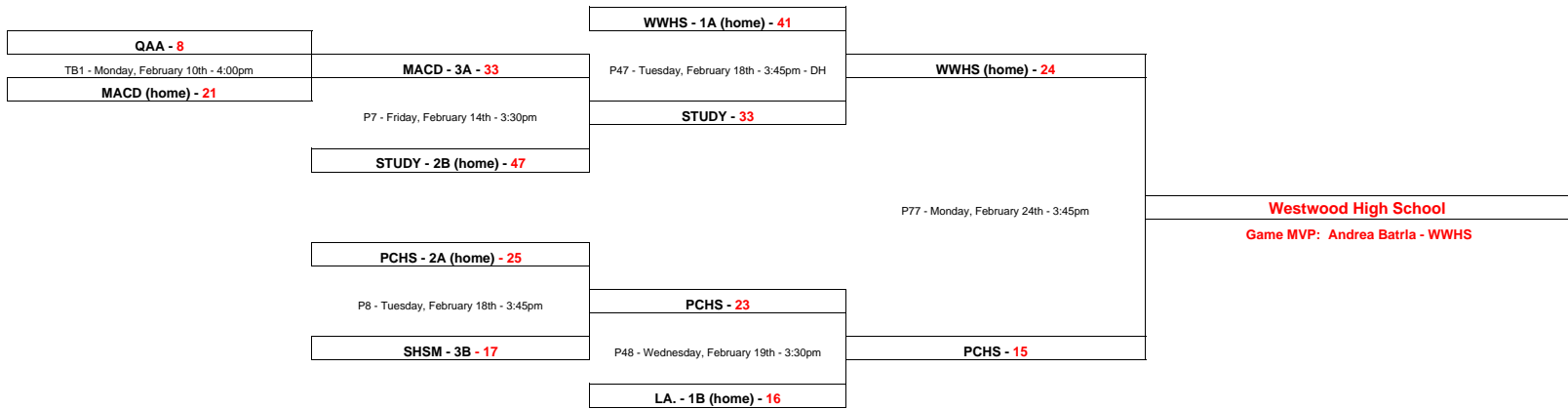
Juvenile Girls Division II - 2 Sections (9 teams - Top 3 from each)

Tie Breaker	Quarter Final	Semi Final	Final	Champions
-------------	---------------	------------	-------	-----------

**LA cannot play on Feb 11, 12 or 13th or Feb 20 or 21st

**PCHS cannot play on Feb 11, 12, 13 or 14th

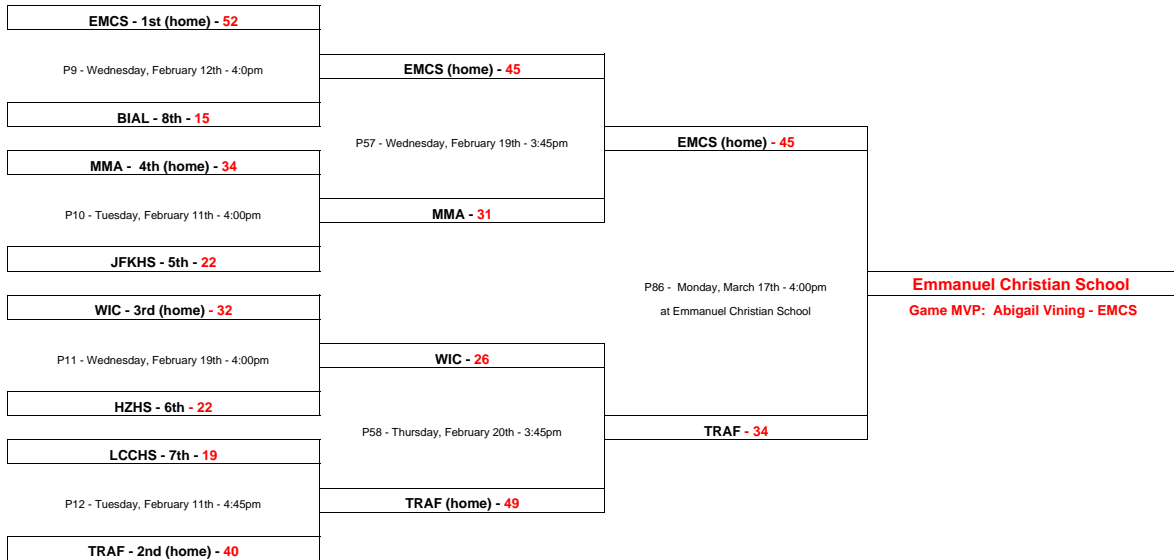
**MACD cannot play on Feb 11th



Juvenile Girls Division III - 1 Section (11 teams - Top 8)

Quarter Final	Semi Final	Final	Champions
---------------	------------	-------	-----------

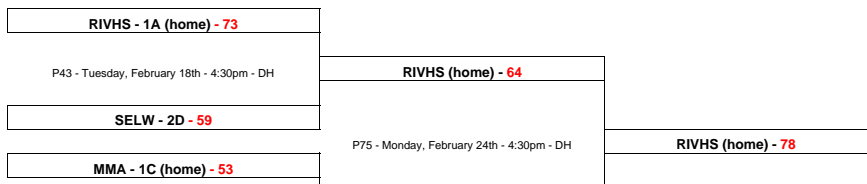
- **TRAF cannot play on Feb 21, 24, 26, 27 or 28th
- **EMCS cannot play Feb 25-26-27-28
- **WIC cannot play Feb 11, 12, 13, 14th
- **BIAL cannot play on Feb 11, 14, 17 or anytime after Feb 20th
- **HZHS cannot play Feb 10,17,18, 24, 25, 26, 27 or 28th



Midget Boys Division I - 4 Sections (17 teams - Top 2 from each)

Quarter Final	Semi Final	Final	Champions
---------------	------------	-------	-----------

- **HZHS cannot play on Feb 21-24-25-26-27-28
- **BIAL cannot play on Feb 21-24-25-26-27-28



P44 - Tuesday, February 18th - 3:45pm	MMA - 50
LOY - 2B - 49	
JRHS - 2A - 29	
P45 - Tuesday, February 18th - 4:00pm at the YM-YWHA	HZHS (home) - 77
HZHS - 1D (home) - 89	
BIAL - 2C - 44	P76 - Wednesday, March 12th - 5:00pm - DH at YM-YWHA
P46 - Monday, February 17th - 3:45pm	LCCHS - 75
LCCHS - 1B (home) - 50	

P89 - Monday, March 17th - 5:30pm - DH
at Riverdale HS

Riverdale High School
Game MVP: Nachai Copeland - RIVHS

HZHS - 66

Midget Boys Division III - 3 Sections (19 teams - Top 4 from each)

Preliminary Round	Quarter Final	Semi Final	Final	Champions
-------------------	---------------	------------	-------	-----------

- **MAI cannot play Feb 21, 24, 25, 26, 27 or 28th
- **HZHS cannot play Feb 21, 24, 25, 26, 27 or 28th
- **HA cannot play Feb 21, 24, 25, 26, 27 or 28th
- **LA cannot play on Feb 20 or 21st

**Playoff Rule #1 - 1st and 2nd place from the same section cannot meet until the finals

HZHS - Seed 1 - 1st 1st place (home) - 51				
P55 - Thursday, February 20th - 3:45pm at YM-YWHA	HZHS (home) - 42			
VMC - Seed 8 - 2nd 3rd place (home) - 47				
P1 - Monday, February 10th - 4:00pm	VMC - 42			
PCHS - Seed 9 - 3rd 3rd place - 43				
		P80 - Monday, March 10th - 4:00pm at YM-YWHA	HZHS (home) - 29	
LA. - Seed 3 - 3rd 1st place (home) - 45				
P63 - Wednesday, February 19th - 4:45pm - DH	LA. - 30			
RIVHS - Seed 6 - 3rd 2nd place (home) - 62				
P3 - Monday, February 10th - 3:00pm	RIVHS - 30			
RHS - Seed 11 - 2nd 4th place - 58				
			P91 - Wednesday, March 26th - 4:00pm at YM-YWHA	Lindsay Place High School Game MVP: D'Andre Pyle-Norville - LPHS
MAI - Seed 4 - 1st 2nd place (home) - 48				
P56 - Wednesday, February 19th - 3:45pm	MAI - 45			
HA - Seed 5 - 2nd 2nd place (home) - 40				
P2 - Monday, February 10th - 5:00pm	HA - 39			
BIAL - Seed 12 - 3rd 4th place - 34				
		P81 - Wednesday, March 19th - 4:00pm at Lindsay Place HS	LPHS - 51	
LPHS Seed 2 - 2nd 1st place (home) - 73				
P64 - Thursday, February 20th - 4:00pm	LPHS (home) - 62			
BA - Seed 7 - 1st 3rd place (home) - 51				
P4 - Monday, February 10th - 3:45pm	BA - 44			
WIC - Seed 10 - 1st 4th place - 34				

Midget Girls Division I - 2 Sections (9 teams - Top 3 from each)

Quarter Final	Semi Final	Final	Champions
---------------	------------	-------	-----------

- **ECS cannot play on Feb 19 or Feb 20
- **VILLA cannot play after Feb 21st
- **STT cannot play on Feb 20th or 21st
- **LPHS cannot play on Feb 10, 12, 13 or 14th
- **MACD cannot play on Feb 11th

STT - 1A (home) - 55

MACD - 3A - 15	P53 - Tuesday, February 18th - 4:00pm	STT (home team) - 50
P5 - Monday, February 10th - 3:45pm	ECS - 38	
ECS - 2B (home) - 52		
		LaurenHill Academy
		Game MVP: Alexis Maniatis - LAURN
LPHS - 2A (home) - 68		
P6 - Tuesday, February 11th - 4:00pm	LPHS - 49	
VILLA - 3B - 41	P54 - Wednesday, February 19th - 3:45pm	LAURN - 54
		LAURN - 1B (home) - 66

Midget Girls Division II- 1 Section (5 teams - Top 4)

Semi Final	Final	Champions
-------------------	--------------	------------------

**SHSM cannot play on Feb 14th

**PCHS cannot play on Feb 12-13-14th

**VMC cannot play Feb 21, 24,25,26,27,28

PCHS - 1st (home) - 21		
P31 - Wednesday, February 19th - 3:45pm	ROYAL - 22	
ROYAL - 4th - 37		
		Vincent Massey Collegiate
		Game MVP: Brianna Bellomo - VMC
VMC - 3rd - 23	P69 - Tuesday, March 18th - 4:00pm at Vincent Massey Collegiate	
P32 - Wednesday, February 12th - 3:45pm	VMC (home) - 28	
SHSM - 2nd (home) - 22		

Midget Girls Division III - 2 Sections (12 teams - Top 4)

Quarter Final	Semi Final	Final	Champions
----------------------	-------------------	--------------	------------------

**HA cannot play Feb 21, 24, 25, 26, 27 or 28th

**LA cannot play on Feb 11, 12 or 13th or Feb 20 or 21st

**RIVHS cannot play on Feb 12 or 13th OR after Feb 25th

**KUPER cannot play on Feb 11, 12, 14, 20 or 21st

**TRAF cannot play on Feb 21 or 24th

**STG cannot play on Feb 19, 20 or 21st

**WWHS cannot play Feb 20th

WWHS - 1A (home) - 51			
P19 - Wednesday, February 12th - 3:45pm	WWHS (home) - 34		
HZHS - 4B - 26			
		WWHS (home) - 32	
RIVHS - 3A - 9	P71 - Wednesday, March 12th - 4:00pm at Westwood HS JR Campus		
P20 - Monday, February 17th - 4:30pm	HA - 28		
HA - 2B (home) - 29			
			Westwood High School
			Game MVP: Dominique Simoneau - WWHS
KUPER - 2A (home) - 32			
P27 - Thursday, February 13th - 3:45pm	KUPER - 25		
TRAF - 3B - 14			
LA. - 4A - 25	P72 - Monday, February 24th - 3:30pm - DH	KUPER - 23	

P28 - Tuesday, February 18th - 3:45pm

STG (home) - 21

STG - 1B (home) - 48

Bantam Boys Division I - 2 Sections (10 teams - Top 3 from each)

Quarter Final

Semi Final

Final

Champions

****MACD cannot play on Feb 11th**

****RIVHS cannot play on Feb 14 or Feb 20**

****BIAL cannot play on Feb 21-24-25-26-27-28**

JRHS - 1A (home) - 55

P67 - Thursday, February 20th - 4:00pm

BIAL - 66

MACD - 3A - 43

BIAL - 64

P29 - Tuesday, February 18th - 3:30pm

BIAL - 2B (home) - 62

P90 - Monday, March 17th - 4:00pm - DH
at Riverdale HS

Bialik High School

Game MVP: Sean Herscovitch - BIAL

RIVHS - 2A (home) - 62

P30 - Tuesday, February 18th - 3:15pm - DH

RIVHS - 44

WHS - 3B - 53

P68 - Friday, February 21st - 3:45pm

RIVHS (home) - 59

LAURN - 1B (home) - 38

Bantam Boys Division II - 1 Section (5 teams - Top 4)

Semi Final

Final

Champions

****HZHS cannot play on Feb 14th or Feb 21st**

****ROYAL cannot play on Feb 14th or Feb 17th**

HZHS - 1st (home) - 59

P33 - Thursday, February 13th - 4:00pm

HZHS (home) - 39

LCCHS - 4th - 36

P70 - Wednesday, March 12th - 3:45pm - DH
at YM-YWHA

Herzliah High School

Game MVP: Shane Bregman - HZHS

PCHS - 3rd - 31

P34 - Thursday, February 13th - 3:30pm

ROYAL - 35

ROYAL - 2nd (home) - 46

Bantam Boys Division III - 1 Section (6 teams - Top 4)

Semi Final

Final

Champions

****MAI cannot play Feb 21, 24, 25, 26, 27 or 28th**

****KUPER cannot play Feb 20th**

WIC - 1st (home) - 53

P65 - Thursday, February 20th - 3:45pm

WIC (home) - 52

MAI - 4th - 21

P92 - Thursday, February 27th - 3:45pm
at West Island College

West Island College

Game MVP: Zach Jagodnik - WIC

KUPER - 3rd - 30

P66 - Monday, February 24th - 4:45pm - DH

KUPER - 39


STG - 2nd (home) - 25

Bantam Girls Division I - 1 Section (6 teams - Top 4)

Semi Final	Final	Champions
------------	-------	-----------

**VILLA cannot play after Feb 21st

**ROYAL cannot play on Feb 17th



Bantam Girls Division III - 2 Sections (9)

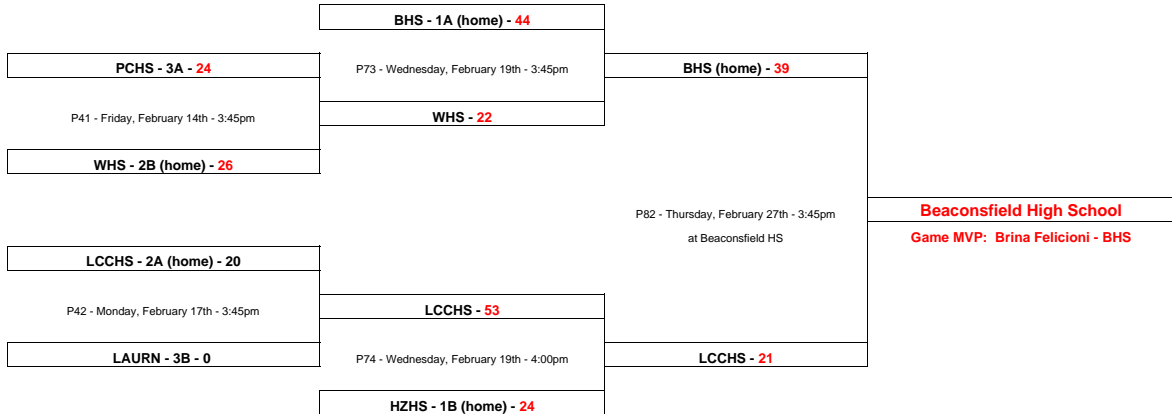
Quarter Final	Semi Final	Final	Champions
---------------	------------	-------	-----------

**WHS cannot play on Feb 17th

**HZHS cannot play on or after Feb 21st

**BHS cannot play on Feb 20 or Feb 21st

**LCCHS cannot play on Feb 24, 25 or 26



G.M.A.A. Basketball Final Standings - 2013-2014

12/6/14

11:38:38 AM

	<u>School</u>	<u>Games</u>	<u>Win</u>	<u>Loss</u>	<u>Tie</u>	<u>Points</u>
JB1A						
11	Riverdale High School	11	9	2	0	18
	Pierrefonds Comprehensive HS	11	8	3	0	16
	St Thomas High School	11	5	6	0	10
	John Rennie High School	11	5	6	0	10
JB1B						
12	Lindsay Place High School	12	9	3	0	18
	Lower Canada College	12	7	5	0	14
	Lasalle Community Comprehensive HS	11	4	7	0	8
	Loyola High School	12	4	8	0	8
	Bialik High School	11	0	11	0	0
JB1C						
10	Marymount Academy	10	8	2	0	16
	Howard S Billings High School	10	7	3	0	14
	Selwyn House School	10	3	7	0	6
	Greaves Adventist Academy	10	0	10	0	0
JB1D						
10	Westmount High School	10	10	0	0	20
	Alternative Schools United	10	6	4	0	12
	LaurenHill Academy	10	5	5	0	10
	Rosemount High School	10	1	9	0	2
JB2A						
10	Ecole Maimonide	10	8	2	0	16
	James Lyng High School	10	8	2	0	16
	Westwood High School	10	7	3	0	14
	Herzliah High School	10	7	3	0	14
	Beaconsfield High School	10	7	3	0	14
	Royal West Academy	10	6	4	0	12
	Lakeside Academy	10	5	5	0	10
	Hebrew Academy	10	3	7	0	6
	Kuper Academy	10	3	7	0	6
	West Island College	10	1	9	0	2
	St George's High School	10	0	10	0	0
JB3A						
10	Lester B Pearson High School	10	10	0	0	20
	Vincent Massey Collegiate	10	9	1	0	18
	John F. Kennedy High School	10	8	2	0	16
	John Rennie High School	10	7	3	0	14
	MacDonald High School	10	6	4	0	12
	Centennial Academy	10	5	5	0	10
	Face High School	10	4	6	0	8
	Beurling Academy	10	3	7	0	6
	College Prep International	10	2	8	0	4
	Emmanuel Christian School	10	1	9	0	2
	Kells Academy	10	0	10	0	0
JG1A						
10	John Rennie High School	10	10	0	0	20
	Howard S. Billings High School	10	8	2	0	16

		Lower Canada College	10	7	3	0	14
		Beaconsfield High School	10	7	3	0	14
		Bialik High School	10	6	4	0	12
		Miss Edgar's & Miss Cramp's School	10	5	5	0	10
		St Thomas High School	10	5	5	0	10
		LaurenHill Academy	10	4	6	0	8
		Royal Vale School	10	1	9	0	2
		Beurling Academy	10	1	9	0	2
		Villa Maria High School	10	1	9	0	2
JG2A							
	11	Westwood High School	11	9	2	0	18
		Pierrefonds Comprehensive HS	11	5	6	0	10
		Queen of Angels Academy	11	4	7	0	8
		MacDonald High School	11	4	7	0	8
JG2B							
	12	Lakeside Academy	12	10	2	0	20
		The Study	11	9	2	0	18
		Sacred Heart School of Montreal	12	7	5	0	14
		Vincent Massey Collegiate	12	3	9	0	6
		Westmount High School	11	0	11	0	0
JG3A							
	9	Emmanuel Christian School	9	9	0	0	18
		Trafalgar High School	9	8	1	0	16
		West Island College	9	5	4	0	10
		Marymount Academy	9	5	4	0	10
		John F. Kennedy High School	9	5	4	0	10
		Herzliah High School	9	4	5	0	8
		Lasalle Community Comprehensive HS	9	4	5	0	8
		Bialik High School	9	3	6	0	6
		Lindsay Place High School	9	1	8	0	2
		Royal West Academy	9	1	8	0	2
	OUT	St Georges High School	0	0	0	0	0
MB1A							
	11	Riverdale High School	11	11	0	0	22
		John Rennie High School	11	7	4	0	14
		Beaconsfield High School	11	5	6	0	10
		St Thomas High School	11	2	9	0	4
MB1B							
	12	Lasalle Community High School	12	10	2	0	20
		Loyola High School	12	7	5	0	14
		Hebrew Academy	12	5	7	0	10
		Howard S. Billings High School	12	4	8	0	8
		Royal West Academy	12	1	11	0	2
MB1C							
	10	Marymount Academy	10	8	2	0	16
		Bialik High School	10	7	3	0	14
		LaurenHill Academy	10	3	7	0	6
		Lower Canada College	10	2	8	0	4
MB1D							
	10	Herzliah High School	10	9	1	0	18
		Selwyn House School	10	6	4	0	12
		Westmount High School	10	4	6	0	8
		St Georges High School	10	1	9	0	2
MB3A							
	10	Lindsay Place High School	10	10	0	0	20
		Riverdale High School	10	6	4	0	12
		Pierrefonds Comp High School	10	6	4	0	12

		West Island College	10	5	5	0	10
		MacDonald High School	10	3	7	0	6
		Kuper Academy	10	0	10	0	0
MB3B							
	12	Lakeside Academy	12	10	2	0	20
		Hebrew Academy	12	8	4	0	16
		Beurling Academy	12	8	4	0	16
		Bialik High School	12	6	6	0	12
		Selwyn House School	12	4	8	0	8
		Centennial Academy	11	3	8	0	6
		Royal Vale School	11	2	9	0	4
MB3C							
	10	Herzliah High School	10	10	0	0	20
		Ecole Sec. Maimonides	10	7	3	0	14
		Vincent Massey Collegiate	10	6	4	0	12
		Rosemount High School	10	5	5	0	10
		John Paul 1 High School	10	1	9	0	2
		John F. Kennedy High School	10	1	9	0	2
MG1A							
	11	St Thomas High School	11	10	1	0	20
		Lindsay Place High School	11	9	2	0	18
		MacDonald High School	11	5	6	0	10
		John Rennie High School	11	0	11	0	0
MG1B							
	12	LaurenHill Academy	12	10	2	0	20
		Miss Edgar's & Miss Cramp's School	12	7	5	0	14
		Villa Maria High School	12	7	5	0	14
		Lower Canada College	11	2	9	0	4
		Bialik High School	11	1	10	0	2
MG2A							
	8	Pierrefonds Comp High School	8	7	1	0	14
		Sacred Heart School of Montreal	8	5	3	0	10
		Vincent Massey Collegiate	8	4	4	0	8
		Royal West Academy	8	4	4	0	8
		Queen of Angels Academy	8	0	8	0	0
OUT		Beaconsfield High School	0	0	0	0	0
MG3A							
	10	Westwood High School	10	10	0	0	20
		Kuper Academy	10	7	3	0	14
		Riverdale High School	10	7	3	0	14
		Lakeside Academy	10	4	6	0	8
		Beurling Academy	10	1	9	0	2
		Beaconsfield High School	10	1	9	0	2
MG3B							
	10	St George's High School	10	8	2	0	16
		Hebrew Academy	10	8	2	0	16
		Trafalgar High School	10	6	4	0	12
		Herzliah High School	10	6	4	0	12
		Ecole Maimonide	10	2	8	0	4
		Rosemount High School	10	0	10	0	0
BB1A							
	12	John Rennie High School	12	9	3	0	18
		Riverdale High School	12	8	4	0	16
		MacDonald High School	12	7	5	0	14
		Loyola High School	12	5	7	0	10
		Lower Canada College	12	1	11	0	2
BB1B							

	11	LaurenHill Academy	11	8	3	0	16
		Bialik High School	11	7	4	0	14
		Westmount High School	11	6	5	0	12
		Hebrew Academy	11	1	10	0	2
	OUT	Howard S. Billings High School	0	0	0	0	0
BB2A							
	12	Herzliah High School	12	12	0	0	24
		Royal West Academy	12	8	4	0	16
		Pierrefonds Comp High School	12	4	8	0	8
		Lasalle Community High School	12	3	9	0	6
		Selwyn House School	12	3	9	0	6
BB3A							
	10	West Island College	10	10	0	0	20
		St Georges High School	10	7	3	0	14
		Kuper Academy	10	6	4	0	12
		Ecole Sec. Maimonides	10	5	5	0	10
		Herzliah High School	10	2	8	0	4
		Vincent Massey Collegiate	10	0	10	0	0
BG1A							
	10	Villa Maria High School	10	9	1	0	18
		Miss Edgar's & Miss Cramp's School	10	8	2	0	16
		Lower Canada College	10	7	3	0	14
		Royal West Academy	10	4	6	0	8
		John Rennie High School	10	1	9	0	2
		Hebrew Academy	10	1	9	0	2
BG3A							
	11	Beaconsfield High School	11	11	0	0	22
		Lasalle Community Comprehensive HS	11	9	2	0	18
		Pierrefonds Comp. High School	11	4	7	0	8
		The Study	11	3	8	0	6
BG3B							
	12	Herzliah High School	12	8	4	0	16
		Westmount High School	12	8	4	0	16
		LaurenHill Academy	12	4	8	0	8
		Ecole Maimonide	12	3	9	0	6
		Vincent Massey Collegiate	12	2	10	0	4

GMAA Indoor Track & Field Boys Meet 2014

March 20th, 2014

Claude Robillard

03/21/2014 - 03/21/2014

Meet Results

Ev# 1 BOYS 11-13 Bantam 60m Das	Ev# 2 BOYS 11-13 Bantam 200m Ru	Ev# 3 BOYS 11-13 Bantam 400m Ru	Ev# 4 BOYS 11-13 Bantam 800m Ru
Ev# 5 BOYS 11-13 Bantam 1500m R	Ev# 6 BOYS 11-13 Bantam 3000m R	Ev# 7 BOYS 11-13 Bantam 60m Hur	Ev# 8 BOYS 11-13 Bantam 4x200m
Ev# 9 BOYS 11-13 Bantam High Ju	Ev# 10 BOYS 11-13 Bantam Long Ju	Ev# 11 BOYS 11-13 Bantam Triple	Ev# 12 BOYS 11-13 Bantam Shot Pu
Ev# 13 BOYS 14-15 Midget 60m Das	Ev# 14 BOYS 14-15 Midget 200m Ru	Ev# 15 BOYS 14-15 Midget 400m Ru	Ev# 16 BOYS 14-15 Midget 800m Ru
Ev# 17 BOYS 14-15 Midget 1500m R	Ev# 18 BOYS 14-15 Midget 3000m R	Ev# 19 BOYS 14-15 Midget 60m Hur	Ev# 20 BOYS 14-15 Midget 4x200m
Ev# 21 BOYS 14-15 Midget High Ju	Ev# 22 BOYS 14-15 Midget Long Ju	Ev# 23 BOYS 14-15 Midget Triple	Ev# 24 BOYS 14-15 Midget Shot Pu
Ev# 25 BOYS 16-18 Juvenile 60m D	Ev# 26 BOYS 16-18 Juvenile 200m	Ev# 27 BOYS 16-18 Juvenile 400m	Ev# 28 BOYS 16-18 Juvenile 800m
Ev# 29 BOYS 16-18 Juvenile 1500m	Ev# 30 BOYS 16-18 Juvenile 3000m	Ev# 31 BOYS 16-18 Juvenile 60m H	Ev# 32 BOYS 16-18 Juvenile 4x200
Ev# 33 BOYS 16-18 Juvenile High	Ev# 34 BOYS 16-18 Juvenile Long	Ev# 35 BOYS 16-18 Juvenile Tripl	Ev# 36 BOYS 16-18 Juvenile Shot

[\[Top of Page\]](#) [\[Event List\]](#)

Event 1 BOYS 11-13 Bantam 60m Dash

FINALS

MARK		NAME		TEAM
	1	Nicolas Sixta	13	HSB
7.87	2	Evan Dimentberg	13	LCC
7.99	3	Shamar Antoine	13	RIV
8.19	3	Norman Kong	13	ROY
8.19	5	Chrisselly Saint-Jean	13	JP1
8.34	6	Omari Sparks	13	BA
8.36	7	Thulacithan Sinnarajah	13	LAUR
8.37	8	Brendan Patience	13	ROY
8.40	9	Enrique Rivas	13	LAUR
8.43	10	Kyle Roye	13	RVAL
8.45	10	Sebastien Del Carmen	13	RVAL
8.45	12	Jeremy Lauzon	13	WWHS
8.46				

8.47 13 Shane Rikley-Krindle 13 WWHS

PRELIMS

7.93 Q 1 Evan Dimentberg 13 LCC
7.99 Q 2 Nicolas Sixta 13 HSB
8.13 Q 3 Norman Kong 13 ROY
8.36 Q 4 Shamar Antoine 13 RIV
8.38 Q 5 Enrique Rivas 13 LAUR
8.40 Q 6 Omari Sparks 13 BA
8.42 Q 7 Thulacithan Sinnarajah 13 LAUR
8.44 Q 8 Shane Rikley-Krindle 13 WWHS
8.45 Q 9 Brendan Patience 13 ROY
8.46 Q 10 Chrisselly Saint-Jean 13 JP1
8.52 Q 11 Kyle Roye 13 RVAL
8.53 Q 12 Sebastien Del Carmen 13 RVAL
8.53 Q 12 Jeremy Lauzon 13 WWHS
8.54 Q 14 Thomas Yang 13 LCC
8.57 Q 15 Anthony Pires 13 JFK
8.59 Q 16 David Faustini 13 JP1
8.65 Q 17 Shamond Carllysle 13 RIV
8.68 Q 18 Peter Delis 13 ROY
8.71 Q 19 Sebastian Gomes 13 JP1
8.74 Q 20 Jonathan Gicccone 13 JP1
8.76 Q 21 Brandon Silcott 13 JLHS
8.76 Q 21 David-Joe Marsillo 13 JP1
8.77 Q 23 Troy Lendvay 13 WWHS
8.78 Q 24 Owen Lavalliere 13 HSB
8.84 Q 25 Ryan Filkin 13 WWHS
8.89 Q 26 Adam Aktas 13 LBPH
8.90 Q 27 Dylan Wilkes 13 LPHS
8.94 Q 28 Matthew Davidson 13 HSB
8.97 Q 29 Timothy Delis 13 LAUR

8.98	30	Sinniah Gousigan	13	PCHS
9.04	31	Michael White	13	WWHS
9.05	32	Ryan Beauchamp	13	PCHS
9.09	33	Sayef Kahn	13	RVAL
9.10	34	Matthew Barg	13	LCC
9.15	35	Sammy Longo	13	JP1
9.19	36	Kyle Daniel	13	HSB
9.21	37	Tharanan Sinnathurai	13	LPHS
9.34	38	Leo Chadwick	13	ROY
9.34	38	Michael Francis	13	MACD
9.39	40	Marlevi Cornwall	13	BA
9.40	41	Matthew De Bogyav	13	PCHS
9.43	42	S. Campbell	13	RIV
9.69	43	Jonathan Scott Lewis	13	MACD
9.77	44	Michael Ronca	13	LAUR
9.82	45	Marcus Anastopoulos	13	MACD
9.83	46	James Pires	13	JFK
9.85	47	Hennessy McDonald	13	MACD
9.88	48	Huzaiifa Ayub	13	LAUR
10.02	49	Kyle Holland	13	LCC
10.09	50	Jordan Torres	13	JLHS
10.15	51	Bryton Wilkinson	13	HSB
10.15	51	Jarod Lee	13	LAUR
10.17	53	Nathan Morrison	13	MACD
10.28	54	Liam Morris	13	BHS
10.34	55	Ido Rahamim	13	HZHS
10.35	56	Spencer Gearey	13	ROY
10.56	57	Brandon Reaburn	13	JLHS
11.19	58	Naquan Collins	13	RIV
11.29	59	Brad Rasmussen	13	MACD
11.75	60	James Yaxley	13	JLHS

Event 2 BOYS 11-13 Bantam 200m Run

MARK	NAME		TEAM
26.53	1 Evan Dimentberg	13	LCC
27.51	2 Thomas Yang	13	LCC
27.53	3 Shane Rikley-Krindle	13	WWHS
27.61	4 Enrique Rivas	13	LAUR
27.74	5 Thulacithan Sinnarajah	13	LAUR
27.82	6 Omari Sparks	13	BA
28.25	7 Justin Grazinni	13	BHS
28.29	8 Brendan Patience	13	ROY
28.32	9 David Faustini	13	JP1
28.41	10 Jeremy Lauzon	13	WWHS
28.57	11 Sebastien Del Carmen	13	RVAL
28.63	12 Peter Delis	13	ROY
28.76	13 Paul Mandelus	13	ROY
28.81	14 Ryan Filkin	13	WWHS
28.87	15 David-Joe Marsillo	13	JP1
28.88	16 Kyle Roye	13	RVAL
29.17	17 Troy Lendvay	13	WWHS
29.20	18 Anthony Pires	13	JFK
29.51	19 Matteo Bino	13	JP1
29.82	20 Matthew Davidson	13	HSB
29.92	21 Owen Lavalliere	13	HSB
30.00	22 Rafaele Morelli	13	JP1
30.02	23 Sinniah Gousigan	13	PCHS
30.21	24 Ryan Beauchamp	13	PCHS
30.26	25 Michael White	13	WWHS
30.51	26 Huzaiifa Ayub	13	LAUR
30.54	27 Jonathan Scott Lewis	13	MACD
	28 Jonathan Gicccone	13	JP1

30.57				
	29	Michael Colonello	13	JP1
30.80				
	29	Brandon Silcott	13	JLHS
30.80				
	31	Adam Aktas	13	LBPH
30.82				
	31	Matthew Barg	13	LCC
30.82				
	33	Michael Francis	13	MACD
30.84				
	34	Kyle Daniel	13	HSB
31.37				
	35	Spencer Levine	13	ROY
31.55				
	36	Leo Chadwick	13	ROY
31.67				
	37	Phillip Loh	13	PCHS
31.73				
	38	Evan Allman	13	ROY
31.76				
	39	Matthew De Bogyav	13	PCHS
31.81				
	40	Marlevi Cornwall	13	BA
32.30				
	41	Matthew Bourjeili	13	LAUR
32.33				
	42	Bryton Wilkinson	13	HSB
33.16				
	43	James Pires	13	JFK
33.82				
	44	Bryce McCallum	13	WWHS
34.12				
	45	Michael Ronca	13	LAUR
34.44				
	45	James Yaxley	13	JLHS
34.44				
	45	Sayef Kahn	13	RVAL
34.44				
	48	Kyle Holland	13	LCC
34.55				
	49	Liam Morris	13	BHS
34.71				
	50	Massimo Venturelli	13	LAUR
34.76				
	51	Marcus Anastopoulos	13	MACD
34.90				
	52	Jordan Torres	13	JLHS
35.54				
	53	Brandon Reaburn	13	JLHS
39.24				
	54	Brad Rasmussen	13	MACD
39.74				

[\[Top of Page\]](#) [\[Event List\]](#)

Event 3 BOYS 11-13 Bantam 400m Run

MARK	NAME	TEAM
------	------	------

1:02.41	1	Thulacithan Sinnarajah	13	LAUR
1:04.73	2	Enrique Rivas	13	LAUR
1:05.90	3	Paul Mandelus	13	ROY
1:06.50	4	Omari Sparks	13	BA
1:07.68	5	Norman Kong	13	ROY
1:08.24	6	Michael White	13	WWHS
1:08.88	7	Timothy Delis	13	LAUR
1:09.39	8	Huzaiifa Ayub	13	LAUR
1:10.01	9	Evan Buddle	10	WWHS
1:10.17	10	Ryan Beauchamp	13	PCHS
1:10.54	11	Justin Grazinni	13	BHS
1:13.14	12	Spencer Levine	13	ROY
1:13.42	13	Adam Aktas	13	LBPH
1:13.93	14	Sinniah Gousigan	13	PCHS
1:14.11	15	Michael Colonello	13	JP1
1:15.45	16	Julian Shaw	13	ROY
1:15.63	17	Brandon Desy	13	JP1
1:16.42	18	Kourosch Akhbari	13	ROY
1:17.86	19	Joshua Stephens	13	JP1
1:18.63	20	Brandon Silcott	13	JLHS
1:19.05	21	Lucas Gold	13	LCC
1:20.35	22	Jarod Lee	13	LAUR
1:22.96	23	Ido Rahamim	13	HZHS
1:24.58	24	Jared Gallant	13	WWHS
1:25.78	25	Kareem Brochu	13	ROY
1:26.04	26	Massimo Venturelli	13	LAUR
1:26.59	27	James Yaxley	13	JLHS
1:28.16	28	Ricardo Percopo	13	JP1
1:28.68	29	Julian Harris	13	LPHS
1:29.55	30	Michael Chalkoun-Herbell	13	HZHS
1:32.25	31	Jordan Torres	13	JLHS
	32	Brandon Reaburn	13	JLHS

1:35.81

[\[Top of Page\]](#) [\[Event List\]](#)

Event 4 BOYS 11-13 Bantam 800m Run

MARK	NAME		TEAM
1	Thulacithan Sinnarajah	13	LAUR
2:25.97	2 Peter Delis	13	ROY
2:31.13	3 Justin Grazinni	13	BHS
2:37.31	4 Philippe Miller	13	LCC
2:38.09	5 Norman Kong	13	ROY
2:40.80	6 Nickolas Dafniotis	13	LAUR
2:43.42	7 Owen Lavalliere	13	HSB
2:43.77	8 Tye Middleton	13	HSB
2:46.99	9 Dylan Wilkes	13	LPHS
2:47.14	10 Ricardo Percopo	13	JP1
2:47.18	11 Matthew Cicero	13	LBPH
2:50.74	12 Joshua Stephens	13	JP1
2:52.37	13 Evan Buddle	10	WWHS
2:55.45	14 Mattias Lazda	13	WWHS
2:59.02	15 Evan Allman	13	ROY
3:00.31	16 Benjamin Luck	13	LAUR
3:02.95	17 Brandon Desy	13	JP1
3:04.92	18 Julian Shaw	13	ROY
3:05.45	19 Ido Rahamim	13	HZHS
3:05.62	20 Lucas Gold	13	LCC
3:07.14	21 Adam VanDenbussche	13	LCC
3:07.16	22 Michael Colonello	13	JP1
3:14.22	23 Alexandre Carrese	13	JP1
3:14.67	24 Nicholas Josien-Mammitzsc13		WWHS
3:14.91	25 Jarod Lee	13	LAUR
3:17.71	26 Luke Kokta	13	LAUR

3:21.43			
27	Jeremy Benitez	13	HSB
3:30.84			
28	Kourosch Akhbari	13	ROY
3:40.51			
29	Justin Canestrari	13	JP1
3:57.47			
	Colsen Thompsen	13	WWHS
DNF			
	Bryce McCallum	13	WWHS
DNF			

[\[Top of Page\]](#) [\[Event List\]](#)

Event 5 BOYS 11-13 Bantam 1500m Run

MARK	NAME		TEAM
	1 Peter Delis	13	ROY
5:22.05	2 David-Joe Marsillo	13	JP1
5:22.68	3 Matthias Thijs	13	LCC
5:24.00	4 Timothy Delis	13	LAUR
5:25.18	5 Justin Grazinni	13	BHS
5:32.01	6 Joshua Stephens	13	JP1
5:34.87	7 Matteo Bino	13	JP1
5:35.19	8 Carson Price-Gallagher	13	LCC
5:36.42	9 Nickolas Dafniotis	13	LAUR
5:36.84	10 Tye Middleton	13	HSB
5:38.73	11 Matthew Cicero	13	LBPH
5:39.88	12 Adam VanDenbussche	13	LCC
5:42.64	13 Luke Kokta	13	LAUR
5:55.50	14 Matthew Barg	13	LCC
6:03.53	15 Ricardo Percopo	13	JP1
6:14.71	16 Michael Almanza	13	ROY
6:15.63	17 Sebastien Cantin	13	ROY
6:32.15	18 David Faustini	13	JP1
6:44.21	19 Matthew Bourjeili	13	LAUR
6:44.61	20 Michael Chalkoun-Herbell13		HZHS
6:54.72	21 Jeremy Benitez	13	HSB

7:12.61 Benjamin Luck 13 LAUR
DNF

[\[Top of Page\]](#) [\[Event List\]](#)

Event 6 BOYS 11-13 Bantam 3000m Run

MARK	NAME		TEAM
	1 Joshua Stephens	13	JP1
11:40.31	2 Justin Grazinni	13	BHS
11:48.57	3 Hennessy McDonald	13	MACD
11:49.88	4 Matthias Thijs	13	LCC
11:50.88	5 Sammy Longo	13	JP1
11:51.66	6 Matthew Cicero	13	LBPH
12:02.95	7 Carson Price-Gallagher	13	LCC
12:05.41	8 Philippe Miller	13	LCC
12:08.00	9 Jonathan Scott Lewis	13	MACD
12:24.14	10 Michael Almanza	13	ROY
12:25.01	11 Matthew Barg	13	LCC
12:33.12	12 David Faustini	13	JP1
12:50.99	13 Alessio Conte	13	JP1
12:54.14	14 Mihai Neagu-Lund	13	RVAL
12:57.68	15 Luke Kokta	13	LAUR
12:58.64	16 Evan Allman	13	ROY
13:02.90	17 Alexandro Cassella	13	JP1
13:36.24	18 Sebastien Cantin	13	ROY
13:41.57	19 Michael Chalkoun-Herbell	13	HZHS
14:12.97	20 Nathan Morrison	13	MACD
14:49.05	21 Massimo Vaddachimo	13	JP1
16:38.80			

[\[Top of Page\]](#) [\[Event List\]](#)

Event 7 BOYS 11-13 Bantam 60m Hurdles

MARK	NAME		TEAM
10.57	1 Evan Dimentberg	13	LCC
11.04	2 Owen Lavalliere	13	HSB
11.28	3 Adam Aktas	13	LBPH
11.45	4 Kyle Roye	13	RVAL
11.64	5 Sinniah Gousigan	13	PCHS
11.67	6 Thomas Yang	13	LCC
11.75	7 Mattias Lazda	13	WWHS
11.86	8 Matthew Davidson	13	HSB
12.12	9 Nicholas Josien-Mammitzsc13		WWHS
12.27	10 Agostino Giagnacovo	13	JP1
12.33	11 Alessio Conte	13	JP1
12.48	12 Matthew De Bogyav	13	PCHS
12.60	13 Sammy Longo	13	JP1
12.75	14 Colsen Thompsen	13	WWHS
12.79	15 Ryan Beauchamp	13	PCHS
12.83	16 Joshua Stephens	13	JP1
13.36	17 Tristano Buffone	13	JP1
13.49	18 Jonathan Scott Lewis	13	MACD
13.76	19 Alexandre Carrese	13	JP1
14.31	20 Nathan Morrison	13	MACD
14.38	21 Hennessy McDonald	13	MACD
14.58	22 Brad Rasmussen	13	MACD
14.81	23 William Harris	13	LPHS
14.82	24 Tharanan Sinnathurai	13	LPHS
14.99	25 H. Chalk	13	HZHS

[\[Top of Page\]](#) [\[Event List\]](#)

MARK	NAME	TEAM
1	Lower Canada College A	LCC
1:53.38	2 Westwood HS A	WWHS
1:55.66	3 Royal West academy A	ROY
1:57.74	4 John Paul 1 HS A	JP1
1:59.01	5 LaurenHill Academy A	LAUR
2:01.13	6 Pierrefonds Comp HS A	PCHS
2:05.21	7 HowardS Billings HS A	HSB
2:06.98	8 Lindsay Place HS A	LPHS
2:24.48	9 James Lyng HS A	JLHS
2:29.06		

[\[Top of Page\]](#) [\[Event List\]](#)

Event 9 BOYS 11-13 Bantam High Jump

MARK	NAME		TEAM
1	Nicolas Sixta	13	HSB
1.45m	2 Raffaele Morelli	13	JP1
1.45m	3 Ryan Filkin	13	WWHS
1.40m	4 Owen Lavalliere	13	HSB
1.40m	5 Ricardo Percopo	13	JP1
1.35m	6 Evan Dimentberg	13	LCC
1.30m	6 Jared Gallant	13	WWHS
1.30m	8 Sebastian Gomes	13	JP1
1.20m	8 Bryton Wilkinson	13	HSB
1.20m	8 Chrisselly Saint-Jean	13	JP1
1.20m	11 Sammy Longo	13	JP1
1.10m	Nicholas Nittolo	13	MACD
NM	Tristano Buffone	13	JP1
NM	Brad Rasmussen	13	MACD
NM	Evan Allman	13	ROY
NM			

NM Julian Harris 13 LPHS

[\[Top of Page\]](#) [\[Event List\]](#)

Event 10 BOYS 11-13 Bantam Long Jump

MARK	NAME		TEAM
1	Nicolas Sixta	13	HSB
5.09m			
2	Evan Dimentberg	13	LCC
4.87m			
3	Omari Sparks	13	BA
4.82m			
4	Thomas Yang	13	LCC
4.59m			
5	Anthony Pires	13	JFK
4.46m			
6	Jeremy Lauzon	13	WWHS
4.38m			
7	Chrisselly Saint-Jean	13	JP1
4.30m			
8	Brendan Patience	13	ROY
4.28m			
9	Adam VanDenbussche	13	LCC
4.18m			
10	Evan Buddle	10	WWHS
4.15m			
11	Dylan Wilkes	13	LPHS
4.08m			
12	Justin Grazinni	13	BHS
3.85m			
13	Nicholas Josien-Mammitzsch	13	WWHS
3.84m			
14	Phillip Loh	13	PCHS
3.70m			
15	Jonathan Gicccone	13	JP1
3.62m			
16	Bryton Wilkinson	13	HSB
3.61m			
17	Julian Shaw	13	ROY
3.47m			
18	Spencer Gearey	13	ROY
3.36m			
19	Agostino Giagnacovo	13	JP1
3.34m			
19	Bryce McCallum	13	WWHS
3.34m			
21	Kyle Holland	13	LCC
3.17m			
22	Liam Morris	13	BHS
3.09m			
23	Jeremy Benitez	13	HSB
3.07m			
24	Brandon Reaburn	13	JLHS
2.97m			
25	Julian Harris	13	LPHS
2.85m			

2.61m	26	Justin Canestrari	13	JP1
2.58m	27	Brad Rasmussen	13	MACD
2.58m	27	Nicholas Nittolo	13	MACD

[\[Top of Page\]](#) [\[Event List\]](#)

Event 11 BOYS 11-13 Bantam Triple Jump

MARK		NAME		TEAM
10.81m	1	Nicolas Sixta	13	HSB
10.11m	2	Evan Dimentberg	13	LCC
8.85m	3	Philippe Miller	13	LCC
8.29m	4	Rafaele Morelli	13	JP1
8.04m	5	Adam VanDenbussche	13	LCC
7.99m	6	Phillip Loh	13	PCHS
7.72m	7	Matteo Bino	13	JP1
7.40m	8	Ricardo Percopo	13	JP1
7.37m	9	Thomas Yang	13	LCC
7.32m	10	Chrisselly Saint-Jean	13	JP1
6.68m	11	Spencer Gearey	13	ROY

[\[Top of Page\]](#) [\[Event List\]](#)

Event 12 BOYS 11-13 Bantam Shot Put

MARK		NAME		TEAM
11.42m	1	Andrew Mullins-Grant	13	PCHS
9.99m	2	Biagio Pompa	13	JP1
9.97m	3	Evan Dimentberg	13	LCC
9.45m	4	Shamond Carlisle	13	RIV
8.56m	5	Rhoan Shaw-Campbell	13	RIV
	6	Tristano Buffone	13	JP1

8.50m	7	Rafaele Morelli	13	JP1
8.41m	8	Justin Grazinni	13	BHS
8.29m	9	Owen Lavalliere	13	HSB
8.16m	10	Mathias Braz-Boiton	13	PCHS
7.92m	11	Sebastian Gomes	13	JP1
7.62m	12	Lucas Gold	13	LCC
7.22m	13	Philippe Miller	13	LCC
7.17m	14	Anthony Pires	13	JFK
7.10m	15	Matthew Davidson	13	HSB
6.59m	16	Nicholas Nittolo	13	MACD
6.58m	17	Michael Chalkhoun-Herbell	13	HZHS
6.52m	18	Naquan Collins	13	RIV
6.30m	19	Kourosch Akhbari	13	ROY
5.53m	19	Kareem Brochu	13	ROY
5.53m	21	Fred Breuner	13	LPHS
5.50m	22	William Harris	13	LPHS
5.40m	23	Julian Harris	13	LPHS
4.75m	24	Tharanan Sinnathurai	13	LPHS
4.38m				

[\[Top of Page\]](#) [\[Event List\]](#)

Event 13 BOYS 14-15 Midget 60m Dash

FINALS

MARK		NAME		TEAM
	1	Matthew Daly	15	ROY
7.58	2	Arice Khojet Kesba	15	BA
7.63	3	Max Makarov	15	LCC
7.69	4	Shaylin Scantlebury	15	HSB
7.80	5	Dakota Brown	15	JRHS
7.92	6	Enoch Arumugam	15	LAUR
7.97				

7.99	7	Joshua Norby	15	WWHS
8.01	8	Adamo Trantino	15	LMAC
8.07	9	Andrew Pomeranz	15	BHS
8.09	10	Nick Buffone	15	BHS
8.12	11	Shayne McLaughlin	15	PCHS
8.18	12	Nick Zaloum	15	JRHS
8.24	13	Davon Paris	15	JLHS

PRELIMS

7.60	Q	1 Arice Khojet Kesba	15	BA
7.69	Q	2 Matthew Daly	15	ROY
7.71	Q	3 Max Makarov	15	LCC
7.88	Q	4 Dakota Brown	15	JRHS
7.88	Q	4 Shaylin Scantlebury	15	HSB
8.02	Q	6 Davon Paris	15	JLHS
8.03	Q	7 Adamo Trantino	15	LMAC
8.04	Q	8 Enoch Arumugam	15	LAUR
8.08	Q	9 Joshua Norby	15	WWHS
8.17	Q	10 Nick Buffone	15	BHS
8.18	Q	11 Andrew Pomeranz	15	BHS
8.18	Q	11 Nick Zaloum	15	JRHS
8.18	Q	11 Shayne McLaughlin	15	PCHS
8.35	Q	14 Guiliano Chabot	15	JRHS
8.35	Q	14 Nicholas Maniatis	15	LAUR
8.36	Q	16 Tashii White	15	PCHS
8.42	Q	17 Domenico Schipano	15	LMAC
8.45	Q	18 Brandon Brascoup	15	KSS
8.46	Q	19 Christopher Phillip	15	PCHS
8.46	Q	19 Hamza Shah	15	LAUR
8.50	Q	21 David Bouhadana	15	HZHS
8.52	Q	22 Yann Bouhadana	15	HZHS
8.53	Q	23 Rasheem Dottin	15	RIV

8.55	24	Nicholas Styres	15	KSS
8.55	24	Dylan Sanscartier	15	BA
8.56	26	Vincent Tilli	15	LMAC
8.59	27	Kameef Kahn	15	LCC
8.59	27	Eric Neeson	15	LPHS
8.62	29	Ron Sellam	15	HZHS
8.63	30	Aaron Lohner	15	HZHS
8.64	31	Brendon Calado-Luke	15	HSB
8.65	32	Adam Wexler	15	HZHS
8.66	33	Reza Nekovei	15	PCHS
8.78	34	Massimo Schipani	15	LMAC
8.80	35	Riley Pincombe	15	BHS
8.81	36	Nicholas Datko	15	PCHS
8.93	37	Michael Assayag	15	RVAL
8.97	38	Mathias Hull	15	HSB
9.06	39	David Wertheimer	15	ROY
9.17	40	Curtis Rusenstrom	15	WWHS
9.20	41	Samuel Fhima	15	RIV
9.39	42	Jude Victoria	15	LAUR
9.51	43	Michael Reaburn	15	JLHS
9.84	44	Christopher Careese-Gouge	15	LMAC
23.97	45	Andreas Voutsinas	15	LAUR

[\[Top of Page\]](#) [\[Event List\]](#)

Event 14 BOYS 14-15 Midget 200m Run

MARK		NAME		TEAM
	1	Matthew Daly	15	ROY
24.72	2	Arice Khojet Kesba	15	BA
24.83	3	Max Makarov	15	LCC
24.93	4	Dakota Brown	15	JRHS
25.61				

25.88	5	Shaylin Scantlebury	15	HSB
26.35	6	Andrew Pomeranz	15	BHS
26.36	7	Enoch Arumugam	15	LAUR
26.73	8	Nick Buffone	15	BHS
26.97	9	Adamo Trantino	15	LMAC
27.02	10	Shayne McLaughlin	15	PCHS
27.20	11	Nick Zaloum	15	JRHS
27.33	12	Celestin Sungura	15	JLHS
27.45	13	Scott Hinvess	15	HSB
27.49	14	Christopher Chung	15	ROY
27.65	15	Eric Neeson	15	LPHS
27.73	16	Tommy Markopoulos	15	ROY
27.75	17	Joshua Norby	15	WWHS
27.88	18	Tashii White	15	PCHS
28.13	19	Guiliano Chabot	15	JRHS
28.24	20	Nicholas Maniatis	15	LAUR
28.26	21	Domenico Schipano	15	LMAC
28.39	22	Kareem Giles	15	LAUR
28.55	23	Yann Bouhadana	15	HZHS
28.90	24	Brendon Calado-Luke	15	HSB
28.97	25	Riley Pincombe	15	BHS
29.01	26	Kameef Kahn	15	LCC
29.12	27	Reza Nekovei	15	PCHS
29.14	28	David Bouhadana	15	HZHS
29.33	29	Nicholas Datko	15	PCHS
29.56	30	Zhendi Pan	15	BA
29.87	31	Hamza Shah	15	LAUR
29.95	32	Dylan Sanscartier	15	BA
29.96	33	Steven Trigonakis	15	LAUR
30.30	34	Christopher Phillip	15	PCHS
30.31	35	Ron Sellam	15	HZHS
30.72	36	Curtis Rusenstrom	15	WWHS

31.75	37	Phil Crawshaw	15	HSB
32.05	38	Samuel Fhima	15	RIV
34.37	39	Jude Victoria	15	LAUR
34.67	40	Alessandro Barazzoni	15	LMAC
35.82	41	Christopher Careese-Gouge	15	LMAC
39.76	42	Simon Tartakovsky	15	HZHS

[\[Top of Page\]](#) [\[Event List\]](#)

Event 15 BOYS 14-15 Midget 400m Run

MARK		NAME		TEAM
57.67	1	Dakota Brown	15	JRHS
58.28	2	Arice Khojet Kesba	15	BA
1:00.10	3	Steven Trigonakis	15	LAUR
1:02.72	4	Shaylin Scantlebury	15	HSB
1:03.94	5	Michael Reaburn	15	JLHS
1:03.97	6	Vincent Tilli	15	LMAC
1:04.64	7	Christopher Chung	15	ROY
1:04.90	8	Davon Paris	15	JLHS
1:05.56	9	Tashii White	15	PCHS
1:06.30	10	Matthew Tabet	15	LCC
1:06.59	11	Dylan Sanscartier	15	BA
1:06.78	12	Shayne McLaughlin	15	PCHS
1:08.23	13	Kareem Giles	15	LAUR
1:08.72	14	Eric Neeson	15	LPHS
1:09.04	15	Aaron Lohner	15	HZHS
1:10.81	16	Zhendi Pan	15	BA
1:12.00	17	Brandon Brascoup	15	KSS
1:12.83	18	Luca Dacmao	15	ROY
1:28.37	19	David Wertheimer	15	ROY
1:29.52	20	Jude Victoria	15	LAUR

[\[Top of Page\]](#) [\[Event List\]](#)

Event 16 BOYS 14-15 Midget 800m Run

MARK	NAME		TEAM	
	1	Shaylin Scantlebury	15	HSB
2:25.85	2	Tashii White	15	PCHS
2:28.14	3	Graham Neysmith	15	JRHS
2:29.11	4	Christopher Chung	15	ROY
2:29.98	5	Steven Trigonakis	15	LAUR
2:34.69	6	Alexandre Marchand	15	LAUR
2:35.09	7	Peter Papazoglou	15	LAUR
2:36.55	8	Matthew Tabet	15	LCC
2:36.87	9	Luca Dacmao	15	ROY
2:39.99	10	Reza Nekovei	15	PCHS
2:48.13	11	Adam Wexler	15	HZHS
2:53.89	12	Kevin Constable	15	LAUR
2:56.50	13	Kye Diabo	15	KSS
2:56.67	14	Hamza Shah	15	LAUR
2:58.51	15	Jude Victoria	15	LAUR
3:24.55				

[\[Top of Page\]](#) [\[Event List\]](#)

Event 17 BOYS 14-15 Midget 1500m Run

MARK	NAME		TEAM	
	1	Celestin Sungura	15	JLHS
5:13.59	2	Nicholas Estevez-Perez	15	LAUR
5:17.22	3	Alexandre Marchand	15	LAUR
5:19.29	4	Graham Neysmith	15	JRHS
5:25.17	5	Christopher Chung	15	ROY
5:25.68				

5:28.55	6	Brendan Jackson	15	BHS
5:40.12	7	Andrew Longo	15	LMAC
5:51.78	8	Luca Dacmao	15	ROY
6:04.09	9	Aaron Lohner	15	HZHS
6:05.78	10	Yianni Christopoulos	15	LAUR
6:09.55	11	Adam Wexler	15	HZHS
6:37.94	12	Samuel Fhima	15	RIV
6:42.75	13	David Wertheimer	15	ROY
6:46.91	14	Hector Silva	15	LAUR
DNF		Michael Assayag	15	RVAL

[\[Top of Page\]](#) [\[Event List\]](#)

Event 18 BOYS 14-15 Midget 3000m Run

MARK		NAME		TEAM
10:50.32	1	Celestin Sungura	15	JLHS
10:50.91	2	Dylan Stacey	15	KSS
10:59.05	3	Alexandre Marchand	15	LAUR
11:23.32	4	Nicholas Estevez-Perez	15	LAUR
11:38.10	5	Brendan Jackson	15	BHS
11:45.97	6	Steven Trigonakis	15	LAUR
11:48.26	7	Yann Bouhadana	15	HZHS
11:50.11	8	Zachary Powell	15	HSB
11:51.62	9	Yianni Christopoulos	15	LAUR
11:51.73	10	Michael Assayag	15	RVAL
11:53.31	11	Phil Fournier	15	ROY
11:53.70	12	Justin Savoy-Davies	15	ROY
12:57.11	13	Andrew Longo	15	LMAC
12:58.94	14	David Wertheimer	15	ROY

[\[Top of Page\]](#) [\[Event List\]](#)

Event 19 BOYS 14-15 Midget 60m Hurdles

MARK	NAME		TEAM	
	1	Matthew Daly	15	ROY
8.72	2	Christopher Chung	15	ROY
10.10	3	Max Makarov	15	LCC
10.54	4	Nicholas Maniatis	15	LAUR
10.56	5	Tommy Markopoulos	15	ROY
11.01	6	Christopher Phillip	15	PCHS
11.04	7	Domenico Schipano	15	LMAC
11.06	7	Kareem Giles	15	LAUR
11.06	9	Enoch Arumugam	15	LAUR
11.08	10	Nicholas Datko	15	PCHS
11.10	10	Vincent Tilli	15	LMAC
11.10	12	Joshua Norby	15	WWHS
11.21	13	Rasheem Dottin	15	RIV
11.58	14	Curtis Rusenstrom	15	WWHS
11.80	15	William Guerette	15	HSB
12.14	16	Reza Nekovei	15	PCHS
12.18	17	Christopher Careese-Gouge	15	LMAC
12.36	18	Alessandro Barazzoni	15	LMAC
12.40	18	Adam Wexler	15	HZHS
12.40	20	Kameef Kahn	15	LCC
12.75	21	Simon Tartakovsky	15	HZHS
15.61	22	Samuel Fhima	15	RIV
21.34				

[\[Top of Page\]](#) [\[Event List\]](#)

Event 20 BOYS 14-15 Midget 4x200m Relay

MARK	NAME	TEAM
------	------	------

1	John Rennie HS A	JRHS
1:48.67	2 LaurenHill Academy A	LAUR
1:52.06	3 Pierrefonds Comp HS A	PCHS
1:54.86	4 HowardS Billings HS A	HSB
1:55.51		

[\[Top of Page\]](#) [\[Event List\]](#)

Event 21 BOYS 14-15 Midget High Jump

MARK	NAME		TEAM
	1 Nicholas Maniatis	15	LAUR
1.70m	2 Nicolas Paliotti	15	JRHS
1.60m	3 Kareem Giles	15	LAUR
1.50m	3 Christopher Chung	15	ROY
1.50m	5 Joshua Norby	15	WWHS
1.45m	6 Petros Moulatsiotis	15	LAUR
1.40m	7 Nicholas Styres	15	KSS
1.40m	7 Curtis Rusenstrom	15	WWHS
1.40m	9 Vincent Tilli	15	LMAC
1.30m	9 Phil Fournier	15	ROY
1.30m	11 Aaron Lohner	15	HZHS
1.30m	11 Daniel Lariviere	15	HSB
1.30m	11 Shaylin Scantlebury	15	HSB
1.30m	11 Kameef Kahn	15	LCC
1.30m	13 Ron Sellam	15	HZHS
1.30m	Alessandro Barazzoni	15	LMAC
NM	Simon Tartakovsky	15	HZHS
NM	Kye Diabo	15	KSS
NM	Enoch Arumugam	15	LAUR
NM	William Guerette	15	HSB
NM			

[\[Top of Page\]](#) [\[Event List\]](#)

Event 22 BOYS 14-15 Midget Long Jump

MARK	NAME		TEAM
5.81m	1 Max Makarov	15	LCC
5.58m	2 Arice Khojet Kesba	15	BA
5.33m	3 Nicolas Paliotti	15	JRHS
5.03m	4 Shaylin Scantlebury	15	HSB
5.02m	5 Nicholas Maniatis	15	LAUR
4.97m	6 Dakota Brown	15	JRHS
4.93m	7 Peter Papazoglou	15	LAUR
4.80m	8 Guiliano Chabot	15	JRHS
4.72m	9 Kareem Giles	15	LAUR
4.69m	10 Tashii White	15	PCHS
4.69m	10 Riley Pincombe	15	BHS
4.69m	10 Kameef Kahn	15	LCC
4.68m	13 Shayne McLaughlin	15	PCHS
4.61m	14 Petros Moulatsiotis	15	LAUR
4.53m	15 Vincent Tilli	15	LMAC
4.52m	16 Domenico Schipano	15	LMAC
4.52m	16 Christopher Careese-Gouge	15	LMAC
4.43m	18 Davon Paris	15	JLHS
4.43m	18 Simon Tartakovsky	15	HZHS
4.37m	20 Nicholas Datko	15	PCHS
4.34m	21 Yann Bouhadana	15	HZHS
4.32m	22 William Guerette	15	HSB
4.26m	23 Daniel Lariviere	15	HSB
4.24m	24 Rasheem Dottin	15	RIV
4.19m	25 David Bouhadana	15	HZHS
3.97m	26 Phil Fournier	15	ROY
3.84m	27 Christopher Phillip	15	PCHS
3.79m	28 Aaron Lohner	15	HZHS

3.65m	29	Adamo Trantino	15	LMAC
3.60m	30	Kye Diabo	15	KSS
3.36m	31	Michael Reaburn	15	JLHS
3.25m	32	Michael Assayag	15	RVAL
NM		Matthew Tabet	15	LCC

[\[Top of Page\]](#) [\[Event List\]](#)

Event 23 BOYS 14-15 Midget Triple Jump

MARK		NAME		TEAM
11.56m	1	Max Makarov	15	LCC
10.56m	2	Nicolas Paliotti	15	JRHS
10.52m	3	Christopher Chung	15	ROY
10.16m	4	Peter Papazoglou	15	LAUR
9.98m	5	Nicholas Maniatis	15	LAUR
9.49m	6	Nicholas Datko	15	PCHS
9.37m	7	Domenico Schipano	15	LMAC
9.27m	8	Andrew Longo	15	LMAC
9.23m	9	Tashii White	15	PCHS
8.52m	10	Petros Moulatsiotis	15	LAUR

[\[Top of Page\]](#) [\[Event List\]](#)

Event 24 BOYS 14-15 Midget Shot Put

MARK		NAME		TEAM
13.08m	1	Andreas Voutsinas	15	LAUR
12.87m	2	Andrew Pomeranz	15	BHS
11.59m	3	Nicholas Maniatis	15	LAUR
11.31m	4	Ola Kuti	15	RIV
	5	Scott Hives	15	HSB

11.22m			
6	Matthew Tabet	15	LCC
10.99m			
7	Brendon Calado-Luke	15	HSB
10.69m			
8	William Guerette	15	HSB
10.47m			
9	Andrew Longo	15	LMAC
10.41m			
10	Nicholas Styres	15	KSS
10.31m			
11	Oliver Quinn	15	PCHS
10.19m			
12	Petros Moulatsiotis	15	LAUR
9.84m			
12	Shayne McLaughlin	15	PCHS
9.84m			
14	Alessandro Barazzoni	15	LMAC
8.43m			
15	Justin Savoy-Davies	15	ROY
8.34m			

[\[Top of Page\]](#) [\[Event List\]](#)

Event 25 BOYS 16-18 Juvenile 60m Dash

FINALS

MARK		NAME		TEAM
	1	Kadeem McGhie	17	PCHS
7.56				
	2	Valentino Maggio	17	RIV
7.64				
	3	Diego Occhicone	17	BHS
7.72				
	4	Chea Wynter	17	RVAL
7.82				
	5	Chris Bailey	17	RVAL
7.88				
	6	Matthew Manget	17	BA
8.00				
	7	Mark Manget	17	BA
8.02				
	8	Samuel Montminy	17	BHS
8.07				
	9	Fabio Ponari	17	LBPH
8.16				
	9	Jonathan Boisvert	17	PCHS
8.16				

PRELIMS

	1	Kadeem McGhie	17	PCHS
7.55	Q			
	2	Valentino Maggio	17	RIV
7.67	Q			

7.78	3	Diego Occhicone	17	BHS
	Q			
	4	Massimo Guido	17	LBPH
7.82	Q			
	5	Chris Bailey	17	RVAL
7.87	Q			
	6	Matthew Manget	17	BA
7.88	Q			
	7	Chea Wynter	17	RVAL
7.96	Q			
	8	Samuel Montminy	17	BHS
8.03	Q			
	9	Alex Costa	17	LBPH
8.06	Q			
	9	Mark Manget	17	BA
8.06	Q			
	11	Jonathan Boisvert	17	PCHS
8.07	Q			
	12	Fabio Ponari	17	LBPH
8.14	Q			
	13	Kevin Clasper-Inglis	17	LPHS
8.16				
	14	Derick Dellicolli	17	LBPH
8.18				
	15	Chris Fernandez	17	LBPH
8.21				
	16	Dennis Karabatsos	17	LAUR
8.23				
	17	Mathieu Blouin	17	PCHS
8.24				
	18	Alessio Occhicone	17	BHS
8.25				
	19	Jeremy Apelo	17	RVAL
8.29				
	20	Beandon Mitchell	17	PCHS
8.33				
	21	Brandon Mancuso	17	HSB
8.34				
	22	Peter Kantel	17	JRHS
8.39				
	22	Ihsaan Malek	17	ROY
8.39				
	24	Richard Pham	17	LAUR
8.43				
	25	Rakin Bhuiyan	17	RVAL
8.49				
	26	Alex Yeo	17	RIV
8.51				
	26	Shivjit Chhina	17	PCHS
8.51				
	28	Gabriel Bouhadana	17	HZHS
8.53				
	29	Jordan Halderapp	17	JLHS
8.58				
	30	Muhan Patel	17	LAUR
8.60				
	31	Mark Daly	17	RIV
8.66				
	32	Armando Gonzalez-Bermudez	17	RVAL
8.69				
	33	Shareef Ferguson	17	JLHS
8.73				
	34	Tyler Bloom	17	ROY
8.87				

9.02	35	Abishan Ehambaram	17	RIV
	36	Nolan Douglas	17	BHS
9.05	37	Adrien Jones-Berry	17	JLHS
9.07	38	Lloyd Andrew Harding	17	MACD
9.16	39	Costa Rontzocos	17	LAUR
9.29	40	Christopher Coursolle	17	LPHS
9.74				

[\[Top of Page\]](#) [\[Event List\]](#)

Event 26 BOYS 16-18 Juvenile 200m Run

MARK		NAME		TEAM
	1	Kadeem McGhie	17	PCHS
24.45	2	Valentino Maggio	17	RIV
24.66	3	Diego Occhicone	17	BHS
25.43	4	Massimo Guido	17	LBPH
25.75	5	Mark Manget	17	BA
25.83	6	Matthew Manget	17	BA
25.94	7	Samuel Montminy	17	BHS
26.00	8	Alessio Occhicone	17	BHS
26.35	9	Mathieu Blouin	17	PCHS
26.43	10	Jonathan Boisvert	17	PCHS
26.66	11	Derick Dellicolli	17	LBPH
26.78	12	Chea Wynter	17	RVAL
26.82	13	Juwan Holliday	17	HSB
26.84	14	Chris Bailey	17	RVAL
26.93	15	Chris Fernandez	17	LBPH
26.97	16	Fabio Ponari	17	LBPH
27.18	17	Kevin Clasper-Inglis	17	LPHS
27.25	18	Zachary Del Dotta	17	RIV
27.32	19	Brandon Wong	17	ROY
27.40	20	Jeremy Apelo	17	RVAL
27.50				

21	Alex Costa	17	LBPH
27.73			
22	Brandon Mancuso	17	HSB
27.93			
23	Nathaniel Marriott	17	JLHS
27.95			
24	Mathew Legouffe	17	BA
28.12			
25	Ihsaan Malek	17	ROY
28.16			
25	Shivjit Chhina	17	PCHS
28.16			
27	Ari Ambikaipakan	17	LAUR
28.47			
28	Vincenzo Adipietro	17	LBPH
28.51			
29	Mark Daly	17	RIV
28.58			
30	Alex Yeo	17	RIV
28.69			
31	Jordan Halderapp	17	JLHS
28.94			
32	Jeffrey Hoather	17	ROY
29.04			
33	Rakin Bhuiyan	17	RVAL
29.40			
34	Nolan Douglas	17	BHS
29.71			
35	Abishan Ehambaram	17	RIV
31.15			
36	Adrien Jones-Berry	17	JLHS
31.74			
37	Christopher Coursolle	17	LPHS
32.33			
38	Justin Arthur-Adjei	17	HSB
33.12			
39	Antonio Williams-Gomez	17	JLHS
34.23			
40	David Alvarado	17	JLHS
34.81			
41	Jason Pang	17	RVAL
39.39			
	Marc-Andre Blouin	17	PCHS
DNF			

[\[Top of Page\]](#) [\[Event List\]](#)

Event 27 BOYS 16-18 Juvenile 400m Run

MARK	NAME		TEAM	
	1	Kadeem McGhie	17	PCHS
57.14				
	2	Diego Occhicone	17	BHS
58.99				
	3	Nathaniel Marriott	17	JLHS
1:00.06				
	4	Mathieu Blouin	17	PCHS
1:00.27				

1:00.54	5	Valentino Maggio	17	RIV
1:00.99	6	Jonathan Boisvert	17	PCHS
1:03.12	7	Beandon Mitchell	17	PCHS
1:03.64	8	Matthew Manget	17	BA
1:03.89	9	Jason Lee	17	BA
1:03.98	10	Joshua Casanova	17	JLHS
1:04.84	11	Kanerahtens Bush	17	KSS
1:05.00	12	Chris Fernandez	17	LBPH
1:05.55	13	Kevin Clasper-Inglis	17	LPHS
1:05.98	14	Mathew Legouffe	17	BA
1:06.99	15	Jordan Halderapp	17	JLHS
1:07.39	16	Jeffrey Hoather	17	ROY
1:12.74	17	Shareef Ferguson	17	JLHS
1:15.78	18	Christopher Coursolle	17	LPHS
1:18.35	19	Rakin Bhuiyan	17	RVAL
1:19.49	20	Jason Pang	17	RVAL
1:20.99	21	David Alvarado	17	JLHS

[\[Top of Page\]](#) [\[Event List\]](#)

Event 28 BOYS 16-18 Juvenile 800m Run

MARK		NAME		TEAM
2:18.56	1	Kadeem McGhie	17	PCHS
2:23.78	2	Marc-Andre Blouin	17	PCHS
2:24.22	3	Mathieu Blouin	17	PCHS
2:24.39	4	Muhan Patel	17	LAUR
2:29.71	5	Akshay Grover	17	PCHS
2:31.26	6	Joshua Casanova	17	JLHS
2:33.30	7	Alan Singleton	17	PCHS
2:33.40	8	Jeffrey Hoather	17	ROY
2:35.77	9	Ari Ambikaipakan	17	LAUR

2:36.34	10	Taofiq Aziz	17	LAUR
	11	Alex Vachon	17	LBPH
2:37.15	12	Gabriel Adamo	17	LBPH
2:37.55	13	Jason Lee	17	BA
2:37.84	14	Jordan Halderapp	17	JLHS
2:54.78	15	Shareef Ferguson	17	JLHS
4:05.11	16	A. Gomez	17	JLHS
4:07.72				

[\[Top of Page\]](#) [\[Event List\]](#)

Event 29 BOYS 16-18 Juvenile 1500m Run

MARK		NAME		TEAM
	1	Taofiq Aziz	17	LAUR
5:01.37	2	Mathieu Blouin	17	PCHS
5:09.71	3	Alan Singleton	17	PCHS
5:13.17	4	Akshay Grover	17	PCHS
5:13.65	5	Kanerahtens Bush	17	KSS
5:15.12	6	Jeffrey Hoather	17	ROY
5:18.38	7	Joshua Casanova	17	JLHS
5:20.05	8	Zachary Del Dotta	17	RIV
5:21.99	9	Umar Mushtag	17	PCHS
5:23.62	10	Alex Vachon	17	LBPH
5:24.68	11	Shawn Peterkin	17	HSB
5:38.72	12	Mark Daly	17	RIV
5:49.06	13	Aidan Yardley-Jones	17	PCHS
6:58.21	14	Marc-Andre Blouin	17	PCHS
7:57.85		Kevroy Pierre	17	JLHS
DNF		Muhan Patel	17	LAUR
DNF				

[\[Top of Page\]](#) [\[Event List\]](#)

Event 30 BOYS 16-18 Juvenile 3000m Run

MARK	NAME		TEAM
1	Akshay Grover	17	PCHS
10:45.58			
2	Shawn Peterkin	17	HSB
10:49.73			
3	Taofiq Aziz	17	LAUR
10:55.30			
4	Mathieu Blouin	17	PCHS
10:55.83			
5	Marc-Andre Blouin	17	PCHS
11:04.11			
6	Aidan Yardley-Jones	17	PCHS
11:13.53			
7	Alex Vachon	17	LBPH
11:14.20			
8	Alan Singleton	17	PCHS
11:21.64			
9	Zachary Del Dotta	17	RIV
11:24.65			
10	Umar Mushtag	17	PCHS
11:28.00			
11	Gabriel Adamo	17	LBPH
12:01.18			
12	Duncan Elliot	17	HSB
12:27.15			
13	Kevroy Pierre	17	JLHS
12:49.51			
14	Charles Weiman	17	RVAL
13:08.77			

[\[Top of Page\]](#) [\[Event List\]](#)

Event 31 BOYS 16-18 Juvenile 60m Hurdles

MARK	NAME		TEAM
1	Chea Wynter	17	RVAL
10.07			
2	Shervin Zadabbaskari	17	LBPH
10.39			
3	Alessio Occhicone	17	BHS
10.75			
4	Beandon Mitchell	17	PCHS
10.80			
5	Shivjit Chhina	17	PCHS
11.02			
6	Gabriel Bouhadana	17	HZHS
11.61			
7	Muhan Patel	17	LAUR
11.70			
8	Dennis Karabatsos	17	LAUR
11.77			
9	Brandon Mancuso	17	HSB
11.97			

10	Aidan Bermingham	17	RVAL
12.60			
11	Abishan Ehambaram	17	RIV
14.39			
12	Richard Pham	17	LAUR
15.60			

[\[Top of Page\]](#) [\[Event List\]](#)

Event 32 BOYS 16-18 Juvenile 4x200m Relay

MARK	NAME	TEAM
	1 Pierrefonds Comp HS A	PCHS
1:46.88		
	2 Beurling Academy A	BA
1:50.21		
	3 Riverdale HS A	RIV
1:53.26		
	4 Beaconsfield HS A	BHS
1:54.15		
	5 Royal Vale HS A	RVAL
1:57.21		

[\[Top of Page\]](#) [\[Event List\]](#)

Event 33 BOYS 16-18 Juvenile High Jump

MARK	NAME	TEAM
	1 Muhan Patel	17 LAUR
1.60m		
	2 Peter Kantel	17 JRHS
1.55m		
	3 Valentino Maggio	17 RIV
1.55m		
	4 Kadeem McGhie	17 PCHS
1.50m		
	5 Alain Parrik	17 LAUR
1.40m		
	6 Samuel Montminy	17 BHS
1.40m		
	6 Ewan Burns	17 BHS
1.40m		
	7 Alex Costa	17 LBPH
1.40m		
	8 Shervin Zadabbaskari	17 LBPH
1.40m		
	10 Brandon Mancuso	17 HSB
1.30m		
	11 Aidan Bermingham	17 RVAL
1.20m		
	Christopher Coursolle	17 LPHS

Event 34 BOYS 16-18 Juvenile Long Jump

MARK	NAME		TEAM
5.31m	1 Alessio Occhicone	17	BHS
5.13m	2 Chea Wynter	17	RVAL
4.97m	3 Peter Kantel	17	JRHS
4.94m	4 Shervin Zadabbaskari	17	LBPH
4.92m	5 Aidan Yardley-Jones	17	PCHS
4.89m	6 Joshua Casanova	17	JLHS
4.88m	7 Brandon Wong	17	ROY
4.83m	8 Ewan Burns	17	BHS
4.82m	9 Samuel Montminy	17	BHS
4.78m	10 Alain Parrik	17	LAUR
4.77m	11 Shivjit Chhina	17	PCHS
4.77m	11 Valentino Maggio	17	RIV
4.75m	13 Mark Manget	17	BA
4.69m	14 Alan Singleton	17	PCHS
4.59m	15 Zachary Del Dotta	17	RIV
4.43m	16 Chris Fernandez	17	LBPH
4.29m	17 Gabriel Bouhadana	17	HZHS
4.27m	18 Adrien Jones-Berry	17	JLHS
4.12m	19 Dennis Karabatsos	17	LAUR
4.11m	20 Ari Ambikaipakan	17	LAUR
4.00m	21 Jason Pang	17	RVAL
3.76m	22 Jeremy Apelo	17	RVAL
3.74m	23 Alex Costa	17	LBPH
3.64m	24 Abishan Ehambaram	17	RIV
3.57m	25 Costa Rontzocos	17	LAUR
	26 Lloyd Andrew Harding	17	MACD

3.53m

[\[Top of Page\]](#) [\[Event List\]](#)

Event 35 BOYS 16-18 Juvenile Triple Jump

MARK	NAME		TEAM
	1 Ewan Burns	17	BHS
10.02m	2 Aidan Yardley-Jones	17	PCHS
9.89m	3 Dennis Karabatsos	17	LAUR
9.86m	4 Alan Singleton	17	PCHS
9.82m	5 Taofiq Aziz	17	LAUR
9.17m	6 Kadeem McGhie	17	PCHS
8.57m			

[\[Top of Page\]](#) [\[Event List\]](#)

Event 36 BOYS 16-18 Juvenile Shot Put

MARK	NAME		TEAM
	1 Jahmensky Lubin	17	LBPH
13.85m	2 James Colizza	17	LBPH
11.79m	3 John Varoutsos	17	LAUR
10.56m	4 Zachary Del Dotta	17	RIV
10.54m	5 Joshua Violonchi	17	PCHS
10.48m	6 Valentino Maggio	17	RIV
10.34m	7 Dennis Karabatsos	17	LAUR
10.09m	8 Armando Gonzalez-Bermudez	17	RVAL
9.87m	9 Wessam Tayeh	17	PCHS
9.62m	10 Alan Singleton	17	PCHS
9.42m	11 Brandon Mancuso	17	HSB
8.40m	12 Derick Dellicolli	17	LBPH
8.37m	13 Duncan Elliot	17	HSB
8.26m			

7.98m	14	Aidan Bermingham	17	RVAL
7.34m	15	Trystan Tsumara-Dare	17	RIV
6.93m	16	Lloyd Andrew Harding	17	MACD

[\[Top of Page\]](#) [\[Event List\]](#)

GMAA Indoor Track & Field Boys Meet 2014

March 20th, 2014

Claude Robillard

03/21/2014 - 03/21/2014

Meet Scores

MALE TEAM Age Group 11 - 13			
1	LOWER CANADA COLLEGE	LCC	65.500
2	JOHN PAUL 1 HS	JP1	36.000
2	HOWARDS BILLINGS HS	HSB	36.000
4	LAURENHILL ACADEMY	LAUR	30.000
5	ROYAL WEST ACADEMY	ROY	27.500
6	WESTWOOD HS	WWHS	15.500
7	BEACONSFIELD HS	BHS	11.000
7	PIERREFONDS COMP HS	PCHS	11.000
9	BEURLING ACADEMY	BA	9.000
10	RIVERDALE HS	RIV	8.500
11	LESTER B PEARSON HS	LBPH	5.000
12	MACDONALD HS	MACD	4.000
13	ROYAL VALE HS	RVAL	3.000
14	JOHN F KENNEDY HS	JFK	2.000
MALE TEAM Age Group 14 - 15			
1	LAURENHILL ACADEMY	LAUR	62.500
2	JOHN RENNIE HS	JRHS	41.000
3	ROYAL WEST ACADEMY	ROY	40.500
4	LOWER CANADA COLLEGE	LCC	27.000
5	HOWARDS BILLINGS HS	HSB	23.000
6	BEURLING ACADEMY	BA	20.000
7	JAMES LYNNG HS	JLHS	16.000
8	PIERREFONDS COMP HS	PCHS	11.000
9	BEACONSFIELD HS	BHS	9.000
10	KAHNAWAKE SS	KSS	5.000
11	RIVERDALE HS	RIV	3.000
12	WESTWOOD HS	WWHS	2.000
13	LAURIER MACDONALD HS	LMAC	1.000
MALE TEAM Age Group 16 - 18			
1	PIERREFONDS COMP HS	PCHS	96.000
2	BEACONSFIELD HS	BHS	35.000
3	LAURENHILL ACADEMY	LAUR	33.000
4	RIVERDALE HS	RIV	24.000
5	LESTER B PEARSON HS	LBPH	23.000
6	ROYAL VALE HS	RVAL	19.000

7	JOHN RENNIE HS	JRHS	9.000
7	BEURLING ACADEMY	BA	9.000
9	JAMES LYNNG HS	JLHS	6.000
10	HOWARDS BILLINGS HS	HSB	5.000
11	KAHNAWAKE SS	KSS	2.000
12	ROYAL WEST ACADEMY	ROY	1.000
12	HERZLIAH HS	HZHS	1.000

MALE INDIVIDUAL Age Group 11 - 13

1	DIMENTBERG, EVAN	LOWER CANADA COLLEGE	33.500
2	SIXTA, NICOLAS	HOWARDS BILLINGS HS	28.000
3	SINNARAJAH, THULACITHAN	LAURENHILL ACADEMY	16.000
4	DELIS, PETER	ROYAL WEST ACADEMY	12.000
5	GRAZZINI, JUSTIN	BEACONSFIELD HS	11.000
6	YANG, THOMAS	LOWER CANADA COLLEGE	9.000
6	SPARKS, OMARI	BEURLING ACADEMY	9.000
8	RIVAS, ENRIQUE	LAURENHILL ACADEMY	8.000
8	MORELLI, RAFAELE	JOHN PAUL 1 HS	8.000
8	STEPHENS, JOSHUA	JOHN PAUL 1 HS	8.000
8	LAVALLIERE, OWEN	HOWARDS BILLINGS HS	8.000
12	KONG, NORMAN	ROYAL WEST ACADEMY	7.500
13	MULLINS-GRANT, ANDREW	PIERREFONDS COMP HS	7.000
13	MILLER, PHILIPPE	LOWER CANADA COLLEGE	7.000
13	THIJS, MATTHIAS	LOWER CANADA COLLEGE	7.000
16	POMPA, BIAGIO	JOHN PAUL 1 HS	5.000
16	MARSILLO, DAVID-JOE	JOHN PAUL 1 HS	5.000
18	MCDONALD, HENNESSY	MACDONALD HS	4.000
18	FILKIN, RYAN	WESTWOOD HS	4.000
18	MANDELUS, PAUL	ROYAL WEST ACADEMY	4.000
18	AKTAS, ADAM	LESTER B PEARSON HS	4.000
18	RIKLEY-KRINDLE, SHANE	WESTWOOD HS	4.000
23	ANTOINE, SHAMAR	RIVERDALE HS	3.500
24	ROYE, KYLE	ROYAL VALE HS	3.000
24	DELIS, TIMOTHY	LAURENHILL ACADEMY	3.000
24	CARLYSLE, SHAMOND	RIVERDALE HS	3.000
27	GOUSIGAN, SINNIAH	PIERREFONDS COMP HS	2.000
27	PIRES, ANTHONY	JOHN F KENNEDY HS	2.000
27	PERCOPO, RICARDO	JOHN PAUL 1 HS	2.000
27	VANDENBUSSCHE, ADAM	LOWER CANADA COLLEGE	2.000
27	SAINT-JEAN, CHRISSELLY	JOHN PAUL 1 HS	2.000
27	LONGO, SAMMY	JOHN PAUL 1 HS	2.000
27	SHAW-CAMPBELL, RHOAN	RIVERDALE HS	2.000
34	BUFFONE, TRISTANO	JOHN PAUL 1 HS	1.000
34	LAUZON, JEREMY	WESTWOOD HS	1.000
34	LOH, PHILLIP	PIERREFONDS COMP HS	1.000
34	DAFNIOTIS, NICKOLAS	LAURENHILL ACADEMY	1.000
34	CICERO, MATTHEW	LESTER B PEARSON HS	1.000

34	WHITE, MICHAEL	WESTWOOD HS	1.000
40	GALLANT, JARED	WESTWOOD HS	.500

MALE INDIVIDUAL Age Group 14 - 15

1	MAKAROV, MAX	LOWER CANADA COLLEGE	26.000
2	DALY, MATTHEW	ROYAL WEST ACADEMY	21.000
3	KHOJET KESBA, ARICE	BEURLING ACADEMY	20.000
4	MANIATIS, NICHOLAS	LAURENHILL ACADEMY	18.000
4	SCANTLEBURY, SHAYLIN	HOWARDS BILLINGS HS	18.000
6	CHUNG, CHRISTOPHER	ROYAL WEST ACADEMY	17.500
7	SUNGURA, CELESTIN	JAMES LYNNG HS	14.000
7	PALIOTTI, NICOLAS	JOHN RENNIE HS	14.000
9	BROWN, DAKOTA	JOHN RENNIE HS	13.000
10	MARCHAND, ALEXANDRE	LAURENHILL ACADEMY	9.000
11	ESTEVEZ-PEREZ, NICHOLAS	LAURENHILL ACADEMY	8.000
12	NEYSMITH, GRAHAM	JOHN RENNIE HS	7.000
12	TRIGONAKIS, STEVEN	LAURENHILL ACADEMY	7.000
12	VOUTSINAS, ANDREAS	LAURENHILL ACADEMY	7.000
15	POMERANZ, ANDREW	BEACONSFIELD HS	6.000
16	WHITE, TASHII	PIERREFONDS COMP HS	5.000
16	STACEY, DYLAN	KAHNAWAKE SS	5.000
18	GILES, KAREEM	LAURENHILL ACADEMY	3.500
19	KUTI, OLA	RIVERDALE HS	3.000
19	PAPAZOGLU, PETER	LAURENHILL ACADEMY	3.000
19	JACKSON, BRENDAN	BEACONSFIELD HS	3.000
22	MARKOPOULOS, TOMMY	ROYAL WEST ACADEMY	2.000
22	NORBY, JOSHUA	WESTWOOD HS	2.000
22	HINVES, SCOTT	HOWARDS BILLINGS HS	2.000
22	REABURN, MICHAEL	JAMES LYNNG HS	2.000
26	MOULATSIOTIS, PETROS	LAURENHILL ACADEMY	1.000
26	DATKO, NICHOLAS	PIERREFONDS COMP HS	1.000
26	TILLI, VINCENT	LAURIER MACDONALD HS	1.000
26	TABET, MATTHEW	LOWER CANADA COLLEGE	1.000
26	ARUMUGAM, ENOCH	LAURENHILL ACADEMY	1.000
26	PHILLIP, CHRISTOPHER	PIERREFONDS COMP HS	1.000

MALE INDIVIDUAL Age Group 16 - 18

1	MCGHIE, KADEEM	PIERREFONDS COMP HS	32.000
2	MAGGIO, VALENTINO	RIVERDALE HS	17.000
3	WYNTER, CHEA	ROYAL VALE HS	15.000
3	BLOUIN, MATHIEU	PIERREFONDS COMP HS	15.000
5	OCCHICONE, DIEGO	BEACONSFIELD HS	13.000
5	AZIZ, TAOFIQ	LAURENHILL ACADEMY	13.000
7	GROVER, AKSHAY	PIERREFONDS COMP HS	12.000
8	OCCHICONE, ALESSIO	BEACONSFIELD HS	11.000
9	PATEL, MUHAN	LAURENHILL ACADEMY	10.000
10	KANTEL, PETER	JOHN RENNIE HS	9.000
11	ZADABBASKARI, SHERVIN	LESTER B PEARSON HS	8.000

11	YARDLEY-JONES, AIDAN	PIERREFONDS COMP HS	8.000
13	BURNS, EWAN	BEACONSFIELD HS	7.500
14	SINGLETON, ALAN	PIERREFONDS COMP HS	7.000
14	LUBIN, JAHMENSKY	LESTER B PEARSON HS	7.000
14	BLOUIN, MARC-ANDRE	PIERREFONDS COMP HS	7.000
17	PETERKIN, SHAWN	HOWARDS BILLINGS HS	5.000
17	COLIZZA, JAMES	LESTER B PEARSON HS	5.000
19	VAROUTSOS, JOHN	LAURENHILL ACADEMY	4.000
19	MARRIOTT, NATHANIEL	JAMES LYNH HS	4.000
19	KARABATSOS, DENNIS	LAURENHILL ACADEMY	4.000
22	GUIDO, MASSIMO	LESTER B PEARSON HS	3.000
22	DEL DOTTA, ZACHARY	RIVERDALE HS	3.000
22	MITCHELL, BEANDON	PIERREFONDS COMP HS	3.000
25	VIOLONCHI, JOSHUA	PIERREFONDS COMP HS	2.000
25	PARRIK, ALAIN	LAURENHILL ACADEMY	2.000
25	BAILEY, CHRIS	ROYAL VALE HS	2.000
25	CASANOVA, JOSHUA	JAMES LYNH HS	2.000
25	MANGET, MARK	BEURLING ACADEMY	2.000
25	CHHINA, SHIVJIT	PIERREFONDS COMP HS	2.000
25	BUSH, KANERAHTENS	KAHNAWAKE SS	2.000
25	MANGET, MATTHEW	BEURLING ACADEMY	2.000
33	BOUHADANA, GABRIEL	HERZLIAH HS	1.000
33	BOISVERT, JONATHAN	PIERREFONDS COMP HS	1.000
33	HOATHER, JEFFREY	ROYAL WEST ACADEMY	1.000
36	MONTMINY, SAMUEL	BEACONSFIELD HS	.500

GMAA Swimming Championships 2014
Cote-St-Luc, 19/2/2014

All Events

Boys, 11 - 18 years

1.Loy	LOY	79
2.Jrhs	JRHS	66
3.Royal	ROYAL	48
4.Pchs	PCHS	41
5.Csa	CSA	39
6.Whs	WHS	37
7.Rivhs	RIVHS	31
8.Herzliah High School	HZHS	26
9.Lbp	LBP	23
10.Bhs	BHS	21
11.Wwhs	WWHS	19
12.Bial	BIAL	17
13.La	LA	16
Wic	WIC	16
15.Kuper	KUPER	8
16.Macd	MACD	3
17.Selw	SELW	-
Lphs	LPHS	-
Stg	STG	-
Cpi	CPI	-
Ecs	ECS	-
Jp1	JP1	-
Lcc	LCC	-
Lmac	LMAC	-
Qaa	QAA	-
Shsm	SHSM	-
Traf	TRAF	-
Villa	VILLA	-
Vmc	VMC	-

Women, 11 - 18 years

1.Csa	CSA	97
2.Qaa	QAA	48
3.Bhs	BHS	42
4.Jrhs	JRHS	41
5.Traf	TRAF	34
6.Lcc	LCC	29
7.Pchs	PCHS	27
8.Ecs	ECS	26
9.Wic	WIC	24
10.Kuper	KUPER	21
11.Lphs	LPHS	19
Royal	ROYAL	19
13.Cpi	CPI	17
14.Villa	VILLA	13
Rivhs	RIVHS	13
16.Lmac	LMAC	8
Shsm	SHSM	8
La	LA	8
19.Lbp	LBP	4
Vmc	VMC	4
21.Macd	MACD	2

22.Whs	WHS	1
23.Wwhs	WWHS	-
Herziah High School	HZHS	-
Jp1	JP1	-
Bial	BIAL	-
Loy	LOY	-
Selw	SELW	-
Stg	STG	-

[No. 1. Girls. 100m Freestyle 11 - 13 years](#)
[No. 2. Boys. 100m Freestyle 11 - 13 years](#)
[No. 3. Girls. 100m Freestyle 14 - 15 years](#)
[No. 4. Boys. 100m Freestyle 14 - 15 years](#)
[No. 5. Women. 100m Freestyle 16 - 18 years](#)
[No. 6. Boys. 100m Freestyle 16 - 18 years](#)
[No. 7. Girls. 50m Fly 11 - 13 years](#)
[No. 8. Boys. 50m Fly 11 - 13 years](#)
[No. 9. Girls. 50m Fly 14 - 15 years](#)
[No. 10. Boys. 50m Fly 14 - 15 years](#)
[No. 11. Women. 50m Fly 16 - 18 years](#)
[No. 12. Boys. 50m Fly 16 - 18 years](#)
[No. 13. Girls. 50m Freestyle 11 - 13 years](#)
[No. 14. Boys. 50m Freestyle 11 - 13 years](#)
[No. 15. Girls. 50m Freestyle 14 - 15 years](#)
[No. 16. Boys. 50m Freestyle 14 - 15 years](#)
[No. 17. Women. 50m Freestyle 16 - 18 years](#)
[No. 18. Boys. 50m Freestyle 16 - 18 years](#)
[No. 19. Girls. 4 x 50m Medley 11 - 13 years](#)
[No. 20. Boys. 4 x 50m Medley 11 - 13 years](#)
[No. 21. Girls. 4 x 50m Medley 14 - 15 years](#)
[No. 22. Boys. 4 x 50m Medley 14 - 15 years](#)
[No. 23. Women. 4 x 50m Medley 16 - 18 years](#)
[No. 24. Boys. 4 x 50m Medley 16 - 18 years](#)

[No. 25. Girls. 100m Medley 11 - 13 years](#)
[No. 26. Boys. 100m Medley 11 - 13 years](#)
[No. 27. Girls. 100m Medley 14 - 15 years](#)
[No. 28. Boys. 100m Medley 14 - 15 years](#)
[No. 29. Women. 100m Medley 16 - 18 years](#)
[No. 30. Boys. 100m Medley 16 - 18 years](#)
[No. 31. Girls. 50m Backstroke 11 - 13 years](#)
[No. 32. Boys. 50m Backstroke 11 - 13 years](#)
[No. 33. Girls. 50m Backstroke 14 - 15 years](#)
[No. 34. Boys. 50m Backstroke 14 - 15 years](#)
[No. 35. Women. 50m Backstroke 16 - 18 years](#)
[No. 36. Boys. 50m Backstroke 16 - 18 years](#)
[No. 37. Girls. 50m Breaststroke 11 - 13 years](#)
[No. 38. Boys. 50m Breaststroke 11 - 13 years](#)
[No. 39. Girls. 50m Breaststroke 14 - 15 years](#)
[No. 40. Boys. 50m Breaststroke 14 - 15 years](#)
[No. 41. Women. 50m Breaststroke 16 - 18 years](#)
[No. 42. Boys. 50m Breaststroke 16 - 18 years](#)
[No. 43. Girls. 4 x 50m Freestyle 11 - 13 years](#)
[No. 44. Boys. 4 x 50m Freestyle 11 - 13 years](#)
[No. 45. Girls. 4 x 50m Freestyle 14 - 15 years](#)
[No. 46. Boys. 4 x 50m Freestyle 14 - 15 years](#)
[No. 47. Women. 4 x 50m Freestyle 16 - 18 years](#)
[No. 48. Boys. 4 x 50m Freestyle 16 - 18 years](#)

GMAA Swimming Championships 2014
Cote-St-Luc, 19/2/2014

Event 1 Girls, 100m Freestyle 11 - 13 years
 19/02/2014 Results

Rank		Time	50m	100m
1.	MORINVILLE, Kiara	Csa	1:04.78	
2.	NELLIS, Morgan	Ecs	1:08.45	
3.	RAMPERSAD, Elizabeth	Royal	1:10.09	
4.	BISHOP, Zoe	Pchs	1:11.66	
5.	ROZON, Sydney	Bhs	1:12.28	
6.	BONNS, Miranda	Pchs	1:12.38	
7.	CAMERON, Justine	Jrhs	1:12.72	
8.	PROULX, Camille	Csa	1:13.07	
9.	CHAUMONT, Olivia	Csa	1:13.16	
10.	SHULKIN, Sydney	Wic	1:15.13	
11.	CHARBONNEAU, Erika	Wic	1:16.09	
12.	VACANTE, Maya	Jrhs	1:17.56	
13.	VILLEGAS, Julia Carla	Jp1	1:21.75	
14.	HADDAD-CAMERON, Morgane	Villa	1:25.65	
15.	PYE, Laura	Bhs	1:25.78	
16.	YERSH, Kailee	Wwhs	1:26.19	
17.	BATTISTA, Calista	Vmc	1:27.12	
18.	MERSEREAU, Chloe	Villa	1:27.22	
19.	ALBRIGHT, Susanna	Traf	1:28.80	
20.	ROGERS, Ashley	Wwhs	1:29.59	
21.	MCCORMACK, Erin	Wwhs	1:32.38	

[<< TOP >>](#)

Event 2 Boys, 100m Freestyle 11 - 13 years
 19/02/2014 Results

Rank		Time	50m	100m
------	--	------	-----	------

1. SAPLYWYJ, Adrian	Rivhs	58.66
2. TAYLOR, Kobe	Jrhs	1:00.78
3. MCCRACKEN, Nathaniel	Wwhs	1:04.00
4. SMITH, Jonah	Loy	1:04.28
5. BOUDREAU, Kris	Jrhs	1:06.75
6. DEHEM-LEMELIN, Bruno	Csa	1:08.22
7. GHANEM, Mustapha	Rivhs	1:08.97
8. ROY, Jonah	Royal	1:09.53
9. CROCHEHERE, Keith	Pchs	1:10.38
10. CUSSON, Seth	Jrhs	1:13.10
11. DI LULLO, Luca	Loy	1:14.88
12. GAGNON-GRADDON, Patrick	Wwhs	1:16.31
13. LI, Kevin	Wic	1:17.03
14. JENKINS, William	Pchs	1:18.32
15. NICODEMO, Noah	Bhs	1:20.19
16. SHERRY, Devyn	Bhs	1:20.22
17. RIKLEY-KRINDLE, Shane	Wwhs	1:25.25
18. MEYER, Drake	La	1:25.62
19. BODOKH, Yoel	Herzliah High School	1:26.31
20. SELEZNEV, David	Herzliah High School	1:26.56
21. WHEELER, Philip	Loy	1:26.97
22. NUDO, Domenic	Macd	1:27.88
23. ALEXANDER, Kevin	Bhs	1:31.10

[<< TOP >>](#)

Event 3
19/02/2014

Girls, 100m Freestyle

14 - 15 years
Results

Rank		Time	50m	100m
1. ESPOSITO, Vanessa	Traf	1:01.50		
2. HANY TAWFIK, Salma	Cpi	1:02.28		
3. DI MARZIO, Gabriella	Lmac	1:07.43		
4. LI, Sarah	Wic	1:07.84		
5. VAN NOORD, Nikki	Csa	1:08.28		
6. STRICKLAND, Lily	Villa	1:10.50		
7. SHEA, Madison	Bhs	1:11.32		
8. WILDENMANN, Grace	Bhs	1:12.47		
9. MERCIER, Emma	Traf	1:14.21		
10. FRAGASSO, Sandrine	Csa	1:16.60		
11. CRONIN-GOLOUMB, Olivia	Whs	1:20.56		
12. VALENTE, Chiara	Lbp	1:29.25		

[<< TOP >>](#)

Event 4
19/02/2014

Boys, 100m Freestyle

14 - 15 years
Results

Rank		Time	50m	100m
1. RIZZUTO, Jacob	Royal	1:00.50		
2. PECZKO, Philippe	Wic	1:01.94		
3. CARRIER, Marc Antoine	Csa	1:02.40		
4. HIRSCHBACH, Evan	Loy	1:02.61		
5. NASCIMENTO, Felipe	Whs	1:02.69		
6. DABAYEH, Omar	Wic	1:03.22		
7. ODGER, Ethan	Pchs	1:04.53		
8. GHANEM, Charles	Wic	1:04.94		
9. ELMAN, James	Royal	1:06.00		
10. CAMERON, Mitchell	Pchs	1:06.22		

11. KOU, Gabriel	Stg	1:07.10
12. BISHOP, Jeremy	Pchs	1:08.00
13. MCAULIFFE, Frederick	Loy	1:09.25
14. ZACK, Jordan	Lphs	1:09.68
15. STUART, Daniel	Wwhs	1:13.56
16. SAMJA, Sahil	La	1:19.25
17. BEHR, Matthew	Selw	1:21.79
18. NEESON, Eric	Lphs	1:23.38

[<< TOP >>](#)

Event 5 Women, 100m Freestyle 16 - 18 years
19/02/2014 Results

Rank		Time	50m	100m
1. PAQUIN, Nathalie	Lphs	1:01.28		
2. OBRAND, Alexandrine	Lcc	1:02.16		
3. LACROIX-MOREAU, Noemie	Csa	1:03.00		
4. SPAGNUOLO, Sierra	Villa	1:06.61		
5. CUMMINGS, Tantis	Pchs	1:11.63		
6. DI MARZIO, Sabrina	Vmc	1:17.31		
7. CRAFT, Lauren	Herzliah High School	1:21.78		

[<< TOP >>](#)

Event 6 Boys, 100m Freestyle 16 - 18 years
19/02/2014 Results

Rank		Time	50m	100m
1. HARTAL, David	Herzliah High School	55.15		
2. BENRIMON, Solomon	Bial	58.55		
3. TURRIN, Justin	Pchs	58.60		
4. GROUT, Daniel	Jrhs	58.94		
5. NASCIMENTO, Thiago	Whs	1:02.75		
6. CHOLMSKY, Luke	Pchs	1:03.94		
7. LAFLEUR, Joshua	Jrhs	1:06.25		
8. CARSON, Dylan	Loy	1:06.40		
9. KANE, James	Macd	1:11.31		
10. LUM, Anthony	Bhs	1:19.59		

[<< TOP >>](#)

Event 7 Girls, 50m Fly 11 - 13 years
19/02/2014 Results

Rank		Time
1. SCHWEERS, Kyra	Csa	31.97
2. MORINVILLE, Kiara	Csa	32.78
3. QUIGLEY, Kristen	Wic	32.81
4. PULLMAN, MacKenzie	La	35.06
5. NELLIS, Morgan	Ecs	35.28
6. BONNS, Miranda	Pchs	35.66
7. KATCHAN, Lauren	Rivhs	35.94
8. TISEO, Victoria	Pchs	36.53
9. FORAND, Chloe	Bhs	36.85
10. CHAUMONT, Olivia	Csa	38.13
11. CROSSLEY, Irene	Wwhs	39.22
12. EICKEMEYER, Anja	Bhs	39.62

13. GREENOUGH, Ashley	Wwhs	40.81
14. SANTAGUIDA, Guinevere	Shsm	41.51
15. SPANIE-LEVASSEUR, Ashely	La	43.72
16. SOLOMON, Cassandra	La	47.28

[<< TOP >>](#)

Event 8 Boys, 50m Fly 11 - 13 years
19/02/2014 Results

Rank		Time
1.	SAPLYWYJ, Adrian Rivhs	29.59
2.	MCCRACKEN, Nathaniel Wwhs	30.44
3.	ST ONGE, Jean Felix Kuper	33.43
4.	DEHEM-LEMELIN, Bruno Csa	34.34
5.	BRAWLEY, Mathieu Loy	35.88
6.	ROY, Jonah Royal	36.28
7.	DI LULLO, Luca Loy	37.28
8.	CUSSON, Seth Jrhs	38.54
9.	ELFASSY, Benjamin Royal	38.84
10.	HEBRARD-YAMAMOTO, Dylan Bhs	40.00
11.	NICODEMO, Noah Bhs	40.90

[<< TOP >>](#)

Event 9 Girls, 50m Fly 14 - 15 years
19/02/2014 Results

Rank		Time
1.	ESPOSITO, Vanessa Traf	31.00
2.	SCOTT, Ashleigh Qaa	31.44
3.	LLANO, Madison Lcc	31.56
4.	GUALTIERI, Victoria La	32.47
5.	GHANEM, Nadia Jrhs	33.25
6.	VAN NOORD, Nikki Csa	33.31
7.	OSBORNE, Kiley Bhs	34.85
8.	CRABB PHAM, Charnay Rivhs	35.03
9.	CROSSLEY, Shannon Wwhs	36.97
10.	GOLDSBROUGH, Lauren Qaa	37.60
11.	MICHELIN, Danielle Traf	41.63

[<< TOP >>](#)

Event 10 Boys, 50m Fly 14 - 15 years
19/02/2014 Results

Rank		Time
1.	GOIN, Adrian Loy	24.94
2.	GOIN, Emil Jrhs	25.72
3.	PASQUALE, Matthew La	28.35
4.	KEVLAR, Orion Lbp	29.47
5.	CARRIER, Marc Antoine Csa	30.81
6.	LOPEZ, Jacob Royal	31.06
7.	NASCIMENTO, Felipe Whs	31.41
8.	STACK, Logan Royal	32.53
9.	NOWAKOWSKI, Alex Loy	33.03
10.	PECZKO, Philippe Wic	33.59
11.	CAMERON, Mitchell Pchs	33.91

12. JANNA, Josh	Kuper	34.53
13. GERMAIN, Ryan	Pchs	35.59
14. BISHOP, Jeremy	Pchs	35.63
15. LUM, Spencer	Bhs	37.78
16. WAKELY, Brandon	Royal	38.69
17. SELLAM, Ron	Herzliah High School	41.03

[<< TOP >>](#)

Event 11 Women, 50m Fly 16 - 18 years
19/02/2014 Results

Rank		Time
1.	PAQUIN, Nathalie Lphs	30.13
2.	HOJABRI, Carmen Csa	31.41
3.	SPAGNUOLO, Sierra Villa	32.72
4.	LACROIX-MOREAU, Noemie Csa	32.75
5.	JEANSON, Caroline Shsm	33.19
6.	JENSEN, Patricia Jrhs	33.66
7.	BOURDEAU - LEVESQUE, Beatrice Royal	35.44
8.	WOOD, Claire Jrhs	36.43
9.	DIMOCK, Tatjana Lcc	36.97
10.	MENARD, Chantal Pchs	40.72
11.	SUTTON, Rebecca Pchs	43.78
12.	CRAFT, Lauren Herzliah High School	46.40

[<< TOP >>](#)

Event 12 Boys, 50m Fly 16 - 18 years
19/02/2014 Results

Rank		Time
1.	BENRIMON, Solomon Bial	27.88
2.	HARTAL, David Herzliah High School	28.09
3.	GROUT, Daniel Jrhs	29.09
4.	NASCIMENTO, Thiago Whs	30.10
5.	TURRIN, Justin Pchs	30.93
6.	CARSON, Dylan Loy	32.68
7.	ADAMO, Gabriel Lbp	33.97
8.	CHOLMSKY, Luke Pchs	34.50

[<< TOP >>](#)

Event 13 Girls, 50m Freestyle 11 - 13 years
19/02/2014 Results

Rank		Time
1.	CARMICHAEL, Darya Qaa	29.90
2.	THEORET, Karina Csa	31.79
3.	RAMPERSAD, Elizabeth Royal	31.81
4.	GERGOVICH, Abigail Qaa	31.82
5.	KATCHAN, Lauren Rivhs	32.25
6.	PROULX, Camille Csa	32.28
	PULLMAN, MacKenzie La	32.28
8.	WRIGHT, Emma Ecs	32.39
9.	TISEO, Victoria Pchs	32.65
10.	ROZON, Sydney Bhs	33.03
11.	CAMERON, Justine Jrhs	33.12

12. LANDAVERDE, Elena	Vmc	33.25
13. MARTIN, Kayla	Csa	34.50
14. CHARBONNEAU, Erika	Wic	34.69
15. SHULKIN, Sydney	Wic	34.75
16. SUTHERLAND, Kelly	Pchs	34.97
17. FORAND, Chloe	Bhs	35.12
18. LATREILLE, Melanie	Kuper	35.28
19. MERSEREAU, Chloe	Villa	36.22
20. VILLEGAS, Julia Carla	Jp1	36.37
21. SANTAGUIDA, Guinevere	Shsm	36.72
22. MARTINEAU-SEGUIN, Juliette	Wwhs	37.20
23. PYE, Laura	Bhs	37.37
24. TERRASI-BRISEBOIS, Alexandra	Royal	37.47
MCCORMACK, Erin	Wwhs	37.47
26. HONG, Megan	Lphs	37.50
27. BRODEUR, Jessica	Shsm	37.53
28. GAJDOS-FARLEY, Angela	Wwhs	38.18
29. ALBRIGHT, Susanna	Traf	38.53
30. MCLEOD, Elizabeth	Royal	39.50
31. LINDER, Carley	Wic	40.84

[<< TOP >>](#)

Event 14
19/02/2014

Boys, 50m Freestyle

11 - 13 years
Results

Rank		Time
1.	MCRAE, Robert	Csa 26.75
2.	TAYLOR, Kobe	Jrhs 27.25
3.	BOUCHARD, Cody	Bhs 28.72
4.	BOUDREAU, Kris	Jrhs 29.63
5.	ST ONGE, Jean Felix	Kuper 29.73
6.	SIMPSON, Neil	Loy 29.82
7.	DEHEM-LEMELIN, Bruno	Csa 30.53
8.	GHANEM, Mustapha	Rivhs 31.41
9.	LI, Kevin	Wic 31.46
10.	CAMERON, Bradley	Pchs 32.00
11.	PULIGANDIA, Evan	Royal 32.03
12.	ROY, Jonah	Royal 32.96
13.	FILKIN, Ryan	Wwhs 33.57
14.	TAKACSY, Nicholas	Loy 33.84
15.	RIKLEY-KRINDLE, Shane	Wwhs 33.97
16.	ZWIRZ, Andrew	Bhs 35.53
17.	BODOKH, Yoel	Herzliah High School 36.56
18.	SELEZNEV, David	Herzliah High School 36.59
19.	BRAULT, William	Lphs 36.81
20.	BUDDLE, Evan	Wwhs 36.94
21.	BARSALOU, Gregory	Pchs 36.96
22.	MENDEL, Ryan	Stg 37.21
23.	ARSENAULT, Alex	Jrhs 37.85

[<< TOP >>](#)

Event 15
19/02/2014

Girls, 50m Freestyle

14 - 15 years
Results

Rank		Time
1.	HANY TAWFIK, Salma	Cpi 29.04
2.	NELLIS, Brianna	Ecs 29.16

3. DOWNEY, Katelyn	Traf	29.44
4. SCOTT, Ashleigh	Qaa	29.59
5. LLANO, Madison	Lcc	29.85
6. BERARD, Marie-Genevieve	Jrhs	30.19
7. GUALTIERI, Victoria	La	30.34
8. CAMPBELL, Florence	Bhs	30.66
9. OBRAND, Alyssa	Lcc	30.85
10. DI MARZIO, Gabriella	Lmac	31.37
11. LI, Sarah	Wic	31.42
12. KATIGBAK, Kelly	Bhs	31.75
13. MURPHY-FURZE, Emma	Jrhs	31.97
14. STRICKLAND, Lily	Villa	32.00
15. MCKEE, Meghan	Kuper	32.03
16. WILDENMANN, Grace	Bhs	32.44
17. FRAGASSO, Sandrine	Csa	32.59
18. ST PIERRE, Scarlett	Whs	32.65
19. PLAMONDON, Samantha	Lphs	32.87
CROSSLEY, Shannon	Wwhs	32.87
21. LEROUX, Savannah	Macd	34.13
22. CREVIER, Elizabeth	Macd	37.03
23. GREENOUGH, Kayla	Wwhs	37.28
24. SWEETMAN-HAMMOND, Clara	Lphs	37.38
25. VALENTE, Chiara	Lbp	37.46
26. DELGESSO, Laura	Wwhs	38.03

[<< TOP >>](#)

Event 16
19/02/2014

Boys, 50m Freestyle

14 - 15 years
Results

Rank		Time
1.	GOIN, Emil	Jrhs 24.94
2.	PASQUALE, Matthew	La 26.94
3.	LOPEZ, Jacob	Royal 27.75
4.	RIZZUTO, Jacob	Royal 27.79
5.	CARRIER, Marc Antoine	Csa 28.00
6.	COFFIN, Charles	Loy 28.38
7.	NOWAKOWSKI, Alex	Loy 28.68
8.	ODGER, Ethan	Pchs 28.69
9.	GHANEM, Charles	Wic 29.25
10.	ELMAN, James	Royal 29.31
11.	JONES, Vlasislav	Selw 29.41
12.	ZACK, Jordan	Lphs 29.60
13.	NASCIMENTO, Felipe	Whs 29.65
14.	GROISMAN, Benjamin	Herzliah High School 30.03
15.	KOU, Gabriel	Stg 30.75
16.	STUART, Daniel	Wwhs 31.34
17.	LIPKE, Nathaniel	Rivhs 31.82
18.	RIKLEY-KRINDLE, Austin	Wwhs 31.88
19.	JANNA, Josh	Kuper 31.97
20.	MCLAUGHLIN, Shane	Pchs 32.03
21.	SELLAM, Ron	Herzliah High School 33.19
22.	AIRD, Daniel	Wwhs 33.31
23.	CRISTIANO, Franco	Selw 33.52
24.	LUM, Spencer	Bhs 34.82
25.	NEESON, Eric	Lphs 34.84

[<< TOP >>](#)

Event 17

Women, 50m Freestyle

16 - 18 years

Rank		Time
1.	DAIGNEAULT, Valerie Kuper	27.72
2.	PAQUIN, Nathalie Lphs	28.00
3.	OBRAND, Alexandrine Lcc	28.85
4.	DIVITA, Caroline Qaa	28.94
5.	JEANSON, Caroline Shsm	30.47
6.	HOJABRI, Carmen Csa	30.71
7.	HAMILTON, Emily Jrhs	30.81
8.	WILLIAMS, Carole-Anne Royal	32.03
9.	VOLPATO, Karina Lbp	32.19
10.	DI MARZIO, Sabrina Vmc	32.90
11.	MILLER, Caitlin Qaa	34.31
12.	SOUSSANE, Charlotte Wwhs	34.91
13.	TISEO, Alyssia Pchs	35.38
14.	D'ALIESIO, Milena Pchs	35.72
15.	SCHOMINGH, Emily Villa	36.06

[<< TOP >>](#)

Event 18 Boys, 50m Freestyle 16 - 18 years
19/02/2014 Results

Rank		Time
1.	NASCIMENTO, Thiago Whs	27.31
2.	LAFLEUR, Joshua Jrhs	27.72
3.	CHOLMSKY, Luke Pchs	28.82
4.	CONNOLLY, Jacob Pchs	29.29
5.	BERARD, Sebastien Rivhs	30.41
6.	CARSON, Dylan Loy	30.72
7.	PODWALSKI, Kyle Rivhs	31.35
8.	DA CHAO, Luca Royal	31.44
9.	SISTI, Marco La	31.69
10.	PEDERIVA, Alex Lbp	33.50
11.	THICKE, Kyran Whs	34.97
12.	LUM, Anthony Bhs	35.03

[<< TOP >>](#)

Event 19 Girls, 4 x 50m Medley 11 - 13 years
19/02/2014 Results

Rank		Time
1.	Bhs 1 Bhs	2:31.34
2.	Pchs 1 Pchs	2:33.65
3.	Csa 1 Csa	2:37.07
4.	Royal 1 Royal	2:41.23
DSQ	Qaa 1 Qaa	
DSQ	Shsm 1 Shsm	

[<< TOP >>](#)

Event 20 Boys, 4 x 50m Medley 11 - 13 years
19/02/2014 Results

Rank		Time
1.	Loy 1 Loy	2:24.22

2. Royal 1
DSQ Bhs 1
DSQ Pchs 1

Royal
Bhs
Pchs

2:41.31

[<< TOP >>](#)

Event 21
19/02/2014

Girls, 4 x 50m Medley

14 - 15 years
Results

Rank
1. Bhs 1
2. Jrhs 1
3. Qaa 1
DSQ Macd 1

Bhs
Jrhs
Qaa
Macd

Time
2:24.62
2:26.25
2:36.94

[<< TOP >>](#)

Event 22
19/02/2014

Boys, 4 x 50m Medley

14 - 15 years
Results

Rank
1. Royal 1
2. Loy 1
3. Wic 1
4. Pchs 1
5. Macd 1

Royal
Loy
Wic
Pchs
Macd

Time
2:07.63
2:09.75
2:17.31
2:23.56
3:16.64

[<< TOP >>](#)

Event 23
19/02/2014

Women, 4 x 50m Medley

16 - 18 years
Results

Rank
1. Qaa 1
2. Pchs 1

Qaa
Pchs

Time
2:27.72
2:47.60

[<< TOP >>](#)

Event 24
19/02/2014

Boys, 4 x 50m Medley

16 - 18 years
Results

Rank
1. Whs 1
2. Lbp 1
DSQ Royal 1

Whs
Lbp
Royal

Time
2:19.56
2:25.22

[<< TOP >>](#)

Event 25
19/02/2014

Girls, 100m Medley

11 - 13 years
Results

Rank
1. QUIGLEY, Kristen
2. MORELI, Tess
3. STRICKLAND, Margot
4. LANDAVERDE, Elena
5. BISHOP, Zoe

Wic
Bhs
Bhs
Vmc
Pchs

Time
1:15.38
1:18.97
1:19.21
1:22.56
1:23.65

50m 100m

6. VELENO, Sara	Pchs	1:25.81
7. SUTHERLAND, Kelly	Pchs	1:28.00
8. MARTIN, Kayla	Csa	1:28.18
9. CROSSLEY, Irene	Wwhs	1:29.75
10. BEAUDOIN, Charlotte A	Csa	1:30.06
11. LATREILLE, Melanie	Kuper	1:30.94
12. BERNARD, Olivia	Bhs	1:31.91
13. SANTAGUIDA, Guinevere	Shsm	1:34.41
14. FANNING, Olivia	Royal	1:36.66
15. GREENOUGH, Ashley	Wwhs	1:37.22
16. MCLEOD, Elizabeth	Royal	1:37.65
17. SPANIE-LEVASSEUR, Ashely	La	1:38.94
18. BRODEUR, Jessica	Shsm	1:39.53
19. HADDAD-CAMERON, Morgane	Villa	1:41.15
20. MONTPETIT, Catherine	Jrhs	1:41.50
21. SPARKES, Charlotte	Jrhs	1:41.65
22. ROGERS, Ashley	Wwhs	1:41.66
23. SCOTT, Jessica	Qaa	1:43.47
DSQ CASAROTTO, Chloe	Qaa	

[<< TOP >>](#)

Event 26
19/02/2014

Boys, 100m Medley

11 - 13 years
Results

Rank		Time	50m	100m
1.	MCRAE, Robert	Csa	1:07.84	
2.	BOUCHARD, Cody	Bhs	1:13.36	
3.	SIMPSON, Neil	Loy	1:13.56	
4.	MCCRACKEN, Nathaniel	Wwhs	1:15.13	
5.	ST ONGE, Jean Felix	Kuper	1:16.03	
6.	BOUDREAU, Kris	Jrhs	1:18.41	
7.	SMITH, Jonah	Loy	1:18.44	
8.	BRAWLEY, Mathieu	Loy	1:21.97	
9.	CROCHEHERE, Keith	Pchs	1:23.34	
10.	CUSSON, Seth	Jrhs	1:23.59	
11.	GAGNON-GRADDON, Patrick	Wwhs	1:27.69	
12.	ELFASSY, Benjamin	Royal	1:28.87	
13.	CHEUNG, Ben	Royal	1:31.87	
14.	ZWIRZ, Andrew	Bhs	1:34.22	
15.	SINGER, Noah	Whs	1:41.78	
16.	FILKIN, Ryan	Wwhs	1:42.06	
DSQ	PRESSER, Jonah	Bial		

[<< TOP >>](#)

Event 27
19/02/2014

Girls, 100m Medley

14 - 15 years
Results

Rank		Time	50m	100m
1.	NELLIS, Brianna	Ecs	1:13.63	
2.	HANY TAWFIK, Salma	Cpi	1:14.50	
3.	BERARD, Marie-Genevieve	Jrhs	1:14.53	
4.	GHANEM, Nadia	Jrhs	1:14.82	
5.	CRABB PHAM, Charnay	Rivhs	1:19.78	
6.	GUALTIERI, Victoria	La	1:20.69	
7.	OSBORNE, Kiley	Bhs	1:21.12	
8.	MCKEE, Meghan	Kuper	1:22.44	
9.	OBRAND, Alyssa	Lcc	1:22.81	

10. MERCIER, Emma	Traf	1:23.00
11. ST PIERRE, Scarlett	Whs	1:23.53
12. MURPHY-FURZE, Emma	Jrhs	1:25.60
13. CROSSLEY, Shannon	Wwhs	1:27.88
14. MICHELIN, Danielle	Traf	1:33.84
15. DELGESSO, Laura	Wwhs	1:34.69
DSQ GIRARD, Emilie	Whs	

[<< TOP >>](#)

Event 28 Boys, 100m Medley 14 - 15 years
19/02/2014 Results

Rank		Time	50m	100m
1.	GOIN, Adrian	Loy		1:01.47
2.	GOIN, Emil	Jrhs		1:01.72
3.	PASQUALE, Matthew	La		1:09.72
4.	HIRSCHBACH, Evan	Loy		1:10.03
5.	SEGUIN, Tyler	Royal		1:10.68
6.	KEVLAR, Orion	Lbp		1:10.90
7.	COFFIN, Charles	Loy		1:11.29
8.	LEBRUN, Benjamin	Csa		1:14.09
9.	CAMERON, Mitchell	Pchs		1:15.60
10.	SUI, Hai Yu	Kuper		1:16.50
11.	DABAYEH, Omar	Wic		1:16.85
12.	JONES, Vlasislav	Selw		1:17.07
13.	STACK, Logan	Royal		1:17.28
14.	KOU, Gabriel	Stg		1:20.03
15.	JANNA, Josh	Kuper		1:21.31
16.	RIKLEY-KRINDLE, Austin	Wwhs		1:28.32
17.	STUART, Daniel	Wwhs		1:29.07
18.	SAMJA, Sahil	La		1:35.53

[<< TOP >>](#)

Event 29 Women, 100m Medley 16 - 18 years
19/02/2014 Results

Rank		Time	50m	100m
1.	DAIGNEAULT, Valerie	Kuper		1:10.45
2.	SPAGNUOLO, Sierra	Villa		1:15.32
3.	JEANSON, Caroline	Shsm		1:16.81
4.	JENSEN, Patricia	Jrhs		1:18.43
5.	HAMILTON, Emily	Jrhs		1:23.19
6.	DIMOCK, Tatjana	Lcc		1:23.28
7.	SOUSSANE, Charlotte	Wwhs		1:31.81
8.	TISEO, Alyssia	Pchs		1:32.28

[<< TOP >>](#)

Event 30 Boys, 100m Medley 16 - 18 years
19/02/2014 Results

Rank		Time	50m	100m
1.	TURRIN, Justin	Pchs		1:08.50
2.	GROUT, Daniel	Jrhs		1:08.94
3.	SOLTANI, Amin	Whs		1:13.22
4.	SISTI, Marco	La		1:28.75

[<< TOP >>](#)Event 31
19/02/2014

Girls, 50m Backstroke

11 - 13 years
Results

Rank			Time
1.	QUIGLEY, Kristen	Wic	35.40
2.	SCHWEERS, Kyra	Csa	35.81
3.	KATCHAN, Lauren	Rivhs	36.19
4.	CARMICHAEL, Darya	Qaa	36.53
5.	CAMERON, Justine	Jrhs	37.09
6.	GERGOVICH, Abigail	Qaa	37.25
7.	STRICKLAND, Margot	Bhs	39.57
8.	THEORET, Karina	Csa	39.66
9.	CROSSLEY, Irene	Wwhs	39.81
10.	PROULX, Camille	Csa	40.17
11.	VELENO, Sara	Pchs	40.59
12.	SHULKIN, Sydney	Wic	40.66
13.	VILLEGAS, Julia Carla	Jp1	40.88
14.	WRIGHT, Emma	Ecs	41.00
15.	ROWE, Sophie	Qaa	41.50
16.	TISEO, Victoria	Pchs	42.31
17.	FANNING, Olivia	Royal	43.22
18.	EICKEMEYER, Anja	Bhs	43.41
19.	SOLOMON, Cassandra	La	43.53
20.	BERNARD, Olivia	Bhs	44.69
21.	SPARKES, Charlotte	Jrhs	45.56
22.	MERSEREAU, Chloe	Villa	45.88
23.	LITTLE-LEVESQUE, Dominique	Shsm	45.96
24.	ALBRIGHT, Susanna	Traf	46.11
25.	BRODEUR, Jessica	Shsm	47.84
26.	TAYLOR, Anna-Lisa	Wwhs	48.37

[<< TOP >>](#)Event 32
19/02/2014

Boys, 50m Backstroke

11 - 13 years
Results

Rank			Time
1.	SAPLYWYJ, Adrian	Rivhs	29.81
2.	MCRAE, Robert	Csa	31.88
3.	TAYLOR, Kobe	Jrhs	32.25
4.	SMITH, Jonah	Loy	34.00
5.	TAKACSY, Nicholas	Loy	36.31
6.	PULIGANDIA, Evan	Royal	37.94
7.	DI LULLO, Luca	Loy	39.78
8.	GAGNON-GRADDON, Patrick	Wwhs	40.28
9.	HEBRARD-YAMAMOTO, Dylan	Bhs	42.16
10.	RIKLEY-KRINDLE, Shane	Wwhs	43.50
11.	HARTLOPER, Ryan	Bhs	44.87
12.	LLOYD, James	Macd	54.69
DSQ	BODOKH, Yoel	Herzliah High School	

[<< TOP >>](#)Event 33
19/02/2014

Girls, 50m Backstroke

14 - 15 years
Results

Rank		Time
1.	GHANEM, Nadia Jrhs	33.87
2.	NELLIS, Brianna Ecs	34.56
3.	DI MARZIO, Gabriella Lmac	34.72
4.	LLANO, Madison Lcc	35.47
5.	DOWNEY, Katelyn Traf	36.09
6.	KATIGBAK, Kelly Bhs	36.59
7.	MCKEE, Meghan Kuper	37.38
8.	LI, Sarah Wic	38.03
9.	MURPHY-FURZE, Emma Jrhs	38.47
10.	STRICKLAND, Lily Villa	38.87
11.	MERCIER, Emma Traf	38.94
12.	CRONIN-GOLOUMB, Olivia Whs	42.84
13.	GIRARD, Emilie Whs	46.34
14.	FRAGASSO, Sandrine Csa	51.47

[<< TOP >>](#)

Event 34 Boys, 50m Backstroke 14 - 15 years
19/02/2014 Results

Rank		Time
1.	GOIN, Adrian Loy	29.32
2.	KEVLAR, Orion Lbp	32.19
3.	STACK, Logan Royal	32.40
4.	HIRSCHBACH, Evan Loy	32.73
5.	PECZKO, Philippe Wic	34.40
6.	LEBRUN, Benjamin Csa	35.06
7.	JONES, Vlasislav Selw	35.09
8.	ZACK, Jordan Lphs	36.22
9.	GROISMAN, Benjamin Herzliah High School	39.15
10.	MCLAUGHLIN, Shane Pchs	41.16
11.	RIKLEY-KRINDLE, Austin Wwhs	41.65
12.	SELLAM, Ron Herzliah High School	42.00
DSQ	SUI, Hai Yu Kuper	

[<< TOP >>](#)

Event 35 Women, 50m Backstroke 16 - 18 years
19/02/2014 Results

Rank		Time
1.	DAIGNEAULT, Valerie Kuper	32.75
2.	DIVITA, Caroline Qaa	34.66
3.	HAMILTON, Emily Jrhs	36.06
4.	JENSEN, Patricia Jrhs	36.31
5.	HOJABRI, Carmen Csa	37.78
6.	WILLIAMS, Carole-Anne Royal	38.63
7.	DIMOCK, Tatjana Lcc	39.47
8.	VOLPATO, Karina Lbp	39.53
9.	WOOD, Claire Jrhs	40.09
10.	SCHOMINGH, Emily Villa	41.41
DSQ	KLEIN, Catyra Pchs	

[<< TOP >>](#)

Event 36 Boys, 50m Backstroke 16 - 18 years
19/02/2014 Results

Rank		Time
1.	HARTAL, David Herzliah High School	31.71
2.	SOLTANI, Amin Whs	36.12
3.	ADAMO, Gabriel Lbp	37.50

[<< TOP >>](#)

Event 37 Girls, 50m Breaststroke 11 - 13 years
19/02/2014 Results

Rank		Time
1.	DOLLINGER, Jennifer Csa	36.97
2.	MORINVILLE, Kiara Csa	37.19
3.	SCHWEERS, Kyra Csa	37.81
4.	MORELI, Tess Bhs	39.78
5.	NELLIS, Morgan Ecs	40.97
6.	TERRASI-BRISEBOIS, Alexandra Royal	42.59
7.	PULLMAN, MacKenzie La	44.53
8.	BISHOP, Zoe Pchs	44.88
9.	LANDAVERDE, Elena Vmc	45.03
10.	BATTISTA, Calista Vmc	45.68
11.	SUTHERLAND, Kelly Pchs	45.69
12.	VELENO, Sara Pchs	46.59
13.	LATREILLE, Melanie Kuper	47.75
14.	VRENTAS, Julia Villa	47.82
15.	WRIGHT, Emma Ecs	48.10
16.	PYE, Laura Bhs	48.63
17.	CLARKE, Mia Qaa	48.90
18.	CHARBONNEAU, Erika Wic	49.16
19.	MARTINEAU-SEGUIN, Juliette Wwhs	49.62
20.	SCOTT, Jessica Qaa	49.69
21.	LEROUX, Zenith Macd	50.03
22.	HADDAD-CAMERON, Morgane Villa	50.69
	YERSH, Kailee Wwhs	50.69
24.	MCCORMACK, Erin Wwhs	50.83
25.	POTTER, Katherine Lcc	51.15
26.	SPANIE-LEVASSEUR, Ashely La	51.43
27.	CASAROTTO, Chloe Qaa	53.15
DSQ	SEBASTIEN, Heidi Villa	

[<< TOP >>](#)

Event 38 Boys, 50m Breaststroke 11 - 13 years
19/02/2014 Results

Rank		Time
1.	BOUCHARD, Cody Bhs	36.97
2.	SIMPSON, Neil Loy	37.37
3.	LI, Kevin Wic	40.51
4.	CAMERON, Bradley Pchs	40.72
5.	BRAWLEY, Mathieu Loy	41.15
6.	GHANEM, Mustapha Rivhs	44.78
7.	ELFASSY, Benjamin Royal	45.43
8.	BRAULT, William Lphs	45.69
9.	BUDDLE, Evan Wwhs	45.75
10.	JENKINS, William Pchs	45.94
11.	ARTMAN-SHERREN, Thomas Royal	46.09
12.	CROCHEHERE, Keith Pchs	46.47

13. CHEUNG, Ben	Royal	46.72
14. NOWAKOWSKI, Adam	Loy	47.06
15. BRAZIL, Emanuel	Stg	47.19
16. SINGER, Noah	Whs	48.75
17. PRESSER, Jonah	Bial	49.50
18. GANONG, Lucas	Lphs	49.78
19. HARTLOPER, Ryan	Bhs	50.22

[<< TOP >>](#)

Event 39 Girls, 50m Breaststroke 14 - 15 years
19/02/2014 Results

Rank		Time
1.	ESPOSITO, Vanessa Traf	38.25
2.	CRABB PHAM, Charnay Rivhs	40.43
3.	VAN NOORD, Nikki Csa	40.87
4.	DOWNEY, Katelyn Traf	41.91
5.	OSBORNE, Kiley Bhs	41.98
6.	ST PIERRE, Scarlett Whs	42.68
7.	PLAMONDON, Samantha Lphs	42.93
8.	OBRAND, Alyssa Lcc	43.03
9.	MICHELIN, Danielle Traf	46.81
10.	CRONIN-GOLOUMB, Olivia Whs	47.97
11.	VALENTE, Chiara Lbp	49.86

[<< TOP >>](#)

Event 40 Boys, 50m Breaststroke 14 - 15 years
19/02/2014 Results

Rank		Time
1.	GROISMAN, Benjamin Herzlih High School	34.78
2.	SEGUIN, Tyler Royal	36.53
3.	MCAULIFFE, Frederick Loy	37.84
4.	LEBRUN, Benjamin Csa	38.53
5.	LIPKE, Nathaniel Rivhs	38.72
6.	MCLAUGHLIN, Shane Pchs	40.44
7.	AIRD, Daniel Wwhs	40.75
8.	JENKINS, Jeremy Pchs	42.22
9.	SUI, Hai Yu Kuper	42.78
10.	TAYLOR, Max Royal	45.13
DSQ	LUM, Spencer Bhs	

[<< TOP >>](#)

Event 41 Women, 50m Breaststroke 16 - 18 years
19/02/2014 Results

Rank		Time
1.	BERGERON-MIRON, Camille Csa	37.00
2.	OBRAND, Alexandrine Lcc	37.91
3.	VOLPATO, Karina Lbp	40.34
4.	LACROIX-MOREAU, Noemie Csa	40.50
5.	BOURDEAU - LEVESQUE, Beatrice Royal	40.81
6.	CUMMINGS, Tantis Pchs	41.57
7.	MILLER, Caitlin Qaa	43.85
8.	GIROUX, Melanie Csa	44.10

9. TISEO, Alyssia

Pchs

46.15

[<< TOP >>](#)

Event 42
19/02/2014

Boys, 50m Breaststroke

16 - 18 years
Results

Rank		Time
1.	SOLTANI, Amin	Whs 34.44
2.	BENRIMON, Solomon	Bial 34.63
3.	BERARD, Sebastien	Rivhs 38.35
4.	ADAMO, Gabriel	Lbp 38.44
5.	CONNOLLY, Jacob	Pchs 39.94
6.	PODWALSKI, Kyle	Rivhs 41.78

[<< TOP >>](#)

Event 43
19/02/2014

Girls, 4 x 50m Freestyle

11 - 13 years
Results

Rank		Time
1.	Csa 1	Csa 2:03.85
2.	Pchs 1	Pchs 2:13.50
3.	Bhs 1	Bhs 2:13.62
4.	Wic 1	Wic 2:19.81
5.	Royal 1	Royal 2:27.31
6.	Qaa 1	Qaa 2:28.66
7.	Wwhs 1	Wwhs 2:31.10
8.	Jrhs 1	Jrhs 2:31.66
9.	Villa 1	Villa 2:41.21

[<< TOP >>](#)

Event 44
19/02/2014

Boys, 4 x 50m Freestyle

11 - 13 years
Results

Rank		Time
1.	Jrhs 1	Jrhs 2:08.25
2.	Bhs 1	Bhs 2:12.44
3.	Wwhs 1	Wwhs 2:15.16
4.	Royal 1	Royal 2:16.16
5.	Pchs 1	Pchs 2:18.16
6.	Loy 1	Loy 2:20.47

[<< TOP >>](#)

Event 45
19/02/2014

Girls, 4 x 50m Freestyle

14 - 15 years
Results

Rank		Time
1.	Bhs 1	Bhs 2:04.10
2.	Csa 1	Csa 2:06.55
3.	Traf 1	Traf 2:12.62
4.	Qaa 1	Qaa 2:15.91
5.	Macd 1	Macd 2:37.37

[<< TOP >>](#)

Event 46
19/02/2014

Boys, 4 x 50m Freestyle

14 - 15 years
Results

Rank		Time
1.	Loy 1	1:50.75
2.	Royal 1	1:51.87
3.	Csa 1	1:53.81
4.	Wwhs 1	2:10.53
5.	Pchs 1	2:16.03
6.	Macd 1	2:42.44

[<< TOP >>](#)

Event 47
19/02/2014

Women, 4 x 50m Freestyle

16 - 18 years
Results

Rank		Time
1.	Csa 1	1:59.43
2.	Lcc 1	2:02.37
3.	Jrhs 1	2:06.63
4.	Qaa 1	2:06.72
5.	Royal 1	2:22.63
6.	Pchs 1	2:29.19
7.	Lbp 1	3:16.22

[<< TOP >>](#)

Event 48
19/02/2014

Boys, 4 x 50m Freestyle

16 - 18 years
Results

Rank		Time
1.	Pchs 1	1:50.69
2.	Jrhs 1	1:53.25
DSQ	Royal 1	

GMAA Swimming Championships 2014
Cote-St-Luc, 19/2/2014

GMAA Team Points

All Events

Girls, 11 - 13 years

		Men	Women	All
1.Csa	CSA	-	56.5	56.5
2.Bhs	BHS	-	25	25
3.Wic	WIC	-	21	21
4.Pchs	PCHS	-	18	18
5.Qaa	QAA	-	15	15
6.Royal	ROYAL	-	14	14
7.Ecs	ECS	-	9	9
8.Rivhs	RIVHS	-	6	6
9.La	LA	-	3.5	3.5
10.Vmc	VMC	-	3	3
11.Jrhs	JRHS	-	2	2
12.Wwhs	WWHS	-	-	-
Villa	VILLA	-	-	-
Kuper	KUPER	-	-	-
Jp1	JP1	-	-	-
Shsm	SHSM	-	-	-
Traf	TRAF	-	-	-
Macd	MACD	-	-	-
Lcc	LCC	-	-	-
Lphs	LPHS	-	-	-
Bial	BIAL	-	-	-
Cpi	CPI	-	-	-
Herzliah High School	HZHS	-	-	-
Lbp	LBP	-	-	-
Lmac	LMAC	-	-	-
Loy	LOY	-	-	-
Selw	SELW	-	-	-
Stg	STG	-	-	-
Whs	WHS	-	-	-

Boys, 11 - 13 years

		Men	Women	All
1.Loy	LOY	30	-	30
2.Jrhs	JRHS	27	-	27
3.Csa	CSA	23	-	23
4.Rivhs	RIVHS	22	-	22
5.Bhs	BHS	21	-	21
6.Wwhs	WWHS	16	-	16
7.Royal	ROYAL	10	-	10
8.Kuper	KUPER	8	-	8
9.Pchs	PCHS	5	-	5
10.Wic	WIC	4	-	4
11.Lphs	LPHS	-	-	-
Macd	MACD	-	-	-
Whs	WHS	-	-	-
Stg	STG	-	-	-
Herzliah High School	HZHS	-	-	-
Bial	BIAL	-	-	-
La	LA	-	-	-
Cpi	CPI	-	-	-

Ecs	ECS	-	-	-
Jp1	JP1	-	-	-
Lbp	LBP	-	-	-
Lcc	LCC	-	-	-
Lmac	LMAC	-	-	-
Qaa	QAA	-	-	-
Selw	SELW	-	-	-
Shsm	SHSM	-	-	-
Traf	TRAF	-	-	-
Villa	VILLA	-	-	-
Vmc	VMC	-	-	-

Girls, 14 - 15 years

		Men	Women	All
1.Traf	TRAF	-	34	34
2.Jrhs	JRHS	-	22	22
3.Bhs	BHS	-	17	17
Cpi	CPI	-	17	17
Ecs	ECS	-	17	17
6.Qaa	QAA	-	15	15
7.Csa	CSA	-	12	12
8.Lcc	LCC	-	9	9
9.Lmac	LMAC	-	8	8
10.Rivhs	RIVHS	-	7	7
11.La	LA	-	4	4
12.Wic	WIC	-	3	3
13.Macd	MACD	-	2	2
14.Whs	WHS	-	1	1
Villa	VILLA	-	1	1
16.Kuper	KUPER	-	-	-
Lphs	LPHS	-	-	-
Wwhs	WWHS	-	-	-
Lbp	LBP	-	-	-
Bial	BIAL	-	-	-
Herzliah High School	HZHS	-	-	-
Jp1	JP1	-	-	-
Loy	LOY	-	-	-
Pchs	PCHS	-	-	-
Royal	ROYAL	-	-	-
Selw	SELW	-	-	-
Shsm	SHSM	-	-	-
Stg	STG	-	-	-
Vmc	VMC	-	-	-

Boys, 14 - 15 years

		Men	Women	All
1.Loy	LOY	47	-	47
2.Royal	ROYAL	38	-	38
3.Jrhs	JRHS	17	-	17
4.Csa	CSA	16	-	16
5.La	LA	13	-	13
6.Wic	WIC	12	-	12
7.Lbp	LBP	9	-	9
8.Herzliah High School	HZHS	7	-	7
9.Pchs	PCHS	6	-	6
10.Wwhs	WWHS	3	-	3
Macd	MACD	3	-	3
12.Whs	WHS	2	-	2

Rivhs	RIVHS	2	-	2
14.Selw	SELW	-	-	-
Lphs	LPHS	-	-	-
Kuper	KUPER	-	-	-
Stg	STG	-	-	-
Bhs	BHS	-	-	-
Bial	BIAL	-	-	-
Cpi	CPI	-	-	-
Ecs	ECS	-	-	-
Jp1	JP1	-	-	-
Lcc	LCC	-	-	-
Lmac	LMAC	-	-	-
Qaa	QAA	-	-	-
Shsm	SHSM	-	-	-
Traf	TRAF	-	-	-
Villa	VILLA	-	-	-
Vmc	VMC	-	-	-

Women, 16 - 18 years

		Men	Women	All
1.Csa	CSA	-	32	32
2.Kuper	KUPER	-	21	21
3.Lcc	LCC	-	20	20
4.Lphs	LPHS	-	19	19
5.Qaa	QAA	-	18	18
6.Jrhs	JRHS	-	17	17
7.Villa	VILLA	-	12	12
8.Pchs	PCHS	-	9	9
9.Shsm	SHSM	-	8	8
10.Royal	ROYAL	-	5	5
11.Lbp	LBP	-	4	4
12.Vmc	VMC	-	1	1
13.Herzliah High School	HZHS	-	-	-
Wwhs	WWHS	-	-	-
Bhs	BHS	-	-	-
Bial	BIAL	-	-	-
Cpi	CPI	-	-	-
Ecs	ECS	-	-	-
Jp1	JP1	-	-	-
La	LA	-	-	-
Lmac	LMAC	-	-	-
Loy	LOY	-	-	-
Macd	MACD	-	-	-
Rivhs	RIVHS	-	-	-
Selw	SELW	-	-	-
Stg	STG	-	-	-
Traf	TRAF	-	-	-
Whs	WHS	-	-	-
Wic	WIC	-	-	-

Boys, 16 - 18 years

		Men	Women	All
1.Whs	WHS	35	-	35
2.Pchs	PCHS	30	-	30
3.Jrhs	JRHS	22	-	22
4.Herzliah High School	HZHS	19	-	19
5.Bial	BIAL	17	-	17
6.Lbp	LBP	14	-	14

7.Rivhs	RIVHS	7	-	7
8.La	LA	3	-	3
9.Loy	LOY	2	-	2
10.Royal	ROYAL	-	-	-
Macd	MACD	-	-	-
Bhs	BHS	-	-	-
Cpi	CPI	-	-	-
Csa	CSA	-	-	-
Ecs	ECS	-	-	-
Jp1	JP1	-	-	-
Kuper	KUPER	-	-	-
Lcc	LCC	-	-	-
Lmac	LMAC	-	-	-
Lphs	LPHS	-	-	-
Qaa	QAA	-	-	-
Selw	SELW	-	-	-
Shsm	SHSM	-	-	-
Stg	STG	-	-	-
Traf	TRAF	-	-	-
Villa	VILLA	-	-	-
Vmc	VMC	-	-	-
Wic	WIC	-	-	-
Wwhs	WWHS	-	-	-

G.M.A.A. Curling Final Standings - 2013-1412-Jun-14
11:40:02 AM

School	Games	Win	Loss	Tie	Points
Juvenile "1-A"					
St Thomas High School	12	10	1	1	21
Westwood High School	12	10	1	1	21
Selwyn House School	12	7	4	1	15
Riverdale High School	12	4	8	0	8
Royal West Academy	12	3	7	2	8
Westmount High School	12	3	8	1	7
Centennial Academy	12	1	9	2	4
	36				

GMAA Indoor Track & Field Girls Meet 2014

March 20th, 2014

Claude Robillard

03/20/2014 - 03/20/2014

Meet Results

Ev# 1 GIRLS 11-13 Bantam 60m Da	Ev# 2 GIRLS 11-13 Bantam 200m R	Ev# 3 GIRLS 11-13 Bantam 400m R	Ev# 4 GIRLS 11-13 Bantam 800m R
Ev# 5 GIRLS 11-13 Bantam 1500m	Ev# 6 GIRLS 11-13 Bantam 3000m	Ev# 7 GIRLS 11-13 Bantam 60m Hu	Ev# 8 GIRLS 11-13 Bantam 4x200m
Ev# 9 GIRLS 11-13 Bantam High J	Ev# 10 GIRLS 11-13 Bantam Long J	Ev# 11 GIRLS 11-13 Bantam Triple	Ev# 12 GIRLS 11-13 Bantam Shot P
Ev# 13 GIRLS 14-15 Midget 60m Da	Ev# 14 GIRLS 14-15 Midget 200m R	Ev# 15 GIRLS 14-15 Midget 400m R	Ev# 16 GIRLS 14-15 Midget 800m R
Ev# 17 GIRLS 14-15 Midget 1500m	Ev# 18 GIRLS 14-15 Midget 3000m	Ev# 19 GIRLS 14-15 Midget 60m Hu	Ev# 20 GIRLS 14-15 Midget 4x200m
Ev# 21 GIRLS 14-15 Midget High J	Ev# 22 GIRLS 14-15 Midget Long J	Ev# 23 GIRLS 14-15 Midget Triple	Ev# 24 GIRLS 14-15 Midget Shot P
Ev# 25 GIRLS 16-18 Juvenile 60m	Ev# 26 GIRLS 16-18 Juvenile 200m	Ev# 27 GIRLS 16-18 Juvenile 400m	Ev# 28 GIRLS 16-18 Juvenile 800m
Ev# 29 GIRLS 16-18 Juvenile 1500	Ev# 30 GIRLS 16-18 Juvenile 3000	Ev# 31 GIRLS 16-18 Juvenile 60m	Ev# 32 GIRLS 16-18 Juvenile 4x20
Ev# 33 GIRLS 16-18 Juvenile High	Ev# 34 GIRLS 16-18 Juvenile Long	Ev# 35 GIRLS 16-18 Juvenile Trip	Ev# 36 GIRLS 16-18 Juvenile Shot

[\[Top of Page\]](#) [\[Event List\]](#)

Event 1 GIRLS 11-13 Bantam 60m Dash

FINALS

MARK	NAME		TEAM	
	1	Deondra Green	13	RIVERDALE HS
8.03	2	Jasmine Bethelmy	13	VILLA MARIA HS
8.51	3	Kathleen John	13	BEACONSFIELD HS
8.65	4	N`yah Mcneal Cruickshank	13	LAURENHILL ACADEMY
8.73	5	Emma Levy	13	LOWER CANADA COLLEGE
8.78	6	Kiana Reid	13	PIERREFONDS COMP HS
8.86	7	Mouassene Elo-Ossebi	13	HOWARD S BILLINGS HS
8.97	8	Lauryn Oberman	13	LOWER CANADA COLLEGE
9.10	9	Vivianne Tellier	13	LOWER CANADA COLLEGE
9.12	10	Annie-Pier Leroux	13	WESTWOOD HS
9.17	11	Jade Ranz-Montgrain	13	WESTWOOD HS
9.25	12	Myiah Catwell	13	ROYAL VALE HS
10.11				

PRELIMS

6.46	1	Myiah Catwell	13	ROYAL VALE HS
	Q			
	2	Deondra Green	13	RIVERDALE HS
8.04	Q			
	3	Jasmine Bethelmy	13	VILLA MARIA HS
8.56	Q			
	4	Kathleen John	13	BEACONSFIELD HS
8.67	Q			
	5	Emma Levy	13	LOWER CANADA COLLEGE
8.83	Q			
	6	N`yah Mcneal Cruickshank	13	LAURENHILL ACADEMY
8.89	Q			
	7	Kiana Reid	13	PIERREFONDS COMP HS
8.93	Q			
	8	Mouassene Elo-Ossebi	13	HOWARD S BILLINGS HS
8.96	Q			
	9	Vivianne Tellier	13	LOWER CANADA COLLEGE
8.99	Q			
	10	Lauryn Oberman	13	LOWER CANADA COLLEGE
9.00	Q			
	11	Annie-Pier Leroux	13	WESTWOOD HS
9.04	Q			
	12	Jade Ranz-Montgrain	13	WESTWOOD HS
9.18	Q			
	13	Francesca Caucci	13	VILLA MARIA HS
9.19				
	14	Erin McCormick	13	WESTWOOD HS
9.23				
	15	Kathryn Filiatrault	13	PIERREFONDS COMP HS
9.34				
	16	Olivia Mirijello	13	JOHN PAUL 1 HS
9.41				
	17	Melika White	13	ROYAL VALE HS
9.43				
	18	Selena Hough	13	VILLA MARIA HS
9.44				
	18	Allison Anthony	13	RIVERDALE HS
9.44				
	18	Alyssa Mastine	13	WESTWOOD HS
9.44				
	21	Nia Francois	13	BEACONSFIELD HS
9.46				
	22	Nicole Shino	13	BEACONSFIELD HS
9.53				
	22	Juliette Martineau-Seguin	13	WESTWOOD HS
9.53				
	24	Erika Lee	13	HOWARD S BILLINGS HS
9.55				
	25	Sydney Burak	13	LOWER CANADA COLLEGE
9.58				
	26	Sydney Miller	13	LOWER CANADA COLLEGE
9.65				
	26	Mareena Gascon-Boisvert	13	HOWARD S BILLINGS HS
9.65				
	28	Sheridan Desabrais	13	HOWARD S BILLINGS HS
9.66				
	28	Annalies Smith	13	ROYAL WEST ACADEMY
9.66				
	30	Nadia Beauregard	13	ROYAL VALE HS
9.67				

9.69	31	Alysha Caballero	13	MACDONALD HS
9.69	31	Kelsey Beauchamp	13	PIERREFONDS COMP HS
9.70	33	Iaonhatie Deom	13	KAHNAWAKE SS
9.70	33	Kayla Dorion	13	JOHN RENNIE HS
9.72	35	Allessia Umana	13	JOHN F KENNEDY HS
9.75	36	Jaye Marie Hunter	13	LAURENHILL ACADEMY
9.78	37	Atiya Walker-Bruce	13	LASALLE COMM COMP HS
9.79	38	Marya Clay-Dunlop	13	RIVERDALE HS
9.81	39	Samantha Rettino	13	PIERREFONDS COMP HS
9.85	40	Lauren Schneider	13	MACDONALD HS
9.87	41	Kelsey Szczerbickzi	13	JOHN RENNIE HS
9.88	42	Keisha Woods	13	LAURENHILL ACADEMY
9.95	43	Vanessa Raposo	13	VILLA MARIA HS
9.95	43	Megan Valiquette	13	BEACONSFIELD HS
9.96	45	Sophia Vitello	13	JOHN PAUL 1 HS
10.04	46	Raven Gordon	13	LAURENHILL ACADEMY
10.05	47	Julia Fraticelli	13	JOHN RENNIE HS
10.06	48	Grace Candiotti	13	ROYAL WEST ACADEMY
10.06	48	Julia Tasillo	13	JOHN PAUL 1 HS
10.14	50	Meghan Durocher	13	ROYAL VALE HS
10.16	51	Marina Broomfield	13	ROYAL VALE HS
10.17	52	Emanuelle Ranaldi	13	VILLA MARIA HS
10.17	52	Michele Grenier	13	BEACONSFIELD HS
10.33	54	Bianca Cirelli	13	VILLA MARIA HS
10.34	55	Thurarajahasing Luxshiya	13	JOHN F KENNEDY HS
10.40	56	Christina Strutynski	13	WESTWOOD HS
10.41	57	Alexis Veluz Adana	13	LAURENHILL ACADEMY
10.49	58	Sarooka Seevenatham	13	RIVERDALE HS
10.51	59	Isabella Ricci	13	JOHN PAUL 1 HS
10.51	59	Kyra Campbell	13	JOHN RENNIE HS
10.54	61	Carina D`alessandro	13	JOHN PAUL 1 HS
10.56	62	Thurarajahasing Luxshana	13	JOHN F KENNEDY HS

10.57	63	Jennifer Lynch	13	ROYAL WEST ACADEMY
10.57	63	Chloe Ohana	13	ROYAL WEST ACADEMY
10.81	65	Ken`hikahontesh Montour	13	KAHNAWAKE SS
10.90	66	Alessia Zenga	13	JOHN PAUL 1 HS

[\[Top of Page\]](#) [\[Event List\]](#)

Event 2 GIRLS 11-13 Bantam 200m Run

MARK		NAME		TEAM
	1	Deondra Green	13	RIVERDALE HS
26.90	2	Kathleen John	13	BEACONSFIELD HS
29.13	3	N`yah Mcneal Cruickshank	13	LAURENHILL ACADEMY
29.44	4	Jasmine Bethelmy	13	VILLA MARIA HS
29.96	5	Emma Levy	13	LOWER CANADA COLLEGE
30.01	6	Kiana Reid	13	PIERREFONDS COMP HS
30.32	7	Mouassene Elo-Ossebi	13	HOWARD S BILLINGS HS
30.41	8	Annie-Pier Leroux	13	WESTWOOD HS
31.00	9	Vivianne Tellier	13	LOWER CANADA COLLEGE
31.44	10	Lauryn Oberman	13	LOWER CANADA COLLEGE
31.45	11	Robyn O`connor	13	WESTWOOD HS
31.68	12	Kathryn Filiatrault	13	PIERREFONDS COMP HS
31.70	13	Allison Anthony	13	RIVERDALE HS
31.82	14	Jade Ranz-Montgrain	13	WESTWOOD HS
31.90	15	Francesca Caucci	13	VILLA MARIA HS
32.06	16	Victoria King	13	HOWARD S BILLINGS HS
32.38	17	Alyssa Mastine	13	WESTWOOD HS
32.75	18	Erika Lee	13	HOWARD S BILLINGS HS
32.76	19	Sydney Burak	13	LOWER CANADA COLLEGE
32.91	20	Victoria Gregoire	13	WESTWOOD HS
33.03	21	Olivia Mirijello	13	JOHN PAUL 1 HS
33.15	22	Kelsey Szczerbickzi	13	JOHN RENNIE HS
33.31				

33.46	23	Kelsey Beauchamp	13	PIERREFONDS COMP HS
33.66	24	Mareena Gascon-Boisvert	13	HOWARD S BILLINGS HS
33.69	25	Selena Hough	13	VILLA MARIA HS
33.69	25	Graciela Vasquez	13	BEURLING ACADEMY
33.71	27	Iaonhatie Deom	13	KAHNAWAKE SS
33.81	28	Kayla Dorion	13	JOHN RENNIE HS
33.98	29	Juliette Martineau-Seguin	13	WESTWOOD HS
34.06	30	Brianna Ciavaglia	13	VILLA MARIA HS
34.07	31	Allessia Umana	13	JOHN F KENNEDY HS
34.12	32	Nicole Marcovecchio	13	ROYAL WEST ACADEMY
34.18	33	Samantha Rettino	13	PIERREFONDS COMP HS
34.24	34	Atiya Walker-Bruce	13	LASALLE COMM COMP HS
34.56	35	Michele Grenier	13	BEACONSFIELD HS
34.85	36	Annalies Smith	13	ROYAL WEST ACADEMY
34.91	37	Keisha Woods	13	LAURENHILL ACADEMY
34.95	38	Alysha Caballero	13	MACDONALD HS
35.01	39	Nadia Beauregard	13	ROYAL VALE HS
35.16	40	Julia Fraticelli	13	JOHN RENNIE HS
35.21	41	Tiffany Le	13	JOHN F KENNEDY HS
35.23	42	Kamwel Desire	13	LAURENHILL ACADEMY
35.28	43	Grace Candiotti	13	ROYAL WEST ACADEMY
35.29	44	Emanuelle Ranaldi	13	VILLA MARIA HS
35.41	45	Marina Broomfield	13	ROYAL VALE HS
35.64	46	Kyra Campbell	13	JOHN RENNIE HS
35.77	47	Jaye Marie Hunter	13	LAURENHILL ACADEMY
35.84	48	Lauren Schneider	13	MACDONALD HS
35.85	49	Jennifer Lynch	13	ROYAL WEST ACADEMY
35.89	50	Megan Valiquette	13	BEACONSFIELD HS
36.05	51	Bianca Cirelli	13	VILLA MARIA HS
36.08	52	Jillian Loth	13	ROYAL WEST ACADEMY
36.09	53	Sophia Vitello	13	JOHN PAUL 1 HS
36.54	54	Dahlia Tomassini	13	JOHN PAUL 1 HS

36.75	55	Alexis Veluz Adana	13	LAURENHILL ACADEMY
36.77	56	Thurarahasing Luxshana	13	JOHN F KENNEDY HS
37.28	57	Meghan Durocher	13	ROYAL VALE HS
37.47	58	Jessie Shaw	13	ROYAL WEST ACADEMY
37.88	59	Kathleen Davidson	13	HOWARD S BILLINGS HS
39.12	60	Lexia Iapulucci	13	JOHN PAUL 1 HS
39.68	61	Ken`hikahontesh Montour	13	KAHNAWAKE SS
39.86	62	Carina D`alessandro	13	JOHN PAUL 1 HS
43.01	63	Rebecca Wallwork	13	BEACONSFIELD HS
44.00	64	India Upshaw-Rufner	13	HOWARD S BILLINGS HS
44.17	65	Alessia Zenga	13	JOHN PAUL 1 HS

[\[Top of Page\]](#) [\[Event List\]](#)

Event 3 GIRLS 11-13 Bantam 400m Run

MARK		NAME		TEAM
	1	Robyn O`connor	13	WESTWOOD HS
1:12.63	2	Erin McCormick	13	WESTWOOD HS
1:14.08	3	Jasmine Bethelmy	13	VILLA MARIA HS
1:14.48	4	Sade Hussain-Robert	13	LAURENHILL ACADEMY
1:15.32	5	Chantal Klumperaar	13	BEACONSFIELD HS
1:16.06	6	Graciela Vasquez	13	BEURLING ACADEMY
1:16.53	7	Emelie Carisson-Hayes	13	BEACONSFIELD HS
1:16.85	8	Leah Element	13	HOWARD S BILLINGS HS
1:16.88	9	Iaonhatie Deom	13	KAHNAWAKE SS
1:17.15	10	Allison Looper	13	ROYAL WEST ACADEMY
1:17.20	11	Kathryn Filiatrault	13	PIERREFONDS COMP HS
1:19.16	12	Samantha Rettino	13	PIERREFONDS COMP HS
1:19.37	13	Vivianne Tellier	13	LOWER CANADA COLLEGE
1:19.51	14	Kelsey Beauchamp	13	PIERREFONDS COMP HS
1:20.01	15	Alyssa Mastine	13	WESTWOOD HS
1:21.05				

16	Kamwel Desire	13	LAURENHILL ACADEMY
1:21.51			
17	Aricely Lopez	13	JOHN F KENNEDY HS
1:21.69			
18	Mikaiah Clermont	13	HOWARD S BILLINGS HS
1:21.79			
19	Faith Kerner	13	VILLA MARIA HS
1:22.54			
20	Selena Hough	13	VILLA MARIA HS
1:22.68			
21	Victoria King	13	HOWARD S BILLINGS HS
1:23.72			
22	Nicole Marcovecchio	13	ROYAL WEST ACADEMY
1:24.37			
23	Catherine Enright	13	WESTWOOD HS
1:25.33			
24	Emanuelle Ranaldi	13	VILLA MARIA HS
1:25.40			
25	Priscilla Johnson	13	LOWER CANADA COLLEGE
1:25.97			
26	Emily Rose Bressi	13	JOHN PAUL 1 HS
1:27.08			
27	Jillian Loth	13	ROYAL WEST ACADEMY
1:27.20			
28	Raven Gordon	13	LAURENHILL ACADEMY
1:27.24			
29	Claire Ko	13	ROYAL VALE HS
1:28.41			
30	Jaye Marie Hunter	13	LAURENHILL ACADEMY
1:29.33			
31	Daphne Poulin	13	WESTWOOD HS
1:29.38			
32	Sophia Vitello	13	JOHN PAUL 1 HS
1:29.94			
33	Jessie Shaw	13	ROYAL WEST ACADEMY
1:30.25			
34	Alexis Veluz Adana	13	LAURENHILL ACADEMY
1:31.36			
35	Tiffany Le	13	JOHN F KENNEDY HS
1:31.91			
36	Isabella Ricci	13	JOHN PAUL 1 HS
1:32.59			
37	Ken`hikahontesh Montour	13	KAHNAWAKE SS
1:34.25			
38	Catriona Daley	13	VILLA MARIA HS
1:37.35			
39	Kathleen Davidson	13	HOWARD S BILLINGS HS
1:37.40			
40	Lexia Iapulucci	13	JOHN PAUL 1 HS
1:44.62			
41	Sabrina Segal	13	LOWER CANADA COLLEGE
1:47.50			
42	Sarah Hylland	13	HOWARD S BILLINGS HS
2:22.83			

[\[Top of Page\]](#) [\[Event List\]](#)

Event 4 GIRLS 11-13 Bantam 800m Run

NAME

TEAM

MARK			
1	Sabrina Desruisseaux	13	HOWARD S BILLINGS HS
2:52.09			
2	Allison Looper	13	ROYAL WEST ACADEMY
2:57.21			
3	Audrey Baillairge	13	ROYAL WEST ACADEMY
2:57.61			
4	Vanessa Raposo	13	VILLA MARIA HS
2:57.67			
5	Chantal Klumperaar	13	BEACONSFIELD HS
2:58.13			
6	Victoria King	13	HOWARD S BILLINGS HS
2:59.93			
7	Kaylie Yakimchuk	13	BEACONSFIELD HS
3:01.07			
8	Briana Tasillo	13	JOHN PAUL 1 HS
3:01.27			
9	Annie Wiseman	13	LOWER CANADA COLLEGE
3:04.12			
10	Kamwel Desire	13	LAURENHILL ACADEMY
3:05.29			
11	Sade Hussain-Robert	13	LAURENHILL ACADEMY
3:05.58			
12	Kiana Reid	13	PIERREFONDS COMP HS
3:05.70			
13	Brianna MacNeil	13	PIERREFONDS COMP HS
3:07.87			
14	Alissa Vaccaro	13	JOHN PAUL 1 HS
3:08.30			
15	Mikaiah Clermont	13	HOWARD S BILLINGS HS
3:10.93			
16	Emilie Martineau-Seguin	13	WESTWOOD HS
3:11.73			
17	Emelie Carisson-Hayes	13	BEACONSFIELD HS
3:12.35			
18	Catherine Enright	13	WESTWOOD HS
3:12.60			
19	Finn Brennan-Krip	13	ROYAL WEST ACADEMY
3:15.06			
20	Katerina Carayannis	13	LOWER CANADA COLLEGE
3:17.06			
21	Aricely Lopez	13	JOHN F KENNEDY HS
3:19.27			
22	Jennifer Lynch	13	ROYAL WEST ACADEMY
3:24.67			
23	Sophie Comtois	13	ROYAL WEST ACADEMY
3:30.41			
24	Emily Rose Bressi	13	JOHN PAUL 1 HS
3:30.76			
25	Sarah Luxenberg	13	LOWER CANADA COLLEGE
3:30.78			
26	Jenna Izzi	13	JOHN PAUL 1 HS
3:33.95			
27	Julia Tasillo	13	JOHN PAUL 1 HS
3:36.77			
28	Dahlia Tomassini	13	JOHN PAUL 1 HS
3:40.98			
29	Anna Reiter	13	ROYAL WEST ACADEMY
3:46.19			
30	Priscilla Johnson	13	LOWER CANADA COLLEGE
3:46.65			
31	Natasha Blanchet	13	VILLA MARIA HS
3:48.36			

3:53.08	32	Meaghan Desmond	13	VILLA MARIA HS
3:57.07	33	Alyssa Howard	13	LOWER CANADA COLLEGE
4:00.49	34	Sarah Vec	13	LESTER B PEARSON HS
4:02.06	35	Sofia Fiore	13	VILLA MARIA HS
4:24.81	36	Catriona Daley	13	VILLA MARIA HS
4:26.01	37	Raven Gordon	13	LAURENHILL ACADEMY
4:41.59	38	Sabrina Segal	13	LOWER CANADA COLLEGE

[\[Top of Page\]](#) [\[Event List\]](#)

Event 5 GIRLS 11-13 Bantam 1500m Run

MARK		NAME		TEAM
6:09.50	1	Ashley Donovan	13	LESTER B PEARSON HS
6:13.72	2	Alissa Vaccaro	13	JOHN PAUL 1 HS
6:14.01	3	Victoria Hough	13	VILLA MARIA HS
6:16.65	4	Vanessa Raposo	13	VILLA MARIA HS
6:22.27	5	Allison Looper	13	ROYAL WEST ACADEMY
6:22.40	6	Maria Makarov	13	LOWER CANADA COLLEGE
6:22.82	7	Alexa Neal	13	HOWARD S BILLINGS HS
6:26.19	8	Sabrina Desruisseaux	13	HOWARD S BILLINGS HS
6:26.79	9	Kaylie Yakimchuk	13	BEACONSFIELD HS
6:26.85	10	Annie Wiseman	13	LOWER CANADA COLLEGE
6:29.81	11	Audrey Baillairge	13	ROYAL WEST ACADEMY
6:41.87	12	Celeste Groux	13	HOWARD S BILLINGS HS
6:43.86	13	Brianna MacNeil	13	PIERREFONDS COMP HS
7:02.55	14	Abby Shine	13	LOWER CANADA COLLEGE
7:02.56	15	Briana Tasillo	13	JOHN PAUL 1 HS
7:02.69	16	Zoe Korysko	13	HOWARD S BILLINGS HS
7:03.91	17	Olivia Mirijello	13	JOHN PAUL 1 HS
7:15.10	18	Finn Brennan-Krip	13	ROYAL WEST ACADEMY
7:26.61	19	Isabella Ricci	13	JOHN PAUL 1 HS

7:30.82	20 Sarah Luxenberg	13	LOWER CANADA COLLEGE
7:40.37	21 Maria Malhi	13	PIERREFONDS COMP HS
7:50.52	22 Meaghan Desmond	13	VILLA MARIA HS
7:56.46	23 Anna Reiter	13	ROYAL WEST ACADEMY
8:20.10	24 Catherine Rokakis	13	ROYAL VALE HS
DNF	Alyssa Howard	13	LOWER CANADA COLLEGE

[\[Top of Page\]](#) [\[Event List\]](#)

Event 6 GIRLS 11-13 Bantam 3000m Run

MARK	NAME		TEAM
13:38.20	1 Alissa Vaccaro	13	JOHN PAUL 1 HS
13:38.26	2 Ashley Donovan	13	LESTER B PEARSON HS
13:39.23	3 Briana Tasillo	13	JOHN PAUL 1 HS
13:40.51	4 Victoria Hough	13	VILLA MARIA HS
13:55.30	5 Katerina Carayannis	13	LOWER CANADA COLLEGE
13:58.77	6 Celeste Groux	13	HOWARD S BILLINGS HS
15:00.12	7 Abby Shine	13	LOWER CANADA COLLEGE
16:17.41	8 Julianne Thompson	13	JOHN PAUL 1 HS
16:39.10	9 Maria Makarov	13	LOWER CANADA COLLEGE
16:45.23	10 Natasha Blanchet	13	VILLA MARIA HS
16:48.20	11 Lexia Iapulucci	13	JOHN PAUL 1 HS
DNF	Jessica Zacharkiw	13	JOHN PAUL 1 HS
DNF	Sydney Miller	13	LOWER CANADA COLLEGE

[\[Top of Page\]](#) [\[Event List\]](#)

Event 7 GIRLS 11-13 Bantam 60m Hurdles

MARK	NAME		TEAM
1	Annie-Pier Leroux	13	WESTWOOD HS

11.51	2	Vivianne Tellier	13	LOWER CANADA COLLEGE
12.04	3	Lauryn Oberman	13	LOWER CANADA COLLEGE
12.25	4	Myiah Catwell	13	ROYAL VALE HS
12.36	5	Melika White	13	ROYAL VALE HS
12.51	6	Sydney Burak	13	LOWER CANADA COLLEGE
12.61	7	Kelsey Beauchamp	13	PIERREFONDS COMP HS
13.07	8	Maria Malhi	13	PIERREFONDS COMP HS
13.18	9	Nia Francois	13	BEACONSFIELD HS
13.23	10	Sophie Comtois	13	ROYAL WEST ACADEMY
13.28	11	Catherine Enright	13	WESTWOOD HS
13.59	12	Sydney Miller	13	LOWER CANADA COLLEGE
13.72	13	Allison Anthony	13	RIVERDALE HS
13.83	14	Michele Grenier	13	BEACONSFIELD HS
13.97	15	Julia Tasillo	13	JOHN PAUL 1 HS
14.15	16	Jennifer Lynch	13	ROYAL WEST ACADEMY
14.27	17	Deondra Green	13	RIVERDALE HS
14.29	17	Emma Levy	13	LOWER CANADA COLLEGE
14.29	19	Jessica Zacharkiw	13	JOHN PAUL 1 HS
14.40	20	Kathleen Davidson	13	HOWARD S BILLINGS HS
14.43	21	Emilie Martineau-Seguin	13	WESTWOOD HS
15.08	22	Alessia Zenga	13	JOHN PAUL 1 HS
15.43	23	Sarooka Seevenatham	13	RIVERDALE HS
15.52	24	Chloe Ohana	13	ROYAL WEST ACADEMY
15.91	25	Samantha Rettino	13	PIERREFONDS COMP HS
18.08	26	Jadyn Lemieux	13	HOWARD S BILLINGS HS
19.65				

[\[Top of Page\]](#) [\[Event List\]](#)

Event 8 GIRLS 11-13 Bantam 4x200m Relay

MARK	NAME	TEAM
1	Westwood HS A	WESTWOOD HS

2:06.04	2	Lower Canada College A	LOWER CANADA COLLEGE
2:07.93	3	Pierrefonds Comp HS A	PIERREFONDS COMP HS
2:09.18	4	Riverdale HS A	RIVERDALE HS
2:09.37	5	LaurenHill Academy A	LAURENHILL ACADEMY
2:10.69	6	Howard S Billings HS A	HOWARD S BILLINGS HS
2:11.18	7	Villa Maria HS A	VILLA MARIA HS
2:12.00	8	Beaconsfield HS A	BEACONSFIELD HS
2:13.97	9	Royal West Academy A	ROYAL WEST ACADEMY
2:15.60	10	John Paul 1 HS A	JOHN PAUL 1 HS
2:18.39	11	Royal Vale HS A	ROYAL VALE HS
2:22.78	12	John Rennie HS A	JOHN RENNIE HS
2:24.83			

[\[Top of Page\]](#) [\[Event List\]](#)

Event 9 GIRLS 11-13 Bantam High Jump

MARK		NAME		TEAM
	1	Deondra Green	13	RIVERDALE HS
1.45m	2	Mouassene Elo-Ossebi	13	HOWARD S BILLINGS HS
1.45m	3	Cassandra Della Rocca	13	ROYAL WEST ACADEMY
1.40m	4	Alexa Neal	13	HOWARD S BILLINGS HS
1.35m	5	Kathleen Davidson	13	HOWARD S BILLINGS HS
1.30m	5	Victoria Gregoire	13	WESTWOOD HS
1.30m	7	Allison Anthony	13	RIVERDALE HS
1.30m	8	Briana Tasillo	13	JOHN PAUL 1 HS
1.30m	8	Daphne Poulin	13	WESTWOOD HS
1.30m	10	Tiffany Le	13	JOHN F KENNEDY HS
1.20m	10	Isabella Ricci	13	JOHN PAUL 1 HS
1.20m	10	Catherine Enright	13	WESTWOOD HS
1.20m	10	Sheridan Desabrais	13	HOWARD S BILLINGS HS
1.20m	14	Thurarajahasing Luxshiya	13	JOHN F KENNEDY HS
1.00m	14	Sarooka Seevenatham	13	RIVERDALE HS

1.00m	14	Katerina Carayannis	13	LOWER CANADA COLLEGE
1.00m		Carina D`alessandro	13	JOHN PAUL 1 HS
NM				

[\[Top of Page\]](#) [\[Event List\]](#)

Event 10 GIRLS 11-13 Bantam Long Jump

MARK		NAME		TEAM
	1	Deondra Green	13	RIVERDALE HS
4.80m	2	Kathleen John	13	BEACONSFIELD HS
4.05m	3	Emma Levy	13	LOWER CANADA COLLEGE
3.87m	4	Vivianne Tellier	13	LOWER CANADA COLLEGE
3.83m	5	Sheridan Desabrais	13	HOWARD S BILLINGS HS
3.83m	6	Emilie Martineau-Seguin	13	WESTWOOD HS
3.73m	7	Mouassene Elo-Ossebi	13	HOWARD S BILLINGS HS
3.64m	8	Maria Malhi	13	PIERREFONDS COMP HS
3.60m	8	Victoria Gregoire	13	WESTWOOD HS
3.60m	10	Olivia Mirijello	13	JOHN PAUL 1 HS
3.55m	11	Katerina Carayannis	13	LOWER CANADA COLLEGE
3.35m	12	Jadyn Lemieux	13	HOWARD S BILLINGS HS
3.34m	13	Megan Valiquette	13	BEACONSFIELD HS
3.33m	14	Julianne Thompson	13	JOHN PAUL 1 HS
3.30m	15	Maria Makarov	13	LOWER CANADA COLLEGE
3.28m	16	Kiana Reid	13	PIERREFONDS COMP HS
3.27m	17	Cassandra Della Rocca	13	ROYAL WEST ACADEMY
3.26m	18	Lauren Schneider	13	MACDONALD HS
3.24m	19	Allessia Umana	13	JOHN F KENNEDY HS
3.09m	20	Alessia Zenga	13	JOHN PAUL 1 HS
3.06m	21	Christina Strutynski	13	WESTWOOD HS
3.00m	22	Jessica Difranco	13	JOHN F KENNEDY HS
2.96m	23	Thurarajahasing Luxshiya	13	JOHN F KENNEDY HS
2.95m	24	Thurarajahasing Luxshana	13	JOHN F KENNEDY HS

2.92m				
	25	Kathleen Davidson	13	HOWARD S BILLINGS HS
2.79m				
	25	Marina Broomfield	13	ROYAL VALE HS
2.79m				
	27	Carina D`alessandro	13	JOHN PAUL 1 HS
2.74m				
	28	Alysha Caballero	13	MACDONALD HS
2.73m				
	29	Talia Rossi	13	BEACONSFIELD HS
2.63m				
	30	Nadia Beauregard	13	ROYAL VALE HS
2.61m				
	31	Tanaya Smith	13	PIERREFONDS COMP HS
2.54m				
	32	Daphne Poulin	13	WESTWOOD HS
2.45m				
	33	Ken`hikahontesh Montour	13	KAHNAWAKE SS
2.15m				
	34	Rebecca Wallwork	13	BEACONSFIELD HS
2.14m				
		Kyra Campbell	13	JOHN RENNIE HS
ND				

[\[Top of Page\]](#) [\[Event List\]](#)

Event 11 GIRLS 11-13 Bantam Triple Jump

MARK		NAME		TEAM
	1	Annie Wiseman	13	LOWER CANADA COLLEGE
7.56m				
	2	Vivianne Tellier	13	LOWER CANADA COLLEGE
7.51m				
	3	Maria Makarov	13	LOWER CANADA COLLEGE
7.47m				
	4	Jadyn Lemieux	13	HOWARD S BILLINGS HS
7.19m				
	5	Emma Levy	13	LOWER CANADA COLLEGE
7.09m				
	6	Dahlia Tomassini	13	JOHN PAUL 1 HS
6.79m				
	7	Celeste Groux	13	HOWARD S BILLINGS HS
6.72m				
	8	Kathleen Davidson	13	HOWARD S BILLINGS HS
6.66m				
	9	Robyn O`connor	13	WESTWOOD HS
6.63m				
	10	Mouassene Elo-Ossebi	13	HOWARD S BILLINGS HS
6.46m				
	11	Emily Rose Bressi	13	JOHN PAUL 1 HS
6.12m				
	12	Allessia Umana	13	JOHN F KENNEDY HS
5.92m				
	13	Talia Rossi	13	BEACONSFIELD HS
5.73m				
	14	Rebecca Wallwork	13	BEACONSFIELD HS
5.52m				
	15	Jessica Difranco	13	JOHN F KENNEDY HS

5.39m

[\[Top of Page\]](#) [\[Event List\]](#)

Event 12 GIRLS 11-13 Bantam Shot Put

MARK	NAME		TEAM	
	1	Zakiya Horsford	13	BEURLING ACADEMY
8.50m	2	Tanaya Smith	13	PIERREFONDS COMP HS
8.49m	3	Alexa Neal	13	HOWARD S BILLINGS HS
8.27m	4	Rebecca Wallwork	13	BEACONSFIELD HS
7.59m	5	Sheridan Desabrais	13	HOWARD S BILLINGS HS
7.10m	6	Isabella Ricci	13	JOHN PAUL 1 HS
6.77m	7	Rebecca Hogan	13	HOWARD S BILLINGS HS
6.65m	8	Sydney Burak	13	LOWER CANADA COLLEGE
6.52m	9	Ken`hikahontesh Montour	13	KAHNAWAKE SS
6.34m	10	Briana Lavalliere	13	HOWARD S BILLINGS HS
5.96m	10	India Upshaw-Rufner	13	HOWARD S BILLINGS HS
5.96m	12	Emily Rose Bressi	13	JOHN PAUL 1 HS
5.85m	13	Sarooka Seevenatham	13	RIVERDALE HS
5.73m	14	Tiffany Le	13	JOHN F KENNEDY HS
5.39m	14	Alyssa Howard	13	LOWER CANADA COLLEGE
5.39m	16	Allison Anthony	13	RIVERDALE HS
5.10m	17	Abby Shine	13	LOWER CANADA COLLEGE
4.90m	18	Lexia Iapulucci	13	JOHN PAUL 1 HS
4.79m	19	Jessica Difranco	13	JOHN F KENNEDY HS
4.67m	20	Talia Rossi	13	BEACONSFIELD HS
4.49m	21	Julia Tasillo	13	JOHN PAUL 1 HS
4.24m	22	Jessica Zacharkiw	13	JOHN PAUL 1 HS
4.12m				

[\[Top of Page\]](#) [\[Event List\]](#)

Event 13 GIRLS 14-15 Midget 60m Dash

FINALS

MARK		NAME		TEAM
7.93	1	Jorden Savory	15	LASALLE COMM COMP HS
8.41	2	Kaylyn Williams	15	HOWARD S BILLINGS HS
8.71	3	Victoria Berube	15	WESTWOOD HS
8.76	4	Sheila Morris	15	VILLA MARIA HS
8.77	5	Cristina Lazaris	15	LAURENHILL ACADEMY
8.81	6	Lauren Kuzik	15	WESTWOOD HS
8.86	7	Keiya Allen-Beckles	15	LASALLE COMM COMP HS
8.95	8	Kimberly Jordan	15	WESTWOOD HS
9.02	9	Katerina Weberbauer	15	VILLA MARIA HS
9.05	10	Larah Hyppolite-Solomon	15	VILLA MARIA HS
9.31	11	Khandideh Williams	15	ROYAL VALE HS
9.36	12	Arielle Sadaka	15	ROYAL WEST ACADEMY

PRELIMS

8.07	1	Jorden Savory	15	LASALLE COMM COMP HS
8.52	2	Kaylyn Williams	15	HOWARD S BILLINGS HS
8.62	3	Sheila Morris	15	VILLA MARIA HS
8.67	4	Lauren Kuzik	15	WESTWOOD HS
8.68	5	Victoria Berube	15	WESTWOOD HS
8.73	6	Keiya Allen-Beckles	15	LASALLE COMM COMP HS
8.82	7	Cristina Lazaris	15	LAURENHILL ACADEMY
8.84	8	Kimberly Jordan	15	WESTWOOD HS
8.97	9	Larah Hyppolite-Solomon	15	VILLA MARIA HS
9.05	10	Katerina Weberbauer	15	VILLA MARIA HS
9.12	11	Arielle Sadaka	15	ROYAL WEST ACADEMY
9.16	12	Khandideh Williams	15	ROYAL VALE HS
9.17	13	Alicia Preddie	15	LASALLE COMM COMP HS
9.21	14	Julianna Lin	15	ROYAL WEST ACADEMY

9.23	15	Julia Grandoni	15	LAURENHILL ACADEMY
9.23	15	Theresa Alphord	15	LAURENHILL ACADEMY
9.25	17	Tamara Ciorra	15	LAURIER MACDONALD HS
9.26	18	Alexa Papanastasiou	15	LOWER CANADA COLLEGE
9.26	18	Lauren MacMillan	15	ROYAL WEST ACADEMY
9.32	20	Claudine Langlois	15	MACDONALD HS
9.35	21	Maddy Lawler	15	ROYAL WEST ACADEMY
9.37	22	Maily Monaco	15	VILLA MARIA HS
9.43	23	Emma Lee Hoffman	15	ROYAL WEST ACADEMY
9.49	24	Erica Ahad	15	JOHN RENNIE HS
9.52	25	Angel Robertson	15	KAHNAWAKE SS
9.55	26	Alisia Agostiwelli	15	ROYAL WEST ACADEMY
9.62	27	Sydney Moss	15	LOWER CANADA COLLEGE
9.63	28	Sophia Rudorfer-Lee	15	HOWARD S BILLINGS HS
9.66	29	Julianna Classen	15	BEACONSFIELD HS
9.69	30	Kailey O`brien	15	MACDONALD HS
9.69	30	Shaleigh Spracklin	15	WESTWOOD HS
9.73	32	Yae Lim Nam	15	ROYAL VALE HS
9.74	33	Brittney Hanson	15	MACDONALD HS
9.77	34	Bailey Wilkinson	15	HOWARD S BILLINGS HS
9.81	35	Alexendria Robertson	15	HOWARD S BILLINGS HS
9.82	36	Natasha Fracassi	15	BEACONSFIELD HS
9.83	37	Leah Salzman	15	LOWER CANADA COLLEGE
9.88	38	Serah Moryoussef	15	HERZLIAH HS
10.08	39	Linda Zhu	15	LOWER CANADA COLLEGE
10.16	40	Alexa Greeley	15	LOWER CANADA COLLEGE
10.20	41	Kiley Osborne	15	BEACONSFIELD HS
10.70	42	Nila Loganathan	15	ROYAL VALE HS
12.02	43	Vanessa Le	15	MACDONALD HS

Event 14 GIRLS 14-15 Midget 200m Run

MARK	NAME		TEAM
26.33	1	Jorden Savory	15 LASALLE COMM COMP HS
28.18	2	Kaylyn Williams	15 HOWARD S BILLINGS HS
28.67	3	Victoria Berube	15 WESTWOOD HS
29.26	4	Keiya Allen-Beckles	15 LASALLE COMM COMP HS
29.40	5	Sheila Morris	15 VILLA MARIA HS
29.46	6	Cristina Lazaris	15 LAURENHILL ACADEMY
29.47	7	Lauren Kuzik	15 WESTWOOD HS
29.87	8	Larah Hyppolite-Solomon	15 VILLA MARIA HS
30.71	9	Kimberly Jordan	15 WESTWOOD HS
30.76	10	Naquita Williams	15 HOWARD S BILLINGS HS
30.83	11	Arielle Sadaka	15 ROYAL WEST ACADEMY
31.42	12	Thea Hough	15 VILLA MARIA HS
31.52	13	Theresa Alphord	15 LAURENHILL ACADEMY
31.66	14	Alicia Preddie	15 LASALLE COMM COMP HS
31.69	15	Julianna Lin	15 ROYAL WEST ACADEMY
31.76	16	Tamara Ciorra	15 LAURIER MACDONALD HS
31.97	17	Alexa Papanastasiou	15 LOWER CANADA COLLEGE
32.16	18	Angel Robertson	15 KAHNAWAKE SS
32.19	19	Venus Evans	15 LAURENHILL ACADEMY
32.33	20	Claudine Langlois	15 MACDONALD HS
32.40	21	Lauren MacMillan	15 ROYAL WEST ACADEMY
32.53	22	Khandideh Williams	15 ROYAL VALE HS
32.56	23	Julia Grandoni	15 LAURENHILL ACADEMY
32.79	24	Julianna Classen	15 BEACONSFIELD HS
32.91	25	Brittney Hanson	15 MACDONALD HS
32.93	26	Sarah Houle	15 WESTWOOD HS
33.09	27	Kailey O`brien	15 MACDONALD HS
33.19	28	Leah Salzman	15 LOWER CANADA COLLEGE
33.34	29	Ashley Rodriques	15 VILLA MARIA HS

30	Alisia Agostiwelli	15	ROYAL WEST ACADEMY
33.38	31 Erica Ahad	15	JOHN RENNIE HS
33.44	32 Shaleigh Spracklin	15	WESTWOOD HS
33.47	33 Sabrina Di Tullio	15	LAURIER MACDONALD HS
33.96	34 Meghan Kelly	15	VILLA MARIA HS
34.04	35 Hannah Randolph	15	ROYAL WEST ACADEMY
34.12	36 Bailey Wilkinson	15	HOWARD S BILLINGS HS
34.14	37 Jingya Liu	15	BEURLING ACADEMY
34.29	38 Beatrice Chemtov	15	ROYAL WEST ACADEMY
34.40	39 Linda Zhu	15	LOWER CANADA COLLEGE
35.07	40 Alexa Greeley	15	LOWER CANADA COLLEGE
35.32	41 Serah Moryoussef	15	HERZLIAH HS
35.38	42 Sydney Moss	15	LOWER CANADA COLLEGE
35.52	43 Natasha Fracassi	15	BEACONSFIELD HS
35.88	44 Kirstin Buenviaje	15	MACDONALD HS
35.99	45 Nila Loganathan	15	ROYAL VALE HS
39.01	46 Samantha Jacobson	15	HERZLIAH HS
39.41	47 Kaitlin Buenvlaje	15	MACDONALD HS
40.83	48 Alessandra Ciccotosto	15	LAURIER MACDONALD HS
46.49			

[\[Top of Page\]](#) [\[Event List\]](#)

Event 15 GIRLS 14-15 Midget 400m Run

MARK	NAME		TEAM
	1 Jordan Savory	15	LASALLE COMM COMP HS
1:00.13	2 Kirsten Frantz	15	ROYAL WEST ACADEMY
1:02.40	3 Kaylyn Williams	15	HOWARD S BILLINGS HS
1:05.65	4 Cristina Lazaris	15	LAURENHILL ACADEMY
1:10.82	5 Katerina Weberbauer	15	VILLA MARIA HS
1:13.64	6 Lauren Kuzik	15	WESTWOOD HS
1:14.45	6 Theresa Alphord	15	LAURENHILL ACADEMY
1:14.45			

8	Vanessa Travisano	15	ROYAL WEST ACADEMY	
1:15.48	8	Victoria Iannotti	15	ROYAL WEST ACADEMY
1:15.48	10	Gabriella Biron	15	VILLA MARIA HS
1:16.26	11	Sarah Houle	15	WESTWOOD HS
1:18.31	12	Jingya Liu	15	BEURLING ACADEMY
1:20.65	13	Kaylen Boudreau	15	MACDONALD HS
1:20.66	14	Zoe Atsaidis	15	LOWER CANADA COLLEGE
1:20.77	14	Victoria Rosauri	15	LAURIER MACDONALD HS
1:20.77	16	Prithiba Thorairajah	15	JOHN F KENNEDY HS
1:22.00	17	Karina Silipo-Randazzo	15	VILLA MARIA HS
1:22.25	18	Jasmin Saim	15	VILLA MARIA HS
1:23.54	19	Katherine Scarvelis	15	VILLA MARIA HS
1:24.06	20	Brittany Kwan	15	LAURENHILL ACADEMY
1:24.82	21	Sabrina Di Tullio	15	LAURIER MACDONALD HS
1:26.79	22	Sydney Moss	15	LOWER CANADA COLLEGE
1:27.13	23	Rebecca Ross	15	LOWER CANADA COLLEGE
1:27.19	24	Laura Rea	15	VILLA MARIA HS
1:28.19	25	Marina Pichirallo	15	ROYAL WEST ACADEMY
1:31.22	26	Kirstin Buenviaje	15	MACDONALD HS
1:33.00	27	Tanu Parel	15	JOHN F KENNEDY HS
1:34.02	28	Alisia Marino	15	LAURIER MACDONALD HS
1:39.73	29	Vanessa Le	15	MACDONALD HS
1:46.52	29	Brittney Hanson	15	MACDONALD HS
1:46.52				

[\[Top of Page\]](#) [\[Event List\]](#)

Event 16 GIRLS 14-15 Midget 800m Run

MARK	NAME		TEAM	
	1	Kirsten Frantz	15	ROYAL WEST ACADEMY
2:26.63	2	Kiara Piccolo	15	VILLA MARIA HS
2:54.43	3	Zoe Atsaidis	15	LOWER CANADA COLLEGE
2:59.16				

2:59.87	4	Rachel Vallieres	15	HOWARD S BILLINGS HS
3:04.17	5	Theresa Alphord	15	LAURENHILL ACADEMY
3:05.67	6	Sofia Bellemare	15	VILLA MARIA HS
3:08.65	7	Monica Servedio	15	VILLA MARIA HS
3:08.79	8	Annabelle Dubois	15	VILLA MARIA HS
3:10.71	9	Vanessa Travisano	15	ROYAL WEST ACADEMY
3:11.11	10	Arianna Galbraith	15	LOWER CANADA COLLEGE
3:11.33	11	Kaylen Boudreau	15	MACDONALD HS
3:12.14	12	Kamy Roberge-Carrington	15	LOWER CANADA COLLEGE
3:16.88	13	Maddy Jang	15	ROYAL WEST ACADEMY
3:20.11	14	Alessia Rossi	15	VILLA MARIA HS
3:20.44	15	Brittany Kwan	15	LAURENHILL ACADEMY
3:20.54	16	Rebecca Ross	15	LOWER CANADA COLLEGE
3:25.03	17	Maya Shahmoon	15	ROYAL WEST ACADEMY
3:30.59	18	Amber Rossetti	15	HOWARD S BILLINGS HS
3:39.44	19	Victoria Rosauri	15	LAURIER MACDONALD HS
3:47.43	20	Alexia Montuori	15	LAURIER MACDONALD HS
3:50.78	21	Alisia Marino	15	LAURIER MACDONALD HS
3:50.81	22	Tanu Parel	15	JOHN F KENNEDY HS
4:16.84	23	Prithiba Thorairajah	15	JOHN F KENNEDY HS
4:19.90	24	Vanessa Le	15	MACDONALD HS
DNF		Cassandra Zolyniek	15	VILLA MARIA HS

[\[Top of Page\]](#) [\[Event List\]](#)

Event 17 GIRLS 14-15 Midget 1500m Run

MARK		NAME		TEAM
5:24.23	1	Kirsten Frantz	15	ROYAL WEST ACADEMY
6:25.99	2	Lily Strickland	15	VILLA MARIA HS
6:32.23	3	Rachel Vallieres	15	HOWARD S BILLINGS HS
6:33.23	4	Leah Salzman	15	LOWER CANADA COLLEGE

6:35.63	5	Sybelles Montes	15	HOWARD S BILLINGS HS
6:37.39	6	Robin Tory	15	LOWER CANADA COLLEGE
6:38.01	7	Zoe Atsaidis	15	LOWER CANADA COLLEGE
6:40.80	8	Effie Kaldis	15	LAURENHILL ACADEMY
6:42.63	9	Zayna Brochu	15	ROYAL WEST ACADEMY
6:42.92	10	Sana Ali	15	LAURENHILL ACADEMY
6:43.18	11	Diana Dilorio	15	VILLA MARIA HS
6:44.63	12	Maddy Jang	15	ROYAL WEST ACADEMY
6:45.28	13	Kiley Osborne	15	BEACONSFIELD HS
6:48.71	14	Kaylen Boudreau	15	MACDONALD HS
6:54.98	15	Kamy Roberge-Carrington	15	LOWER CANADA COLLEGE
6:58.53	16	Jessica Lackstein	15	LOWER CANADA COLLEGE
7:05.92	17	Kyra Paquet	15	VILLA MARIA HS
7:11.82	18	Sophie Colangelo	15	VILLA MARIA HS
7:13.04	19	Daniella Pernatozzi	15	VILLA MARIA HS
7:25.43	20	Amber Rossetti	15	HOWARD S BILLINGS HS
7:26.33	21	Arianna Galbraith	15	LOWER CANADA COLLEGE
7:36.29	22	Maya Shahmoon	15	ROYAL WEST ACADEMY
8:15.14	23	Alexia Montuori	15	LAURIER MACDONALD HS

[\[Top of Page\]](#) [\[Event List\]](#)

Event 18 GIRLS 14-15 Midget 3000m Run

MARK		NAME		TEAM
14:03.53	1	Sybelles Montes	15	HOWARD S BILLINGS HS
14:14.12	2	Lily Strickland	15	VILLA MARIA HS
14:18.44	3	Robin Tory	15	LOWER CANADA COLLEGE
14:19.28	4	Maddy Jang	15	ROYAL WEST ACADEMY
14:35.02	5	Victoria Dunlop	15	BEACONSFIELD HS
14:51.50	6	Sophie Colangelo	15	VILLA MARIA HS
14:58.76	7	Daniella Pernatozzi	15	VILLA MARIA HS

15:04.55	8	Jessica Lackstein	15	LOWER CANADA COLLEGE
15:08.52	9	Kaylen Boudreau	15	MACDONALD HS
15:13.44	10	Kyra Paquet	15	VILLA MARIA HS
16:37.04	11	Tanu Parel	15	JOHN F KENNEDY HS

[\[Top of Page\]](#) [\[Event List\]](#)

Event 19 GIRLS 14-15 Midget 60m Hurdles

MARK		NAME		TEAM
10.01	1	Kirsten Frantz	15	ROYAL WEST ACADEMY
10.51	2	Victoria Berube	15	WESTWOOD HS
10.61	3	Kaylyn Williams	15	HOWARD S BILLINGS HS
12.05	4	Keiya Allen-Beckles	15	LASALLE COMM COMP HS
12.47	5	Maddy Lawler	15	ROYAL WEST ACADEMY
12.62	6	Alexa Greeley	15	LOWER CANADA COLLEGE
12.62	6	Khandideh Williams	15	ROYAL VALE HS
13.09	8	Sana Ali	15	LAURENHILL ACADEMY
13.20	9	Alexa Papanastasiou	15	LOWER CANADA COLLEGE
13.39	10	Natasha Fracassi	15	BEACONSFIELD HS
13.48	11	Bailey Wilkinson	15	HOWARD S BILLINGS HS
13.64	12	Angel Robertson	15	KAHNAWAKE SS
13.76	13	Shaleigh Spracklin	15	WESTWOOD HS
14.29	14	Marina Pichirallo	15	ROYAL WEST ACADEMY
14.40	15	Serah Moryoussef	15	HERZLIAH HS
19.11	16	Victoria Dunlop	15	BEACONSFIELD HS
25.80	17	Julianna Classen	15	BEACONSFIELD HS

[\[Top of Page\]](#) [\[Event List\]](#)

Event 20 GIRLS 14-15 Midget 4x200m Relay

MARK	NAME	TEAM
1	Westwood HS A	WESTWOOD HS
2:00.49	2 Villa Maria HS A	VILLA MARIA HS
2:03.33	3 Royal West Academy A	ROYAL WEST ACADEMY
2:03.96	4 Howard S Billings HS A	HOWARD S BILLINGS HS
2:06.24	5 LaurenHill Academy A	LAURENHILL ACADEMY
2:10.72	6 MacDonald HS A	MACDONALD HS
2:14.85	7 Lower Canada College A	LOWER CANADA COLLEGE
2:15.40		

[\[Top of Page\]](#) [\[Event List\]](#)

Event 21 GIRLS 14-15 Midget High Jump

MARK	NAME	TEAM
1	Naquita Williams	15 HOWARD S BILLINGS HS
1.40m	1 Bailey Wilkinson	15 HOWARD S BILLINGS HS
1.40m	3 Natasha Fracassi	15 BEACONSFIELD HS
1.40m	4 Kaylyn Williams	15 HOWARD S BILLINGS HS
1.30m	4 Vanessa Travisano	15 ROYAL WEST ACADEMY
1.30m	6 Victoria Iannotti	15 ROYAL WEST ACADEMY
1.10m	6 Sana Ali	15 LAURENHILL ACADEMY
1.10m		

[\[Top of Page\]](#) [\[Event List\]](#)

Event 22 GIRLS 14-15 Midget Long Jump

MARK	NAME	TEAM
1	Kirsten Frantz	15 ROYAL WEST ACADEMY
4.43m	2 Arielle Sadaka	15 ROYAL WEST ACADEMY
4.09m	3 Sana Ali	15 LAURENHILL ACADEMY
4.02m	4 Khandideh Williams	15 ROYAL VALE HS
3.81m		

5	Emma Lee Hoffman	15	ROYAL WEST ACADEMY	
3.77m	6	Alexa Papanastasiou	15	LOWER CANADA COLLEGE
3.74m	7	Kamy Roberge-Carrington	15	LOWER CANADA COLLEGE
3.61m	7	Natasha Fracassi	15	BEACONSFIELD HS
3.61m	9	Victoria Rosauri	15	LAURIER MACDONALD HS
3.55m	10	Angel Robertson	15	KAHNAWAKE SS
3.49m	11	Erica Ahad	15	JOHN RENNIE HS
3.47m	12	Leah Salzman	15	LOWER CANADA COLLEGE
3.41m	13	Alexia Montuori	15	LAURIER MACDONALD HS
3.39m	14	Kirstin Buenviaje	15	MACDONALD HS
3.32m	15	Sybelle Montes	15	HOWARD S BILLINGS HS
3.29m	16	Courtney Rasmussen	15	MACDONALD HS
3.00m	17	Kaitlin Buenvlaje	15	MACDONALD HS
2.97m	18	Zoe Atsaidis	15	LOWER CANADA COLLEGE
2.89m	19	Alisia Marino	15	LAURIER MACDONALD HS
2.88m	20	Alexendria Robertson	15	HOWARD S BILLINGS HS
2.63m				

[\[Top of Page\]](#) [\[Event List\]](#)

Event 23 GIRLS 14-15 Midget Triple Jump

MARK	NAME		TEAM	
	1	Arielle Sadaka	15	ROYAL WEST ACADEMY
9.80m	2	Sana Ali	15	LAURENHILL ACADEMY
8.54m	3	Maddy Lawler	15	ROYAL WEST ACADEMY
8.54m	4	Hannah Randolph	15	ROYAL WEST ACADEMY
8.39m	5	Naquita Williams	15	HOWARD S BILLINGS HS
8.22m	6	Natasha Fracassi	15	BEACONSFIELD HS
8.15m	7	Erica Ahad	15	JOHN RENNIE HS
8.09m	8	Julianna Lin	15	ROYAL WEST ACADEMY
7.85m	9	Shaleigh Spracklin	15	WESTWOOD HS
7.62m	10	Bailey Wilkinson	15	HOWARD S BILLINGS HS
7.50m				

7.34m	11	Leah Salzman	15	LOWER CANADA COLLEGE
6.93m	12	Kirstin Buenviaje	15	MACDONALD HS
6.87m	13	Alexia Montuori	15	LAURIER MACDONALD HS
6.64m	14	Zoe Atsaidis	15	LOWER CANADA COLLEGE
6.56m	15	Courtney Rasmussen	15	MACDONALD HS
5.83m	16	Kaitlin Buenvlaje	15	MACDONALD HS

[\[Top of Page\]](#) [\[Event List\]](#)

Event 24 GIRLS 14-15 Midget Shot Put

MARK		NAME		TEAM
10.35m	1	Naquita Williams	15	HOWARD S BILLINGS HS
9.51m	2	Natasha Fracassi	15	BEACONSFIELD HS
9.05m	3	Angel Robertson	15	KAHNAWAKE SS
8.67m	4	Sophia Rudorfer-Lee	15	HOWARD S BILLINGS HS
8.29m	5	Victoria Iannotti	15	ROYAL WEST ACADEMY
8.25m	6	Alessandra Ciccotosto	15	LAURIER MACDONALD HS
8.09m	7	Beatrice Chemtov	15	ROYAL WEST ACADEMY
7.97m	8	Rachel Vallieres	15	HOWARD S BILLINGS HS
7.31m	9	Tabitha Klimke Carter	15	BEURLING ACADEMY
7.30m	10	Alexa Papanastasiou	15	LOWER CANADA COLLEGE
6.76m	11	Emma Lee Hoffman	15	ROYAL WEST ACADEMY
6.76m	11	Alisia Marino	15	LAURIER MACDONALD HS
6.47m	13	Arielle Sadaka	15	ROYAL WEST ACADEMY
6.39m	14	Courtney Rasmussen	15	MACDONALD HS
5.96m	15	Alexia Montuori	15	LAURIER MACDONALD HS
5.32m	16	Khandideh Williams	15	ROYAL VALE HS

[\[Top of Page\]](#) [\[Event List\]](#)

Event 25 GIRLS 16-18 Juvenile 60m Dash

FINALS

MARK	NAME		TEAM	
	1	Maya John	17	BEACONSFIELD HS
8.34	2	Hailey Geary	17	HOWARD S BILLINGS HS
8.55	3	Pamela Griorelio	17	VILLA MARIA HS
8.81	4	Ashley Ware	17	LASALLE COMM COMP HS
9.10	5	Tyannah Parks-Pompey	17	LASALLE COMM COMP HS
9.19	6	Justine Soles	17	BEACONSFIELD HS
9.27	7	Taylor Lafave	17	BEACONSFIELD HS
9.32	8	Amanda Iaboni	17	LESTER B PEARSON HS
9.33	9	Jenna Pohl	17	LASALLE COMM COMP HS
9.34	10	Ranee-Inez Henegan-Comeau	17	ROYAL VALE HS
9.38	11	Kenisha Sylvester John	17	ROYAL VALE HS
9.44				

PRELIMS

	1	Maya John	17	BEACONSFIELD HS	
8.45	Q	2	Hailey Geary	17	HOWARD S BILLINGS HS
8.65	Q	3	Ashley Ware	17	LASALLE COMM COMP HS
8.74	Q	4	Pamela Griorelio	17	VILLA MARIA HS
8.89	Q	5	Tyannah Parks-Pompey	17	LASALLE COMM COMP HS
8.96	Q	6	Ranee-Inez Henegan-Comeau	17	ROYAL VALE HS
9.08	Q	7	Justine Soles	17	BEACONSFIELD HS
9.16	Q	8	Amanda Iaboni	17	LESTER B PEARSON HS
9.22	Q	9	Taylor Lafave	17	BEACONSFIELD HS
9.25	Q	10	Kenisha Sylvester John	17	ROYAL VALE HS
9.34	Q	11	Jenna Pohl	17	LASALLE COMM COMP HS
9.35	Q	12	Moysha Mory	17	BEURLING ACADEMY
9.43	Q	13	Michelle Simoneau	17	LESTER B PEARSON HS
9.48		14	Amelia Barberio	17	VILLA MARIA HS
9.54		15	Lamees Aljoundi	17	LAURENHILL ACADEMY
9.66		16	Hannah Evans	17	HERZLIAH HS

9.68	17	Maria Petrella	17	LESTER B PEARSON HS
9.70	18	Brittey Dumay	17	ROYAL VALE HS
9.86	19	Kadajah West-Phillipeaux	17	RIVERDALE HS
9.87	20	Angela Petrella	17	LESTER B PEARSON HS
9.88	21	Jade McClellan	17	BEACONSFIELD HS
9.94	22	Thalia Graham	17	JOHN RENNIE HS
10.23	23	Erin Eves	17	JOHN RENNIE HS
10.83	24	Megha Patel	17	ROYAL VALE HS
12.73				

[\[Top of Page\]](#) [\[Event List\]](#)

Event 26 GIRLS 16-18 Juvenile 200m Run

MARK		NAME		TEAM
	1	Maya John	17	BEACONSFIELD HS
28.22	2	Hailey Geary	17	HOWARD S BILLINGS HS
28.67	3	Brenna Lee	17	LASALLE COMM COMP HS
28.77	4	Pamela Griorelio	17	VILLA MARIA HS
29.91	5	Tyannah Parks-Pompey	17	LASALLE COMM COMP HS
30.61	6	Taylor Lafave	17	BEACONSFIELD HS
30.71	7	Meaghan Kilmartin	17	WESTWOOD HS
30.84	8	Amanda Iaboni	17	LESTER B PEARSON HS
31.08	9	Ranee-Inez Henegan-Comeau	17	ROYAL VALE HS
31.18	10	Ashley Ware	17	LASALLE COMM COMP HS
31.53	11	Jenna Pohl	17	LASALLE COMM COMP HS
32.33	12	Amelia Barberio	17	VILLA MARIA HS
32.34	13	Justine Soles	17	BEACONSFIELD HS
33.14	14	Lamees Aljoundi	17	LAURENHILL ACADEMY
33.15	15	Gisella Andrade	17	BEURLING ACADEMY
33.73	16	Carlie Robillard	17	HOWARD S BILLINGS HS
33.92	17	Maria Petrella	17	LESTER B PEARSON HS
33.98	18	Alexa Landreville	17	VILLA MARIA HS

34.07				
	19	Sophie Hallot	17	WESTWOOD HS
34.52				
	20	Leslye Stangle	17	BEURLING ACADEMY
35.73				
	21	Jade McClellan	17	BEACONSFIELD HS
36.29				
	22	Liat Schrier	17	ROYAL VALE HS
37.89				
	23	Nirognie Sinnathuri	17	LAURIER MACDONALD HS
38.63				
	24	Trina D`antonio	17	LAURIER MACDONALD HS
39.07				
	25	Catheriine Chaloux	17	LAURIER MACDONALD HS
42.68				
	26	Megha Patel	17	ROYAL VALE HS
49.25				

[\[Top of Page\]](#) [\[Event List\]](#)

Event 27 GIRLS 16-18 Juvenile 400m Run

MARK		NAME		TEAM
	1	Meaghan Kilmartin	17	WESTWOOD HS
1:09.97				
	2	Hailey Geary	17	HOWARD S BILLINGS HS
1:12.52				
	3	Kathleen Ryan Watson	17	VILLA MARIA HS
1:18.73				
	4	Kelly MacDonald	17	VILLA MARIA HS
1:21.81				
	5	Sophie Hallot	17	WESTWOOD HS
1:25.84				
	6	Nirognie Sinnathuri	17	LAURIER MACDONALD HS
1:37.06				
	7	Olivia Bayuis	17	LAURIER MACDONALD HS
1:39.39				
	8	Trina D`antonio	17	LAURIER MACDONALD HS
1:40.59				
	9	Catheriine Chaloux	17	LAURIER MACDONALD HS
2:01.20				

[\[Top of Page\]](#) [\[Event List\]](#)

Event 28 GIRLS 16-18 Juvenile 800m Run

MARK		NAME		TEAM
	1	Brenna Lee	17	LASALLE COMM COMP HS
2:47.67				
	2	Hailey Geary	17	HOWARD S BILLINGS HS
2:50.25				

2:50.66	3	Kathleen Ryan Watson	17	VILLA MARIA HS
	4	Meaghan Kilmartin	17	WESTWOOD HS
2:50.87				
	5	Zihan Cai	17	LOWER CANADA COLLEGE
3:15.22				
	6	Rubini Kulasegarampillai	17	VILLA MARIA HS
3:15.30				
	7	Kelly MacDonald	17	VILLA MARIA HS
3:16.29				
	8	Sophie Hallot	17	WESTWOOD HS
3:17.42				
	9	Alessia Palezzese	17	VILLA MARIA HS
3:24.31				
	10	Maria Echegaray	17	VILLA MARIA HS
3:28.11				
	11	Arizona Stroppetti	17	JOHN RENNIE HS
3:51.37				
	12	Liat Schrier	17	ROYAL VALE HS
4:00.19				
	13	Olivia Bayuis	17	LAURIER MACDONALD HS
4:00.53				

[\[Top of Page\]](#) [\[Event List\]](#)

Event 29 GIRLS 16-18 Juvenile 1500m Run

MARK		NAME		TEAM
	1	Mirthe Peutz	17	BEACONSFIELD HS
6:08.72				
	2	Sabrina Centorami	17	VILLA MARIA HS
6:09.72				
	3	Laurel Lennox	17	VILLA MARIA HS
6:35.43				
	4	Sara Lecesse	17	VILLA MARIA HS
6:44.56				
	5	Caitlin Bard	17	VILLA MARIA HS
6:47.87				
	6	Samantha Kostiuik	17	LASALLE COMM COMP HS
6:54.20				
	7	Rubini Kulasegarampillai	17	VILLA MARIA HS
7:03.35				
	8	Zihan Cai	17	LOWER CANADA COLLEGE
7:20.04				

[\[Top of Page\]](#) [\[Event List\]](#)

Event 30 GIRLS 16-18 Juvenile 3000m Run

MARK		NAME		TEAM
	1	Mirthe Peutz	17	BEACONSFIELD HS

13:57.98			
2	Laurel Lennox	17	VILLA MARIA HS
14:22.26			
3	Sara Lecesse	17	VILLA MARIA HS
14:26.33			
4	Hannah Evans	17	HERZLIAH HS
14:26.35			
5	Samantha Kostiuik	17	LASALLE COMM COMP HS
14:29.67			
6	Julia Rodighiero	17	VILLA MARIA HS
14:57.20			
7	Maria Echegaray	17	VILLA MARIA HS
15:06.80			

[\[Top of Page\]](#) [\[Event List\]](#)

Event 31 GIRLS 16-18 Juvenile 60m Hurdles

MARK	NAME		TEAM
	1 Brenna Lee	17	LASALLE COMM COMP HS
11.21			
2	Michelle Simoneau	17	LESTER B PEARSON HS
12.07			
3	Kenisha Sylvester John	17	ROYAL VALE HS
12.12			
4	Ranee-Inez Henegan-Comeau	17	ROYAL VALE HS
12.35			
5	Megan Peloquin	17	HOWARD S BILLINGS HS
12.75			
6	Liat Schrier	17	ROYAL VALE HS
16.18			
7	Kadajah West-Phillipeaux	17	RIVERDALE HS
16.20			

[\[Top of Page\]](#) [\[Event List\]](#)

Event 32 GIRLS 16-18 Juvenile 4x200m Relay

MARK	NAME		TEAM
	1 Villa Maria HS A		VILLA MARIA HS
2:05.48			
2	Beaconsfield HS A		BEACONSFIELD HS
2:06.98			
3	LaSalle Comm Comp HS A		LASALLE COMM COMP HS
2:08.72			
4	Lester B Pearson HS A		LESTER B PEARSON HS
2:16.03			
5	Royal Vale HS A		ROYAL VALE HS
2:25.29			

[\[Top of Page\]](#) [\[Event List\]](#)

Event 33 GIRLS 16-18 Juvenile High Jump

MARK	NAME		TEAM
1.45m	1 Brenna Lee	17	LASALLE COMM COMP HS
1.15m	2 Megan Peloquin	17	HOWARD S BILLINGS HS
1.00m	3 Kacey Vadeboncoeur	17	LESTER B PEARSON HS

[\[Top of Page\]](#) [\[Event List\]](#)

Event 34 GIRLS 16-18 Juvenile Long Jump

MARK	NAME		TEAM
4.38m	1 Brenna Lee	17	LASALLE COMM COMP HS
4.23m	2 Maya John	17	BEACONSFIELD HS
4.21m	3 Hailey Geary	17	HOWARD S BILLINGS HS
3.69m	4 Zihan Cai	17	LOWER CANADA COLLEGE
3.61m	5 Kacey Vadeboncoeur	17	LESTER B PEARSON HS
3.40m	6 Thalia Graham	17	JOHN RENNIE HS
3.33m	7 Erin Eves	17	JOHN RENNIE HS
3.33m	7 Ashley Rodney	17	LESTER B PEARSON HS
3.26m	9 Ranee-Inez Henegan-Comeau	17	ROYAL VALE HS
3.25m	10 Kethleen Cesaire	17	LESTER B PEARSON HS
3.25m	10 Michelle Simoneau	17	LESTER B PEARSON HS
3.24m	12 Megan Peloquin	17	HOWARD S BILLINGS HS
3.13m	13 Kadajah West-Phillipeaux	17	RIVERDALE HS
3.05m	14 Jenna Pohl	17	LASALLE COMM COMP HS
3.03m	15 Nirognie Sinnathuri	17	LAURIER MACDONALD HS
2.94m	16 Hannah Evans	17	HERZLIAH HS
2.85m	17 Samantha Kostiuik	17	LASALLE COMM COMP HS
2.48m	18 Trina D`antonio	17	LAURIER MACDONALD HS

19 Catheriine Chaloux 17
2.45m

LAURIER MACDONALD HS

[\[Top of Page\]](#) [\[Event List\]](#)

Event 35 GIRLS 16-18 Juvenile Triple Jump

MARK	NAME		TEAM
1	Megan Peloquin	17	HOWARD S BILLINGS HS
7.93m			
2	Kacey Vadeboncoeur	17	LESTER B PEARSON HS
7.86m			
3	Hailey Geary	17	HOWARD S BILLINGS HS
7.68m			
4	Zihan Cai	17	LOWER CANADA COLLEGE
7.59m			
5	Kethleen Cesaire	17	LESTER B PEARSON HS
7.33m			
6	Erin Eves	17	JOHN RENNIE HS
6.79m			
7	Ashley Rodney	17	LESTER B PEARSON HS
6.73m			
8	Nirognie Sinnathuri	17	LAURIER MACDONALD HS
6.44m			
9	Trina D`antonio	17	LAURIER MACDONALD HS
6.18m			

[\[Top of Page\]](#) [\[Event List\]](#)

Event 36 GIRLS 16-18 Juvenile Shot Put

MARK	NAME		TEAM
1	Hailey Geary	17	HOWARD S BILLINGS HS
8.03m			
2	Brenna Lee	17	LASALLE COMM COMP HS
7.84m			
3	Megan Peloquin	17	HOWARD S BILLINGS HS
7.66m			
4	Kethleen Cesaire	17	LESTER B PEARSON HS
7.46m			
5	Moysha Mory	17	BEURLING ACADEMY
7.29m			
6	Erin Eves	17	JOHN RENNIE HS
6.56m			
7	Ashley Rodney	17	LESTER B PEARSON HS
6.27m			
8	Gisella Andrade	17	BEURLING ACADEMY
6.26m			
9	Carlie Robillard	17	HOWARD S BILLINGS HS
6.19m			
10	Trina D`antonio	17	LAURIER MACDONALD HS

5.53m				
	11	Catheriine Chaloux	17	LAURIER MACDONALD HS
4.74m				
	12	Megha Patel	17	ROYAL VALE HS
4.42m				
	13	Olivia Bayuis	17	LAURIER MACDONALD HS
3.77m				

[\[Top of Page\]](#) [\[Event List\]](#)

GMAA Indoor Track & Field Girls Meet 2014

March 20th, 2014

Claude Robillard

03/20/2014 - 03/20/2014

Meet Scores

FEMALE TEAM Age Group 11 - 13			
1	LOWER CANADA COLLEGE	LCC	47.000
2	RIVERDALE HS	RIV	31.000
3	HOWARD S BILLINGS HS	HSB	30.500
4	WESTWOOD HS	WWHS	28.500
5	VILLA MARIA HS	VILL	25.000
6	BEACONSFIELD HS	BHS	21.000
7	JOHN PAUL 1 HS	JP1	18.000
8	ROYAL WEST ACADEMY	ROY	15.000
9	LESTER B PEARSON HS	LBPH	12.000
9	LAURENHILL ACADEMY	LAUR	12.000
11	PIERREFONDS COMP HS	PCHS	11.000
12	BEURLING ACADEMY	BA	8.000
13	ROYAL VALE HS	RVAL	5.000
FEMALE TEAM Age Group 14 - 15			
1	ROYAL WEST ACADEMY	ROY	68.000
2	HOWARD S BILLINGS HS	HSB	63.500
3	VILLA MARIA HS	VILL	29.000
4	LASALLE COMM COMP HS	LCCH	27.000
5	WESTWOOD HS	WWHS	21.500
6	LAURENHILL ACADEMY	LAUR	20.000
7	LOWER CANADA COLLEGE	LCC	13.500
8	BEACONSFIELD HS	BHS	12.000
9	KAHNAWAKE SS	KSS	4.000
10	ROYAL VALE HS	RVAL	3.500
11	MACDONALD HS	MACD	1.000
11	LAURIER MACDONALD HS	LMAC	1.000
FEMALE TEAM Age Group 16 - 18			
1	HOWARD S BILLINGS HS	HSB	53.000
2	LASALLE COMM COMP HS	LCCH	51.000
3	VILLA MARIA HS	VILL	50.000
4	BEACONSFIELD HS	BHS	40.000
5	LESTER B PEARSON HS	LBPH	24.000
6	WESTWOOD HS	WWHS	12.000
7	ROYAL VALE HS	RVAL	10.000
8	LOWER CANADA COLLEGE	LCC	8.000

9	JOHN RENNIE HS	JRHS	3.000
9	HERZLIAH HS	HZHS	3.000
11	BEURLING ACADEMY	BA	2.000
12	LAURIER MACDONALD HS	LMAC	1.000

FEMALE INDIVIDUAL Age Group 11 - 13

1	GREEN, DEONDRA	RIVERDALE HS	28.000
2	JOHN, KATHLEEN	BEACONSFIELD HS	14.000
3	TELLIER, VIVIANNE	LOWER CANADA COLLEGE	13.000
4	BETHELMY, JASMINE	VILLA MARIA HS	12.000
4	DONOVAN, ASHLEY	LESTER B PEARSON HS	12.000
4	VACCARO, ALISSA	JOHN PAUL 1 HS	12.000
7	LEVY, EMMA	LOWER CANADA COLLEGE	10.000
8	WISEMAN, ANNIE	LOWER CANADA COLLEGE	7.000
8	LEROUX, ANNIE-PIER	WESTWOOD HS	7.000
8	HORSFORD, ZAKIYA	BEURLING ACADEMY	7.000
8	HOUGH, VICTORIA	VILLA MARIA HS	7.000
8	NEAL, ALEXA	HOWARD S BILLINGS HS	7.000
8	DESRUISSEAU, SABRINA	HOWARD S BILLINGS HS	7.000
8	O`CONNOR, ROBYN	WESTWOOD HS	7.000
8	MCNEAL CRUICKSHANK, N`YAH	LAURENHILL ACADEMY	7.000
8	LOOPER, ALLISON	ROYAL WEST ACADEMY	7.000
17	RAPOSO, VANESSA	VILLA MARIA HS	6.000
18	SMITH, TANAYA	PIERREFONDS COMP HS	5.000
18	MAKAROV, MARIA	LOWER CANADA COLLEGE	5.000
18	MCCORMICK, ERIN	WESTWOOD HS	5.000
18	ELO-OSSEBI, MOUASSENE	HOWARD S BILLINGS HS	5.000
22	OBERMAN, LAURYN	LOWER CANADA COLLEGE	4.000
22	DESABRAIS, SHERIDAN	HOWARD S BILLINGS HS	4.000
22	KLUMPERAAR, CHANTAL	BEACONSFIELD HS	4.000
22	TASILLO, BRIANA	JOHN PAUL 1 HS	4.000
22	BAILLAIRGE, AUDREY	ROYAL WEST ACADEMY	4.000
22	DELLA ROCCA, CASSANDRA	ROYAL WEST ACADEMY	4.000
28	HUSSAIN-ROBERT, SADE	LAURENHILL ACADEMY	3.000
28	CATWELL, MYIAH	ROYAL VALE HS	3.000
28	LEMIEUX, JADYN	HOWARD S BILLINGS HS	3.000
28	WALLWORK, REBECCA	BEACONSFIELD HS	3.000
32	WHITE, MELIKA	ROYAL VALE HS	2.000
32	REID, KIANA	PIERREFONDS COMP HS	2.000
32	CARAYANNIS, KATERINA	LOWER CANADA COLLEGE	2.000
35	GREGOIRE, VICTORIA	WESTWOOD HS	1.500
35	DAVIDSON, KATHLEEN	HOWARD S BILLINGS HS	1.500
37	GROUX, CELESTE	HOWARD S BILLINGS HS	1.000
37	BURAK, SYDNEY	LOWER CANADA COLLEGE	1.000
37	TOMASSINI, DAHLIA	JOHN PAUL 1 HS	1.000
37	RICCI, ISABELLA	JOHN PAUL 1 HS	1.000
37	KING, VICTORIA	HOWARD S BILLINGS HS	1.000

37	MARTINEAU-SEGUIN, EMILIE	WESTWOOD HS	1.000
37	VASQUEZ, GRACIELA	BEURLING ACADEMY	1.000
FEMALE INDIVIDUAL Age Group 14 - 15			
1	FRANTZ, KIRSTEN	ROYAL WEST ACADEMY	33.000
2	SAVORY, JORDEN	LASALLE COMM COMP HS	21.000
3	WILLIAMS, KAYLYN	HOWARD S BILLINGS HS	20.500
4	WILLIAMS, NAQUITA	HOWARD S BILLINGS HS	15.000
5	BERUBE, VICTORIA	WESTWOOD HS	13.000
6	SADAKA, ARIELLE	ROYAL WEST ACADEMY	12.000
7	FRACASSI, NATASHA	BEACONSFIELD HS	10.000
7	STRICKLAND, LILY	VILLA MARIA HS	10.000
9	ALI, SANA	LAURENHILL ACADEMY	9.500
10	MONTES, SYBELLE	HOWARD S BILLINGS HS	9.000
11	VALLIERES, RACHEL	HOWARD S BILLINGS HS	7.000
12	WILKINSON, BAILEY	HOWARD S BILLINGS HS	6.000
12	LAWLER, MADDY	ROYAL WEST ACADEMY	6.000
12	LAZARIS, CRISTINA	LAURENHILL ACADEMY	6.000
12	ALLEN-BECKLES, KEIYA	LASALLE COMM COMP HS	6.000
16	TORY, ROBIN	LOWER CANADA COLLEGE	5.000
16	PICCOLO, KIARA	VILLA MARIA HS	5.000
16	MORRIS, SHEILA	VILLA MARIA HS	5.000
19	ROBERTSON, ANGEL	KAHNAWAKE SS	4.000
19	ATSAIDIS, ZOE	LOWER CANADA COLLEGE	4.000
21	WILLIAMS, KHANDIDEH	ROYAL VALE HS	3.500
22	SALZMAN, LEAH	LOWER CANADA COLLEGE	3.000
22	RUDORFER-LEE, SOPHIA	HOWARD S BILLINGS HS	3.000
22	RANDOLPH, HANNAH	ROYAL WEST ACADEMY	3.000
22	JANG, MADDY	ROYAL WEST ACADEMY	3.000
26	IANNOTTI, VICTORIA	ROYAL WEST ACADEMY	2.500
26	TRAVISANO, VANESSA	ROYAL WEST ACADEMY	2.500
26	ALPHORD, THERESA	LAURENHILL ACADEMY	2.500
29	HOFFMAN, EMMA LEE	ROYAL WEST ACADEMY	2.000
29	WEBERBAUER, KATERINA	VILLA MARIA HS	2.000
29	DUNLOP, VICTORIA	BEACONSFIELD HS	2.000
32	KUZIK, LAUREN	WESTWOOD HS	1.500
33	CICCOTOSTO, ALESSANDRA	LAURIER MACDONALD HS	1.000
33	PAPANASTASIOU, ALEXA	LOWER CANADA COLLEGE	1.000
33	COLANGELO, SOPHIE	VILLA MARIA HS	1.000
33	BELLEMARE, SOFIA	VILLA MARIA HS	1.000
37	GREELEY, ALEXA	LOWER CANADA COLLEGE	.500

FEMALE INDIVIDUAL Age Group 16 - 18

1	LEE, BRENNIA	LASALLE COMM COMP HS	37.000
2	GEARY, HAILEY	HOWARD S BILLINGS HS	35.000
3	JOHN, MAYA	BEACONSFIELD HS	19.000
4	PELOQUIN, MEGAN	HOWARD S BILLINGS HS	18.000
5	PEUTZ, MIRTHE	BEACONSFIELD HS	14.000

6	VADEBONCOEUR, KACEY	LESTER B PEARSON HS	11.000
7	KILMARTIN, MEAGHAN	WESTWOOD HS	10.000
8	LENNOX, LAUREL	VILLA MARIA HS	9.000
9	CAI, ZIHAN	LOWER CANADA COLLEGE	8.000
9	RYAN WATSON, KATHLEEN	VILLA MARIA HS	8.000
11	GRIORELIO, PAMELA	VILLA MARIA HS	7.000
11	LECESSE, SARA	VILLA MARIA HS	7.000
13	SIMONEAU, MICHELLE	LESTER B PEARSON HS	5.000
13	CESAIRE, KETHLEEN	LESTER B PEARSON HS	5.000
13	CENTORAMI, SABRINA	VILLA MARIA HS	5.000
16	SYLVESTER JOHN, KENISHA	ROYAL VALE HS	4.000
16	PARKS-POMPEY, TYANNAH	LASALLE COMM COMP HS	4.000
18	EVANS, HANNAH	HERZLIAH HS	3.000
18	HENEGAN-COMEAU, RANEE-INEZ	ROYAL VALE HS	3.000
18	KOSTIUK, SAMANTHA	LASALLE COMM COMP HS	3.000
18	MACDONALD, KELLY	VILLA MARIA HS	3.000
18	WARE, ASHLEY	LASALLE COMM COMP HS	3.000
23	BARD, CAITLIN	VILLA MARIA HS	2.000
23	HALLOT, SOPHIE	WESTWOOD HS	2.000
23	MORY, MOYSHA	BEURLING ACADEMY	2.000
23	EVES, ERIN	JOHN RENNIE HS	2.000
27	KULASEGARAMPILLAI, RUBINI	VILLA MARIA HS	1.000
27	RODIGHIERO, JULIA	VILLA MARIA HS	1.000
27	SINNATHURI, NIROGNIE	LAURIER MACDONALD HS	1.000
27	SCHRIER, LIAT	ROYAL VALE HS	1.000
27	LAFAVE, TAYLOR	BEACONSFIELD HS	1.000
27	GRAHAM, THALIA	JOHN RENNIE HS	1.000
27	SOLES, JUSTINE	BEACONSFIELD HS	1.000

GMAA Hockey Final Standings 2013-2014

12-Jun-14

11:40:42 AM

	School	Games	Win	Loss	Tie	Goals For	Goals Against	Points
JB1A								
17	Kuper Academy	17	16	0	1	123	28	33
	Loyola High School	17	14	1	2	104	26	30
	Pierrefonds Comprehensive HS	17	8	7	2	61	61	18
	John Rennie High School	17	8	9	0	56	69	16
	St Thomas High School	17	5	8	4	33	50	14
	Lindsay Place HS	17	4	12	1	61	112	9
JB1B								
	Lower Canada College	18	13	2	3	70	18	29
	Heritage Regional High School	18	14	4	0	94	29	28
18	College Regina Assumpta	18	8	8	2	40	45	18
	Lester B Pearson High School	18	6	11	1	44	53	12
	Howard S. Billings High School	18	4	13	1	39	97	9
	Centennial Regional High School	18	3	14	1	30	115	7
	Selwyn House School	18	2	16	0	21	73	4
JB3A								
12	Royal West Academy	12	9	1	2	68	27	20
	Kahnawake Survival School	12	7	2	3	75	32	17
	West Island College	12	4	7	1	49	77	9
	Bialik High School	12	1	11	0	26	82	1
JG1A								
14	Kuper Academy	14	11	2	1	83	25	23
	College Notre Dame	14	11	3	0	71	27	22
	Heritage Regional High School	14	9	4	1	53	24	19
	St Thomas High School	14	9	5	0	65	49	18
	Queen of Angels Academy	14	6	7	1	40	61	13
	Centennial Regional High School	14	4	8	2	60	69	10
	Lower Canada College	14	2	11	1	26	76	5
	Sacred Heart School	14	1	13	0	21	88	2
BB1A								
16	Kuper Academy	16	12	2	2	97	27	26
	College de L'Assumption	16	12	3	1	81	33	25
	Loyola High School	16	10	3	3	69	36	23
	Lower Canada College	16	8	5	3	51	52	19
	Heritage Regional High School	16	7	7	2	41	42	16
	St Thomas High School	16	7	8	1	38	60	15
	John Rennie High School	16	4	12	0	34	87	8
	College Regina Assumpta	16	4	12	0	37	63	8
	Selwyn House School	16	1	13	2	22	70	4
	Lester B. Pearson High School	0	0	0	0	0	0	0
BB3A								
6	Beaconsfield High School	6	5	0	1	29	15	11
	Pierrefonds Comprehensive HS	6	1	3	2	16	21	4
	Centennial Regional High School	6	1	4	1	14	23	3
	Bialik High School	0	0	0	0	0	0	0
	MotherTheresa Jr High School	0	0	0	0	0	0	0
PW1A								
16	Loyola High School	16	14	0	2	90	22	30
	MotherTheresa Jr High School	16	6	7	3	69	83	15

	Lower Canada College	16	7	9	0	52	56	14
	Selwyn House School	16	6	9	1	48	67	13
	Ecole Secondaire Des Sources	15	5	8	2	26	31	7
	Kuper Academy	14	3	9	2	42	53	6
PW1B								
	Howard S. Billings High School	16	14	2	0	83	34	28
16	Vincent Massey Collegiate	15	10	5	0	57	37	20
	Heritage Regional High School	16	9	6	1	64	43	19
	West Island College	16	6	10	0	56	84	12
	College Regina Assumpta	16	5	10	1	36	68	10
	Lester B. Pearson High School	16	3	13	0	28	73	3

G.M.A.A. Hockey Playoff Grid 2014 **HOME TEAMS PLEASE CONFIRM DATE AND TIME**

Red = Tentative
 Black = Confirmed

27-02-2014 9:08

PeeWee Boys Division 1 - 2 Sections (Top 4 from each section)

Quarter Final	Semi Final	Final	Champions
---------------	------------	-------	-----------

LOY - 1A (Home) - 4

P2 - Wednesday, February 19th - 3:00pm

LOY (Home) - 4

WIC - 4B - 3

P22 - Monday, February 24th - 3:00pm

LOY (Home) - 5

LCC - 3A - 1

P10 - Monday, February 17th - 3:00pm

LCC - 1

VMC - 2B (Home) - 0

P24 - Tuesday, February 25th - 2:00pm
 Glenn Chamandy arena

Loyola High School
 Game MVP: Massimo Greco - LOY

MTJHS - 2A (Home) - 3

P7 - Tuesday, February 18th - 2:30pm

HRHS - 8

HRHS - 3B - 6

P19 - Thursday, February 20th - 3:30pm

HRHS - 1

4A - SELW - 2

P6 - Monday February 17th- 3:15pm

HSBHS (Home) - 0

HSBHS - 1B (Home) - 4

Bantam Boys Boys Division 3 - 1 Section (Top 3)

Semi Final	Final	Champions
------------	-------	-----------

BHS - 1st - 2 / 3

(Best 2/3)

CRHS - 1

February 21st / 25th

Pierrefonds Comprehensive HS

P11 - Tuesday, February 18th - 3:00pm

P21 / P28

Game MVP: Justin Puma - PCHS

PCHS - 4 / 5

PCHS (Home) - 10

Bantam Boys Division 1 - 1 Section (Top 6)

Quarter Final

Semi Final

Final

Champions

KUPER - 1st (Home) - 5

HRHS - 5th - 1

P13 - Thursday, February 20th - 1:00pm (DH)

KUPER (Home) - 3

P3 - Tuesday, February 18th - 3:00pm - DH

LCC - 0

LCC - 4th (Home) - 5

P26 - Tuesday, February 25th - 6:00pm
Glenn Chamandy arena

Loyola High School
Game MVP: Gabriel Sari - LOY

LOY - 3rd (Home) - 8

P1 Tuesday, February 18th - 3:00pm

LOY - (Home) - 3

STT - 6th - 3

P14 - Friday February 21st - 3:00pm

LOY - 4 (OT)

CLA - 2nd - 0

Juvenile Boys Boys Division 3 - 1 Section (Top 3)

Semi Final

Final

Champions

ROYAL - 1st (Home) - 2

WIC - 3rd - 5

P29 - Wednesday, February 26th - 3:00pm

Khanawake Survival School
Game MVP: Eric McComber - KSS

P16 - Monday, February 17th - 2:00pm

KSS - 6

KSS - 2nd (Home) - 10

Juvenile Boys Division 1 - 2 Sections (Top 4 from each section)

Quarter Final

Semi Final

Final

Champions

KUPER - 1A (Home) - 5

P9 - Tuesday, February 18th - 3:00pm

KUPER (Home) - 4

LBPHS - 4B - 0

P17 - Thursday, February 20th - 3:00pm (DH)

KUPER (Home) - 4 (OT)

PCHS - 3A - 2

P8 - Monday, February 17th - 2:45pm

HRHS - 2

HRHS - 2B (Home) - 4

P27 - Tuesday, February 25th - 8:00pm

Glenn Chamandy arena

Kuper Academy

Game MVP: Peter Konidis - KUPER

LOY - 2A (Home) - 5

P5 - Monday, February 17th - 3:00pm

LOY (Home) - 3

CRA - 3B - 0

P18 - Thursday, February 20th - 3:00pm

LOY - 3

JRHS - 4A - 4

P4 - Tuesday February 18th - 4:30pm - DH

JRHS - 2

LCC - 1B (Home) - 2

Juvenile Girls Division 1 - 1Section (Top 6)

Quarter Final

Semi Final

Final

Champions

KUPER - 1st (Home) - 4

QAA - 5th - 4

P20 - Thursday, February 20th - 3:15pm

KUPER (Home) - 2

P12 - Tuesday, February 18th - 2:00pm

DDO Civic Centre

QAA - 1

STT - 4th (Home) - 1

P25 - Tuesday, February 25th - 4:00pm

Glenn Chamandy arena

Kuper Academy

Game MVP: Victoria Bakopanos - KUPER

HRHS - 3rd (Home) - 6

P15 - Tuesday, February 18th - 2:30pm

HRHS - 2

CRHS - 6th - 3

P23 - Thursday, February 20th - 4:20pm

HRHS - 0

1998 basketball

G.M.A.A. Hockey Playoff Summary 2014

Red - Tentative Black / Blue- Confirmed

21-02-2014 9:00

WP5 - LOY

Date	Score Sheet	Game Nos.	Round	Level	Visitor	Score	Home	Score	Off	TIME	Location
Monday Feb. 17th	*	P5	QF	JB1	3B - CRA	0	2A - LOY	5		3:00pm	Ed Meagher arena
Monday Feb. 17th	*	P10	QF	PW	3A - LCC	1	2B - VMC	0		3:00pm	Etienne Desmarteau arena
Monday Feb. 17th	*	P16	SF	JB3	3rd - WIC	5	2nd - KSS	10		2:00pm	Kahnawake Sports Complex
Monday Feb. 17th	*	P6	QF	PW	4A - SELW	2	1B - HSBHS	4		3:15pm	Centre Multisport de Chateauguay
Monday Feb. 17th		P8	QF	JB1	3A - PCHS	2	2B - HRHS	4		2:45pm	Roseanne Laflamme arena
Tuesday Feb 18th		P1	QF	BB1	6th - STT	3	3rd - LOY	8		3:00pm	Ed Meagher arena
Tuesday Feb 18th	*	P3	QF	BB1	5th - HRHS	1	4th - LCC	5		3:00pm	Glenn Chamandy arena
Tuesday Feb 18th	*	P4	QF	JB1	4A - JRHS	4	1B - LCC	2		4:30pm	Glenn Chamandy arena
Tuesday Feb. 18th		P7	QF	PW	3B - HRHS	6	2A - MTJHS	3		2:30pm	Complexe Sportif Guimond
Tuesday Feb. 18th		P9	QF	JB1	4B - LBPHS	0	1A - KUPER	5		3:00pm	Pierrefonds Sportsplexe 4 Glaces
Tuesday Feb. 18th	*	P11	SF	BB3	CRHS	1	PCHS	10		3:00pm	Pierrefonds Sportsplexe 4 Glaces
Tuesday Feb. 18th	*	P12	QF	JG	5th - QAA	4	4th - STT	1		2:00pm	DDO Civic Centre
Tuesday Feb. 18th	*	P15	QF	JG	6th - CRHS	3	3rd - HRHS	6		2:30pm	Roseanne Laflamme arena
Wednesday Feb. 19th		P2	QF	PW	4B - WIC	3	1A - LOY	4		3:00pm	Ed Meagher arena
Thursday Feb. 20th		P13	SF	BB1	W P3 - LCC	0	1st - KUPER	5		1:00pm	Pierrefonds Sportsplexe 4 Glaces
Thursday Feb. 20th		P17	SF	JB1	W P8 - HRHS	2	W P9 - KUPER	4		3:00pm	Pierrefonds Sportsplexe 4 Glaces
Thursday Feb. 20th		P18	SF	JB1	W P4 - JRHS	2	WP5 - LOY	3		3:00pm	Ed Meagher arena
Thursday Feb. 20th		P20	SF	JG	W P12 - QAA	1	1st - KUPER	4		3:15pm	Pierrefonds Sportsplexe 4 Glaces

Thursday Feb. 20th	*	P19	SF	PW	W P7 - HRHS	8	WP6 - HSBHS	0	3:30pm	Centre Multisport de Chateauguay
Thursday Feb. 20th	*	P23	SF	JG	W P15 - HRHS	2	2nd - CND	0	4:20pm	Collège Notre Dame arena
Friday Feb. 21st		P14	SF	BB1	2nd - CLA		W P1 - LOY		3:00pm	Ed Meagher arena
Friday Feb. 21st		P21	Final 1	BB3	1st - BHS		W P11 - PCHS		3:00pm	Pierrefonds Sportsplexe 4 Glaces
Monday Feb. 24th		P22	SF	PW	WP10 - LCC		W P2 - LOY		3:00pm	Ed Meagher arena
Tuesday Feb. 25th		P24	Final	PW	HRHS		Winner P22		2:00pm	Glenn Chamandy arena
Tuesday Feb. 25th		P25	Final	JG	HRHS		KUPER		4:00pm	Glenn Chamandy arena
Tuesday Feb. 25th		P26	Final	BB1	Winner P13		KUPER		6:00pm	Glenn Chamandy arena
Tuesday Feb. 25th		P27	Final	JB1	LOY		KUPER		8:00pm	Glenn Chamandy arena
Tuesday Feb. 25th		P28	Final 2	BB3	PCHS		BHS		2:30pm	Beaconsfield arena
Wednesday Feb. 26th		P29	Final	JB3	KSS		1st - ROYAL		3:00pm	Montreal West arena
Wednesday Feb. 26th		P30	Final 3	BB3	PCHS		BHS		3:00pm	Pierrefonds Sportsplexe 4 Glaces

Curling Playoffs 2014

Red- Tentative Black - Confirmed

Semi Final	Final	Champions
1st (Home) - STT - 2		
Monday Feb. 17th - 4:00pm	STT (Home) - 1	
4th - RIVHS - 0		
	Wednesday Feb 19th - 4:00pm	Westwood High School
3rd - SELW - 0	Glenmore Curling Club	
Wednesday Feb. 12th - 3:30pm	WWHS - 2	
2nd (Home) - WWHS - 2		

G.M.A.A. Wrestling Final Standings - 2013-2014**12-Jun-14**

11:42:18 AM

School	Games	Win	Loss	Tie	Points
<u>Juvenile Boys 1A</u>					
Beurling Academy	8	7	1	0	14
Loyola High School	8	7	1	0	14
Kahnawake Survival School	8	7	1	0	14
Selwyn House School	8	5	3	0	10
Vincent Massey Collegiate	8	3	5	0	6
Westwood High School	8	3	5	0	6
College Notre Dame	8	3	5	0	6
Heritage Regional High School	8	1	7	0	2
Bialik High School	8	0	8	0	0
	36				
<u>Juvenile Girls 1A</u>					
Kahnawake Survival School	5	5	0	0	10
Vincent Massey Collegiate	5	4	1	0	8
Westwood High School	5	3	2	0	6
Beurling Academy	5	2	3	0	4
Heritage Regional High School	5	1	4	0	2
College Notre Dame	5	0	5	0	0
	15				