

GMAA Badminton - Boys Individual Championship Results

Bantam Singles

- 1 Yu- ROYAL
- 2 Lefebvre-ROYAL
- 3 Du Mays-LAURN
- 4 El Tayar-EMCS

Midget Singles

- 1 Kamaldeen-LAURN
- 2 Lee- PCHS
- 3 Nagamuthu-JRHS
- 4 Thangathurai-ROYAL

Juvenile Singles

- 1 Kowalski- EMCS
- 2 Shatani- LCC
- 3 Lam- Selwyn
- 4 Srinivasan- STT

Bantam Doubles

- 1 Li/Xip- ROYAL
- 2 Lloyd/Dafniotis-LAURN
- 3 Cherry/Van Eyk- EMCS
- 4 Chumber/Iliopoulos- LAURN

Midget Doubles

- 1 Kelly/Silverstone- ROYAL
- 2 Capell/Lu-STT
- 3 Phaneuf/O'Shaughnessy-JRHS
- 4 McKirdy/Surette-JRHS

Juvenile Doubles

- 1 Sauvageau/El Tayar-EMCS
- 2 Posteraro/Pendenza-WIC
- 3 Patel/Understab JRHS
- 4 Kong/Lekim- ROYAL

G.M.A.A. Badminton FINAL Standings 2012

16/04/2012 7:56

School	Games	Win	Loss	Tie	Points
Juvenile Girls 1A					
Pierrefonds Comprehensive HS	3	3	0	0	6
Queen of Angels Academy	3	2	1	0	4
Westwood High School	3	0	2	1	1
John Rennie High School	3	0	2	1	1
Juvenile Girls 1B					
St Thomas High School	6	6	0	0	12
LaurenHill Academy	6	4	2	0	8
Lindsay Place High School	6	1	4	1	3
Lasalle Community Comprehensive HS	6	0	5	1	1
Juvenile Girls 1C					
Howard S Billings High School	6	3	0	3	9
ECS	6	2	0	4	8
Marymount Academy	6	2	1	3	7
Westmount High School	6	0	6	0	0
Juvenile Girls 1D					
Royal West Academy	8	7	0	1	15
Sacred Heart School of Montreal	8	6	1	1	13
Villa Maria High School	8	4	4	0	8
Trafalgar High School	8	2	6	0	4
The Study	8	0	8	0	0
Juvenile Boys 1A					
Emmanuel Christian School	5	5	0	0	10
St Thomas High School	5	3	1	1	7
West Island College	5	3	1	1	7
Westwood High School	5	2	3	0	4
Pierrefonds Comprehensive HS	5	1	4	0	2
Macdonald High School	5	0	5	0	0
Juvenile Boys 1B					
Selwyn House School	8	8	0	0	16
John Rennie High School	8	5	3	0	10
LaurenHill Academy	7	3	4	0	6
St Georges High School	8	2	5	1	5
Lasalle Community Comprehensive HS	7	0	6	1	1
Juvenile Boys 1C					
Royal West Academy	8	8	0	0	16
Rosemount High School	8	5	2	1	11
Lower Canada College	8	4	3	1	9
Westmount High School	8	1	6	1	3
Marymount Academy	8	0	7	1	1
Midget Girls 1A					
John Rennie High School	4	4	0	0	8
Pierrefonds Comprehensive HS	4	2	2	0	4
Queen of Angels Academy	4	2	2	0	4
Westwood High School	4	2	2	0	4
Macdonald High School	4	0	4	0	0
Midget Girls 1B					
Lindsay Place High School	8	8	0	0	16

	Lasalle Community Comprehensive HS	8	5	2	1	11
	LaurenHill Academy	8	4	3	1	9
	West Island College	8	1	6	1	3
	Lakeside Academy	8	0	7	1	1
Midget Girls 1C						
	ECS	10	10	0	0	20
	Marymount Academy	10	6	4	0	12
	Beurling Academy	10	5	5	0	10
	St Georges High School	10	4	4	2	10
	Westmount High School	10	3	7	0	6
	Howard S Billings High School	10	0	8	2	2
Midget Girls 1D						
	Villa Maria High School	8	7	0	1	15
	Royal West Academy	8	6	1	1	13
	The Study	8	3	4	1	7
	Trafalgar High School	8	2	5	1	5
	Sacred Heart School of Montreal	8	0	8	0	0
Midget Boys 1A						
	St Thomas High School	6	5	0	1	11
	Pierrefonds Comp. High School	6	4	1	1	9
	West Island College	6	2	4	0	4
	Macdonald High School	6	0	6	0	0
OUT	Westwood High School	0	0	0	0	0
Midget Boys 1B						
	John Rennie High School	8	7	1	0	14
	LaurenHill Academy	7	6	1	0	12
	Lasalle Community Comprehensive HS	7	3	4	0	6
	St Georges High School	8	3	5	0	6
	Lakeside Academy	8	0	8	0	0
Midget Boys 1C						
	Royal West Academy	6	6	0	0	12
	Westmount High School	6	4	2	0	8
	Howard S Billings High School	6	2	4	0	4
	Marymount Academy	6	0	6	0	0
Bantam Girls 1A						
	John Rennie High School	3	3	0	0	6
	Westwood High School	3	2	1	0	4
	Pierrefonds Comp. High School	2	1	0	1	3
	Queen of Angels Academy	4	1	2	1	3
	Macdonald High School	4	0	4	0	0
Bantam Girls 1B						
	West Island College	8	8	0	0	16
	St Thomas High School	8	6	2	0	12
	LaurenHill Academy	8	3	4	1	7
	Lindsay Place High School	7	1	6	0	2
	Lasalle Community Comprehensive HS	7	0	6	1	1
Bantam Girls 1C						
	ECS	6	6	0	0	12
	Westmount High School	6	4	2	0	8
	Howard S Billings High School	6	2	4	0	4
	Marymount Academy	6	0	6	0	0
Bantam Girls 1D						
	Royal West Academy	8	8	0	0	16
	Villa Maria High School	8	5	2	1	11
	Sacred Heart School of Montreal	8	4	3	1	9
	Trafalgar School	8	1	6	1	3

The Study	8	0	7	1	1
Bantam Boys 1A					
Emmanuel Christian School	8	7	0	1	15
West Island College	8	5	2	1	11
Westwood High School	8	5	3	0	10
Pierrefonds Comprehensive HS	8	1	6	1	3
St Thomas High School	8	0	7	1	1
Bantam Boys 1B					
LaurenHill Academy	7	7	0	0	14
John Rennie High School	8	5	2	1	11
Lakeside Academy	8	3	4	1	7
St Georges High School	8	3	5	0	6
Lasalle Community Comprehensive HS	7	0	7	0	0
Bantam Boys 1C					
Royal West Academy	6	6	0	0	12
Marymount Academy	6	4	2	0	8
Westmount High School	6	1	4	1	3
Howard S Billings High School	6	0	5	1	1

Badminton Team Championship Results 2012

Girls Results

Bantam School	
1st	ROYAL
2nd	ECS
3rd	WIC
4th	JRHS

Midget School	
1st	ECS
2nd	VILLA
3rd	LPHS
4th	JRHS

Juvenile School	
1st	STT
2nd	PCHS
3rd	ROYAL
4th	HSBHS

Boys Results

Bantam School	
1st	ROYAL
2nd	LAURN
3rd	MMA
4th	EMCS

Midget School	
1st	STT
2nd	ROYAL
3rd	JRHS
3rd	LAURN

Juvenile School	
1st	ROYAL
2nd	EMCS
3rd	SELW
4th	RHS

*2012 GMAA Track and Field Boys Championship Meet

Thursday, May 10th, 2012

St Laurent

10/05/2012 - 10/05/2012

Meet Results

[Ev# 1 BOYS 11-13 Bantam 100m Da](#)
[Ev# 5 BOYS 11-13 Bantam 1500m R](#)
[Ev# 9 BOYS 11-13 Bantam 4x400m](#)
[Ev# 13 BOYS 11-13 Bantam Triple](#)
[Ev# 17 BOYS 14-15 Midget 100m Da](#)
[Ev# 21 BOYS 14-15 Midget 1500m R](#)
[Ev# 25 BOYS 14-15 Midget 4x100m](#)
[Ev# 29 BOYS 14-15 Midget Long Ju](#)
[Ev# 33 BOYS 14-15 Midget Javelin](#)
[Ev# 37 BOYS 16-18 Juvenile 800m](#)
[Ev# 41 BOYS 16-18 Juvenile 400m](#)
[Ev# 45 BOYS 16-18 Juvenile Pole](#)
[Ev# 49 BOYS 16-18 Juvenile Discu](#)

[Ev# 2 BOYS 11-13 Bantam 200m Ru](#)
[Ev# 6 BOYS 11-13 Bantam 3000m R](#)
[Ev# 10 BOYS 11-13 Bantam High Ju](#)
[Ev# 14 BOYS 11-13 Bantam Shot Pu](#)
[Ev# 18 BOYS 14-15 Midget 200m Ru](#)
[Ev# 22 BOYS 14-15 Midget 3000m R](#)
[Ev# 26 BOYS 14-15 Midget 4x400m](#)
[Ev# 30 BOYS 14-15 Midget Triple](#)
[Ev# 34 BOYS 16-18 Juvenile 100m](#)
[Ev# 38 BOYS 16-18 Juvenile 1500m](#)
[Ev# 42 BOYS 16-18 Juvenile 4x100](#)
[Ev# 46 BOYS 16-18 Juvenile Long](#)
[Ev# 50 BOYS 16-18 Juvenile Javel](#)

[Ev# 3 BOYS 11-13 Bantam 400m Ru](#)
[Ev# 7 BOYS 11-13 Bantam 80m Hur](#)
[Ev# 11 BOYS 11-13 Bantam Pole Va](#)
[Ev# 15 BOYS 11-13 Bantam Discus](#)
[Ev# 19 BOYS 14-15 Midget 400m Ru](#)
[Ev# 23 BOYS 14-15 Midget 100m Hu](#)
[Ev# 27 BOYS 14-15 Midget High Ju](#)
[Ev# 31 BOYS 14-15 Midget Shot Pu](#)
[Ev# 35 BOYS 16-18 Juvenile 200m](#)
[Ev# 39 BOYS 16-18 Juvenile 3000m](#)
[Ev# 43 BOYS 16-18 Juvenile 4x400](#)
[Ev# 47 BOYS 16-18 Juvenile Tripl](#)

[Ev# 4 BOYS 11-13 Bantam 800m Ru](#)
[Ev# 8 BOYS 11-13 Bantam 4x100m](#)
[Ev# 12 BOYS 11-13 Bantam Long Ju](#)
[Ev# 16 BOYS 11-13 Bantam Javelin](#)
[Ev# 20 BOYS 14-15 Midget 800m Ru](#)
[Ev# 24 BOYS 14-15 Midget 400m Hu](#)
[Ev# 28 BOYS 14-15 Midget Pole Va](#)
[Ev# 32 BOYS 14-15 Midget Discus](#)
[Ev# 36 BOYS 16-18 Juvenile 400m](#)
[Ev# 40 BOYS 16-18 Juvenile 110m](#)
[Ev# 44 BOYS 16-18 Juvenile High](#)
[Ev# 48 BOYS 16-18 Juvenile Shot](#)

[\[Top of Page\]](#) [\[Event List\]](#)

Event 1 BOYS 11-13 Bantam 100m Dash

FINALS

MARK	NAME		TEAM
12.63	1 Joseph, Dustie	13	WIC
12.67	2 Montano, Nathan	13	BA
12.96	3 Polidori, Gabriel	13	STG
13.01	4 Lambert, Nathan	13	WWHS
13.28	5 Marques, Matthew	13	LLHS
13.58	6 Kay Hives, Scott	13	HSB
13.65	7 Trigonakis, Steven	13	LAUR

PRELIMS

12.62 Q	1 Joseph, Dustie	13	WIC
12.81 Q	2 Polidori, Gabriel	13	STG
13.02 Q	3 Montano, Nathan	13	BA
13.11 Q	4 Lambert, Nathan	13	WWHS

5	Marques, Matthew	13	LLHS
13.35 Q			
6	Kay Hives, Scott	13	HSB
13.37 Q			
7	Zucchi, Tom	13	KUP
13.53 q			
8	Trigonakis, Steven	13	LAUR
13.58 q			
9	Miller, Conner	13	LA
13.60			
10	Zolyniak, Brandon	13	BHS
13.73			
11	Makarov, Max	13	LCC
13.78			
12	Carnevale, Alfonso	13	KUP
13.88			
13	Nadeau, Jean-Paul	13	WWHS
14.07			

[\[Top of Page\]](#) [\[Event List\]](#)

Event 2 BOYS 11-13 Bantam 200m Run

FINALS

MARK	NAME		TEAM	
	1	Navarra, Jake	13	KUP
25.63				
	2	Montano, Nathan	13	BA
25.70				
	3	Polidori, Gabriel	13	STG
26.72				
	4	Holliday, Kishawn	13	HSB
26.94				
	5	Zucchi, Tom	13	KUP
27.91				
	6	Miller, Conner	13	LA
28.48				

PRELIMS

	1	Navarra, Jake	13	KUP
26.13 Q				
	2	Montano, Nathan	13	BA
26.14 Q				
	3	Holliday, Kishawn	13	HSB
26.64 Q				
	4	Polidori, Gabriel	13	STG
26.65 q				
	5	Zucchi, Tom	13	KUP
27.82 q				
	6	Miller, Conner	13	LA
27.88 q				
	7	Trigonakis, Steven	13	LAUR
27.89				
	8	Marques, Matthew	13	LLHS
28.17				
	9	Eadie-Lowe, Denzel	13	LPHS

28.48			
10	Vafiadis, James	13	LAUR
28.60			
11	Zolyniak, Brandon	13	BHS
28.77			
12	Levesque, Julien	13	STT
29.48			
13	Moyal, Eli	13	MAI
30.12			
14	Folino, Gabriel	13	VMC
30.49			
15	Coppin, Myles	13	RIV
32.14			

[\[Top of Page\]](#) [\[Event List\]](#)

Event 3 BOYS 11-13 Bantam 400m Run

MARK	NAME		TEAM	
	1	Lebel, Michael	13	LOY
1:01.16				
	2	Sananes, Jeremy	13	WIC
1:01.28				
	3	Abandonato, Peter	13	LLHS
1:01.53				
	4	Scantlebury, Shaylin	13	HSB
1:06.18				
	5	Caprera, Tomas	13	LOY
1:06.37				
	6	Trigonakis, Steven	13	LAUR
1:07.14				
	7	Jones, Riley	13	WWHS
1:08.83				
	8	Lamanuzzi, Samuel	13	SELW
1:08.96				
	9	Marchard, Alexandre	13	LAUR
1:08.97				
	10	Smirnov, Antoine	13	SELW
1:11.39				
	11	Estevez-Perez, Nicholas	13	LAUR
1:12.34				

[\[Top of Page\]](#) [\[Event List\]](#)

Event 4 BOYS 11-13 Bantam 800m Run

MARK	NAME		TEAM	
	1	Brown, Dakota	13	RIV
2:25.96				
	2	Lebel, Michael	13	LOY
2:28.73				
	3	Little, Jack	13	SELW
2:33.08				
	4	Berlinguette, Daniel	13	HSB

2:34.28			
5	Singleton, Alan	13	PCHS
2:34.63			
6	Clayton, Joe	13	STG
2:35.49			
7	Neysmith, Graham	13	JRHS
2:37.79			
8	Ratcliffe, Caelen	13	BHS
2:39.66			
9	Scantlebury, Shaylin	13	HSB
2:41.13			
10	Lamanuzzi, Samuel	13	SELW
2:41.20			
11	Bagshaw, Ryan	13	PCHS
2:42.47			
12	Marchard, Alexandre	13	LAUR
2:42.60			
13	McIntyre, Alex	13	LA
2:42.80			
14	Debayeh, Omar	13	WIC
2:49.93			

[\[Top of Page\]](#) [\[Event List\]](#)

Event 5 BOYS 11-13 Bantam 1500m Run

MARK	NAME		TEAM	
	1	Singleton, Alan	13	PCHS
5:08.61				
	2	Caprera, Tomas	13	LOY
5:11.60				
	3	Berlinguette, Daniel	13	HSB
5:11.61				
	4	Little, Jack	13	SELW
5:25.23				
	5	Neysmith, Graham	13	JRHS
5:27.31				
	6	Dimitrakopoulos, Nicholas	13	LLHS
5:30.33				
	7	Debayeh, Omar	13	WIC
5:31.87				
	8	Li, Yi Wen	13	KUP
5:33.45				
	9	Ratcliffe, Caelen	13	BHS
5:37.97				
	10	Goodman-Eisenberg, Noah	13	STG
5:42.27				
	11	Adams-Gillstrom, Karl	13	STG
5:42.59				
	12	Guan, Vincent	13	LCC
5:43.46				
	13	Jones, Riley	13	WWHS
5:47.89				
		Rosato, Angelo	13	LOY
DQ				

[\[Top of Page\]](#) [\[Event List\]](#)

Event 6 BOYS 11-13 Bantam 3000m Run

MARK	NAME		TEAM
10:51.16	1 Carson, Ryan	13	LOY
10:52.78	2 Abandonato, Peter	13	LLHS
11:04.42	3 Singleton, Alan	13	PCHS
11:04.92	4 Nowakowski, Alex	13	LOY
11:24.70	5 Tutino, Joseph	13	LOY
11:26.26	6 Marchard, Alexandre	13	LAUR
12:01.99	7 Li, Yi Wen	13	KUP
12:02.35	8 McIntyre, Alex	13	LA
12:48.53	9 Grouer, Akshay	13	PCHS
12:59.40	10 Dumays, Adam	13	LAUR
13:00.95	11 Szwimmer, Benjamin	13	BIAL

[\[Top of Page\]](#) [\[Event List\]](#)

Event 7 BOYS 11-13 Bantam 80m Hurdles

FINALS

MARK	NAME		TEAM
14.48	1 Dottin, Rasheem	13	RIV
14.59	2 Djinadou, Mauk	13	KUP
14.71	3 Abban, Jamal	13	STT
14.81	4 Antoine, Marus	13	KUP
16.05	5 Marleau, Vincent	13	WWHS
16.55	6 Coppin, Myles	13	RIV

PRELIMS

14.65 Q	1 Dottin, Rasheem	13	RIV
15.15 Q	2 Djinadou, Mauk	13	KUP
15.24 q	3 Antoine, Marus	13	KUP
	4 Abban, Jamal	13	STT

15.57	Q			
5		Marleau, Vincent	13	WWHS
15.97	q			
6		Coppin, Myles	13	RIV
16.19	q			
7		Tabet, Matthew	13	LCC
16.20				
8		Sari, Gabriel	13	LOY
16.62				
9		Eadie-Lowe, Denzel	13	LPHS
16.73				
10		Porporio, Anthony	13	LOY
16.82				
11		MacKinnon, Karl	13	LPHS
16.90				
12		Serre, Joshua	13	LOY
16.99				
13		Malhotra, Angad	13	KUP
17.28				
14		Laroche, Phillip	13	HSB
18.06				

[\[Top of Page\]](#) [\[Event List\]](#)

Event 8 BOYS 11-13 Bantam 4x100m Relay

MARK		NAME		TEAM
	1	St George's HS A		STG
54.76				
	2	Kuper Academy A		KUP
55.37				
	3	Westwood HS A		WWHS
55.93				
	4	Lindsay Place HS A		LPHS
56.69				
	5	Loyola HS A		LOY
57.35				
	6	Howard S Billings HS A		HSB
58.31				
	7	Lower Canada College A		LCC
58.84				
	8	LaurenHill Academy A		LAUR
58.90				
	9	Riverdale HS A		RIV
58.92				
	10	Pierrefonds Comp HS A		PCHS
59.95				
	11	St Thomas HS A		STT
1:00.33				
	12	Beaconsfield HS A		BHS
1:06.32				

[\[Top of Page\]](#) [\[Event List\]](#)

Event 9 BOYS 11-13 Bantam 4x400m Relay

MARK	NAME	TEAM
1	Loyola HS A	LOY
4:31.11	2 LaurenHill Academy A	LAUR
4:40.53	3 Lindsay Place HS A	LPHS
4:50.95	4 Lower Canada College A	LCC
4:51.41	5 Kuper Academy A	KUP
4:59.92	6 Howard S Billings HS A	HSB
5:00.72	7 Pierrefonds Comp HS A	PCHS
5:08.54	8 Westwood HS A	WWHS
5:08.77	9 St Thomas HS A	STT
5:15.39		

[\[Top of Page\]](#) [\[Event List\]](#)

Event 10 BOYS 11-13 Bantam High Jump

MARK	NAME		TEAM
1	Paliotti, Nick	13	JRHS
1.51m	2 Caprera, Tomas	13	LOY
1.51m	3 Hintermueller, Dane	13	KUP
1.50m	4 Trigonakis, Steven	13	LAUR
1.50m	5 Altman, Jordan	13	STG
1.50m	6 Scantlebury, Shaylin	13	HSB
1.45m	6 Cauvy, Ethan	13	MAI
1.45m	8 Norby, Joshua	13	WWHS
1.45m	8 Cross, Tommy	13	WIC
1.45m	10 Ilispoulos, Nicholas	13	LAUR
1.40m	10 Antoine, Marus	13	KUP
1.40m	12 Smirnov, Antoine	13	SELW
1.40m	13 Sanon, Desmond	13	WWHS
1.40m	Sevino, Adam	13	WHS
NM	Dumays, Adam	13	LAUR
NM			

[\[Top of Page\]](#) [\[Event List\]](#)

Event 11 BOYS 11-13 Bantam Pole Vault

MARK	NAME		TEAM
1	Sari, Gabriel	13	LOY
2.00m			
2	Caprera, Tomas	13	LOY
1.80m			
3	Beirouti, Jean-Paul	13	LOY
1.50m			

[\[Top of Page\]](#) [\[Event List\]](#)

Event 12 BOYS 11-13 Bantam Long Jump

MARK	NAME		TEAM
1	Montano, Nathan	13	BA
5.05m			
2	Altman, Jordan	13	STG
5.03m			
3	Makarov, Max	13	LCC
4.80m			
4	Sananes, Jeremy	13	WIC
4.65m			
5	Miller, Conner	13	LA
4.53m			
6	Salvo, Domenic	13	LOY
4.22m			
7	MacKinnon, Karl	13	LPHS
4.16m			
8	Abban, Jamal	13	STT
4.14m			
9	Ilispoulos, Nicholas	13	LAUR
4.07m			
10	Malhotra, Angad	13	KUP
3.85m			
11	Di Pasquale, Gabriele	13	PCHS
3.84m			
12	Beauchamp, Michael	13	PCHS
3.68m			
12	Kouniaris, Stamatis	13	LOY
3.68m			
	Troquet, Guillaume	13	LCC
NM			

[\[Top of Page\]](#) [\[Event List\]](#)

Event 13 BOYS 11-13 Bantam Triple Jump

MARK	NAME		TEAM
------	------	--	------

10.13m	1	Makarov, Max	13	LCC
9.96m	2	Troquet, Guillaume	13	LCC
9.64m	3	Salvo, Domenic	13	LOY
9.64m	4	Paliotti, Nick	13	JRHS
9.09m	5	Joseph, Dustie	13	WIC
8.54m	6	Antoine, Marus	13	KUP
8.41m	7	Sorin, David	13	WIC
8.22m	8	Smirnov, Antoine	13	SELW
7.97m	9	Fuoco, Dario	13	LOY
7.85m	10	Sanon, Desmond	13	WWHS
7.83m	11	Sananes, Jeremy	13	WIC
7.00m	12	Serre, Joshua	13	LOY
NM		Britton, Louis	13	WWHS

[\[Top of Page\]](#) [\[Event List\]](#)

Event 14 BOYS 11-13 Bantam Shot Put

MARK		NAME		TEAM
10.24m	1	Britton, Louis	13	WWHS
9.91m	2	Kay Hives, Scott	13	HSB
9.51m	3	Brady, Alexander	13	WWHS
9.46m	4	Cartman, Dylan	13	LCHS
9.42m	5	Kociu, David	13	WIC
9.38m	6	Shapiro, Josh	13	WHS
8.99m	7	Kasovan, Anthony	13	STT
8.85m	8	Thibaudeau, Darcy	13	WWHS
8.31m	9	Adorante, Nicolas	13	WIC
8.12m	10	House, Cooper	13	KUP
7.68m	11	Good, William	13	RVAL
7.62m	12	Calado, Brendan	13	HSB
7.41m	13	Neeson, Eric	13	LPHS
	14	Van Wilk, Jaydon	13	RVAL

6.92m

[\[Top of Page\]](#) [\[Event List\]](#)

Event 15 BOYS 11-13 Bantam Discus Throw

MARK	NAME		TEAM
1	Kociu, David	13	WIC
28.98m			
2	Leiriao, Oliver	13	LOY
25.32m			
3	Kasovan, Anthony	13	STT
25.14m			
4	Vilaroel, Tristan	13	WWHS
23.98m			
5	Campanella, Julian	13	WWHS
23.59m			
6	Jones, Riley	13	WWHS
21.51m			
7	Shapiro, Josh	13	WHS
21.05m			
8	Cape, Russell	13	LCC
21.04m			
9	Cross, Tommy	13	WIC
20.28m			
10	Minto, Devin	13	MMA
19.84m			
11	Daniel, Shiloh	13	MMA
19.44m			
12	Bevacqua, Alex	13	KUP
19.34m			
13	Tabet, Matthew	13	LCC
19.31m			
14	Good, William	13	RVAL
18.84m			
15	Dischiavi, Matthew	13	LOY
17.55m			
16	Sirgi, Kevin	13	KUP
14.27m			

[\[Top of Page\]](#) [\[Event List\]](#)

Event 16 BOYS 11-13 Bantam Javelin Throw

MARK	NAME		TEAM
1	Brown, Dakota	13	RIV
31.70m			
2	Hintermueller, Dane	13	KUP
30.70m			
3	Britton, Louis	13	WWHS
26.12m			
4	McIntyre, Alex	13	LA
24.97m			
5	Tsatoumas, Athanasios	13	LOY

23.82m	6	Coppin, Myles	13	RIV
22.13m	7	Elliot, Matthew	13	WWHS
20.78m	8	Dottin, Rasheem	13	RIV
20.39m	9	Kasovan, Anthony	13	STT
19.22m	10	Cartman, Dylan	13	LCHS
18.98m	11	Hazan, Noah	13	WIC
18.70m	12	Shapiro, Josh	13	WHS
17.30m	13	Phillips, Anthony	13	LPHS
15.55m	14	Phillips, Alex	13	LPHS
11.74m				

[\[Top of Page\]](#) [\[Event List\]](#)

Event 17 BOYS 14-15 Midget 100m Dash

FINALS

MARK		NAME		TEAM
	1	Williams, Rashaan	15	BHS
11.43	2	Busby, Shamar	15	LCHS
11.69	3	Sassi, Philip	15	LAUR
11.90	4	Bruno, Gabriel	15	LAUR
11.96	5	Laporta, Matthew	15	LCC
12.12	6	Knopp, Andrew	15	WIC
12.16	7	Pololos, Chris	15	LLHS
12.63	8	Julien, Justin	15	LCHS
12.81				

PRELIMS

	1	Williams, Rashaan	15	BHS
11.54 Q	2	Busby, Shamar	15	LCHS
11.86 Q	3	Sassi, Philip	15	LAUR
11.90 Q	4	Julien, Justin	15	LCHS
11.98 Q	5	Bruno, Gabriel	15	LAUR
12.00 q	6	Laporta, Matthew	15	LCC
12.17 Q				

12.28	7	Knopp, Andrew	15	WIC
	Q			
12.39	8	Pololos, Chris	15	LLHS
	q			
12.44	9	Holmes, Kevante	15	LAUR
12.45	10	Myropoulos, Leo	15	STT
12.45	10	Gould, Ethan	15	STT
12.59	12	Thompson, Timothy	15	LOY
12.60	13	Stapleton, Cameron	15	BHS
12.69	14	Clasper-Inglis, Kevin	15	LPHS

[\[Top of Page\]](#) [\[Event List\]](#)

Event 18 BOYS 14-15 Midget 200m Run

FINALS

MARK		NAME		TEAM
23.09	1	Williams, Rashaan	15	BHS
24.53	2	Bruno, Gabriel	15	LAUR
24.57	3	Busby, Shamar	15	LCHS
25.36	4	Myropoulos, Leo	15	STT
25.85	5	Gould, Ethan	15	STT
26.95	6	Julien, Justin	15	LCHS

PRELIMS

24.30	1	Williams, Rashaan	15	BHS
	Q			
24.69	2	Busby, Shamar	15	LCHS
	Q			
24.72	3	Bruno, Gabriel	15	LAUR
	q			
25.02	4	Myropoulos, Leo	15	STT
	q			
25.26	5	Julien, Justin	15	LCHS
	Q			
25.35	6	Gould, Ethan	15	STT
	q			
25.45	7	Clasper-Inglis, Kevin	15	LPHS
25.65	8	Laporta, Matthew	15	LCC
25.81	9	Chiz, Matthew	15	JRHS
	10	Rice, Qwintyn	15	LA

26.04			
11	Holmes, Kevante	15	LAUR
26.22			
12	Knopp, Andrew	15	WIC
26.67			

[\[Top of Page\]](#) [\[Event List\]](#)

Event 19 BOYS 14-15 Midget 400m Run

MARK	NAME		TEAM
	1 Wilk, Peter	15	LOY
58.96	2 Oochicone, Diego	15	BHS
1:00.34	3 Sorger, Alex	15	LLHS
1:01.61	4 Clasper-Inglis, Kevin	15	LPHS
1:02.20	5 Ward, William	15	STG
1:03.34	6 Stuart, Matthew	15	WWHS
1:03.53	7 Fironi, Nick	15	PCHS
1:03.74	8 Fhima, Nathaniel	15	MAI
1:05.27	9 Holliday, Juwan	15	HSB
1:05.70	10 Manget, Matthew	15	BA
1:06.10	11 Williams-Dalfour, Jamal	15	PCHS
1:06.39	12 Karabatsos, Dionisios	15	LAUR
1:06.79			

[\[Top of Page\]](#) [\[Event List\]](#)

Event 20 BOYS 14-15 Midget 800m Run

MARK	NAME		TEAM
	1 Filgiano, Matthew	15	LCC
2:19.20	2 Sacksner, Jacob	15	STT
2:19.92	3 Oochicone, Diego	15	BHS
2:21.02	4 Wilk, Peter	15	LOY
2:23.23	5 Ward, William	15	STG
2:24.08	6 Virdee, Jastaj	15	STT
2:26.19	7 Powell, Brian	15	LOY

2:26.47	8	Roberts, James	15	KUP
2:36.93	9	Bush, Kanerahtens	15	KSS
2:37.58	10	Di Paola-magalhaes, Sanue	15	LAUR
2:39.32	11	Kantel, Peter	15	JRHS
2:39.91	12	Bordeleau, Chris	15	KUP
2:41.53	13	Lundell-Smith, Connor	15	SELW
2:42.73	14	Karol, Matthew	15	LCC
2:49.22				

[\[Top of Page\]](#) [\[Event List\]](#)

Event 21 BOYS 14-15 Midget 1500m Run

MARK		NAME		TEAM
	1	Lipari, Giuseppe	15	LCC
4:53.55	2	Sacksner, Jacob	15	STT
4:53.83	3	Filgiano, Matthew	15	LCC
5:10.64	4	Rozenberg, Daniel	15	BIAL
5:12.92	5	Yardley-Jones, Aidan	15	PCHS
5:13.66	6	Aziz, Taofiq	15	LAUR
5:14.45	7	Watts, Micah	15	LAUR
5:19.29	8	Wilk, Peter	15	LOY
5:23.73	9	Patel, Kishan	15	LLHS
5:25.53	10	Virdee, Jastaj	15	STT
5:25.83	11	Sifavris, Joseph	15	LLHS
5:35.24	12	Leonidas, Alexander	15	LMAC
5:37.65	13	Giove, Gianfranco	15	LMAC
5:58.40				

[\[Top of Page\]](#) [\[Event List\]](#)

Event 22 BOYS 14-15 Midget 3000m Run

MARK		NAME		TEAM
	1	Sacksner, Jacob	15	STT

10:23.33			
2	Lipari, Giuseppe	15	LCC
10:33.62			
3	Farina, Michael	15	BHS
10:40.72			
4	Allman, Luke	15	LA
10:51.85			
5	Aziz, Taofiq	15	LAUR
10:52.98			
6	Yardley-Jones, Aidan	15	PCHS
11:09.62			
7	Watts, Micah	15	LAUR
11:34.33			
8	Rozenberg, Daniel	15	BIAL
11:50.21			
9	Levesque, Sebastien	15	STG
11:57.62			
10	Sifavris, Joseph	15	LLHS
12:15.75			
11	Chave, Chris	15	HSB
12:17.26			
12	Kroll, Daniel	15	PCHS
12:28.74			
13	Ben-Brith, Oren	15	BIAL
12:29.35			

[\[Top of Page\]](#) [\[Event List\]](#)

Event 23 BOYS 14-15 Midget 100m Hurdles

FINALS

MARK	NAME		TEAM	
	1	Ageyemang, Terrence	15	PCHS
15.73				
	2	Lerga, Roko	15	LLHS
16.23				
	3	Sassi, Philip	15	LAUR
16.40				
	4	Julien, Justin	15	LCHS
16.73				
	5	Holmes, Kevante	15	LAUR
17.44				
	6	Fironi, Brad	15	KUP
18.75				

PRELIMS

	1	Ageyemang, Terrence	15	PCHS
15.67 Q				
	2	Sassi, Philip	15	LAUR
16.71 Q				
	3	Fironi, Brad	15	KUP
16.85 q				
	4	Holmes, Kevante	15	LAUR
17.46 q				
	5	Julien, Justin	15	LCHS
17.69 Q				

17.92	6	Lerga, Roko	15	LLHS
18.10	7	Lai, Patrick	15	LCC
18.40	8	Filgiano, Matthew	15	LCC
18.44	9	Chiz, Matthew	15	JRHS
20.23	10	Rozenberg, Daniel	15	BIAL
20.32	11	Sayegh, Stephen	15	BIAL
20.97	12	Gabrielpillai, Vinugh	15	RIV

[\[Top of Page\]](#) [\[Event List\]](#)

Event 24 BOYS 14-15 Midget 400m Hurdles

MARK		NAME		TEAM
1:05.49	1	Malaborsa, Simon	15	LAUR
1:06.82	2	Filgiano, Matthew	15	LCC
1:07.58	3	Dimentberg, Ryan	15	LCC
1:10.46	4	Tran, Kevin	15	LOY
1:11.90	5	Boucher-Charest, Thomas	15	LCC
1:16.42	6	Gordon, Shawn	15	BIAL

[\[Top of Page\]](#) [\[Event List\]](#)

Event 25 BOYS 14-15 Midget 4x100m Relay

MARK		NAME		TEAM
49.35	1	LaurenHill Academy A		LAUR
49.89	2	Beaconsfield HS A		BHS
49.90	3	St Thomas HS A		STT
50.95	4	Pierrefonds Comp HS A		PCHS
51.06	5	Loyola HS A		LOY
51.17	6	Lower Canada College A		LCC
51.48	7	Laval Liberty HS A		LLHS
53.38	8	Kuper Academy A		KUP

9 Beurling Academy A
56.47

BA

[\[Top of Page\]](#) [\[Event List\]](#)

Event 26 BOYS 14-15 Midget 4x400m Relay

MARK	NAME	TEAM
1	Loyola HS A	LOY
4:13.43	2 LaurenHill Academy A	LAUR
4:14.43	3 Laval Liberty HS A	LLHS
4:18.59	4 Lower Canada College A	LCC
4:18.95	5 Pierrefonds Comp HS A	PCHS
4:19.08	6 St Thomas HS A	STT
4:23.84	7 Kuper Academy A	KUP
4:28.19	8 Beurling Academy A	BA
4:34.26		

[\[Top of Page\]](#) [\[Event List\]](#)

Event 27 BOYS 14-15 Midget High Jump

MARK	NAME		TEAM
1	Julien, Justin	15	LCHS
1.58m	2 Dagenais, Eric	14	WIC
1.55m	3 Lai, Patrick	15	LCC
1.55m	4 Thompson, Timothy	15	LOY
1.50m	5 Lerga, Roko	15	LLHS
1.50m	6 Pearlman, George	15	SELW
1.50m	7 Mahfoudhi, Rayan	15	KUP
1.45m	8 Grenier, Patrick	15	LOY
1.25m	Rigione, Davide	15	LBP
NM			

[\[Top of Page\]](#) [\[Event List\]](#)

Event 28 BOYS 14-15 Midget Pole Vault

MARK	NAME		TEAM
1 2.58m	Thompson, Timothy	15	LOY
2 2.10m	Hebert, Derek	15	LOY
3 2.10m	Grenier, Patrick	15	LOY

[\[Top of Page\]](#) [\[Event List\]](#)

Event 29 BOYS 14-15 Midget Long Jump

MARK	NAME		TEAM
1 5.33m	Ragulan, Siayanth	15	PCHS
2 5.33m	Ageyemang, Terrence	15	PCHS
3 5.12m	Julien, Justin	15	LCHS
4 5.12m	Holmes, Kevante	15	LAUR
5 5.09m	Lerga, Roko	15	LLHS
6 5.01m	Oochicone, Alessio	15	BHS
7 5.01m	Dimentberg, Ryan	15	LCC
8 5.01m	Williams-Dalfour, Jamal	15	PCHS
9 4.99m	Dagenais, Eric	14	WIC
10 4.98m	Lee-Marchand, Nicholas	15	STT
11 4.96m	Knopp, Andrew	15	WIC
12 4.93m	Elbaz, Jonah	15	HZHS
13 4.84m	Thompson, Timothy	15	LOY
14 4.56m	Grenier, Patrick	15	LOY
15 4.23m	Kantel, Peter	15	JRHS

[\[Top of Page\]](#) [\[Event List\]](#)

Event 30 BOYS 14-15 Midget Triple Jump

MARK	NAME		TEAM
1 11.04m	Ageyemang, Terrence	15	PCHS
2	Ragulan, Siayanth	15	PCHS

10.78m			
3	Watts, Micah	15	LAUR
10.55m			
4	Grenier, Patrick	15	LOY
9.87m			
5	Lai, Patrick	15	LCC
9.64m			
6	Vissa, Brandon	15	WIC
9.49m			
7	Powell, Brian	15	LOY
9.42m			
8	Peteres, James	15	STT
9.00m			
9	Gordon, Shawn	15	BIAL
8.87m			
10	Karabatsos, Dionisios	15	LAUR
8.78m			
11	Tran Dinh, Raphael	15	WIC
8.00m			
12	Kludge, Benjamin	15	WWHS
7.47m			

[\[Top of Page\]](#) [\[Event List\]](#)

Event 31 BOYS 14-15 Midget Shot Put

MARK	NAME		TEAM
1	Elbaz, Jonah	15	HZHS
14.11m			
2	Macinnis-Morris, Brendan	15	LCC
13.63m			
3	Mahfoudhi, Rayan	15	KUP
13.26m			
4	Seinet-Connors, Dylan	15	LAUR
12.28m			
5	Vissa, Brandon	15	WIC
12.08m			
6	Arnon, Danny	15	HZHS
11.22m			
7	Horsford, Brandon	15	LCHS
11.04m			
8	Bruno, Gabriel	15	LAUR
10.97m			
9	Rothpan, Matthew	15	HZHS
10.58m			
10	Maguid, Nicholas	15	WIC
10.38m			
11	Ondrechak, Mark	15	LLHS
10.03m			
12	Gate, Anthony	15	HSB
10.02m			

[\[Top of Page\]](#) [\[Event List\]](#)

Event 32 BOYS 14-15 Midget Discus Throw

NAME	TEAM
------	------

MARK

1	Elbaz, Jonah	15	HZHS
35.32m			
2	Horsford, Brandon	15	LCHS
35.27m			
3	Macinnis-Morris, Brendan	15	LCC
34.52m			
4	Thompson, Timothy	15	LOY
30.11m			
5	Diamond, Jonathan	15	WIC
24.86m			
6	Bostic-Lewis, Tizhi	15	MMA
23.75m			
7	Rothpan, Matthew	15	HZHS
22.98m			
8	Hebert, Derek	15	LOY
22.54m			
9	Sahi, Shawn	15	LPHS
22.22m			
10	Cosgrove, Nic	15	LCC
21.82m			
11	Kaspy, Matthew	15	LCC
21.43m			
12	Sayegh, Stephen	15	BIAL
20.79m			
13	Arnon, Danny	15	HZHS
20.63m			
14	Jette, Anthony	15	HSB
20.51m			

[\[Top of Page\]](#) [\[Event List\]](#)

Event 33 BOYS 14-15 Midget Javelin Throw

MARK	NAME		TEAM
1	Elbaz, Jonah	15	HZHS
37.48m			
2	Macinnis-Morris, Brendan	15	LCC
35.40m			
3	Stapleton, Cameron	15	BHS
30.52m			
4	Arnon, Danny	15	HZHS
30.14m			
5	Filenkov, Vladimir	15	WIC
29.37m			
6	Dillion, Marcus	15	JRHS
25.63m			
7	Watts, Micah	15	LAUR
25.30m			
8	Rigione, Davide	15	LBP
25.29m			
9	Maguid, Nicholas	15	WIC
22.40m			
10	Khe-Changsoo, Phuntog	15	LAUR
17.53m			
11	Gomes, Jason	15	LCHS
15.00m			
	Cosgrove, Nic	15	LCC

NM	Jette, Anthony	15	HSB
NM	Lee-Marchand, Nicholas	15	STT
NM	Woo, Jeffrey	15	LCHS
NM			

[\[Top of Page\]](#) [\[Event List\]](#)

Event 34 BOYS 16-18 Juvenile 100m Dash

FINALS

MARK	NAME		TEAM
11.63	1 Niederman, Nathanael	17	LCC
11.78	2 Noel, Jamal	17	HSB
12.11	3 Brown, Jonathan	17	LPHS
12.12	4 Grant, Treyvon	17	BA
12.16	5 Demers, Max	17	STT
12.17	6 Layne, Shaquaan	17	JFK
12.50	7 Paliotti, Alex	17	JRHS
12.90	8 Julien, Kenry	17	BA

PRELIMS

11.69 Q	1 Niederman, Nathanael	17	LCC
11.85 Q	2 Brown, Jonathan	17	LPHS
11.90 Q	3 Noel, Jamal	17	HSB
11.96 Q	4 Grant, Treyvon	17	BA
12.19 q	5 Layne, Shaquaan	17	JFK
12.28 q	6 Paliotti, Alex	17	JRHS
12.40	7 Rinaldi, Anthony	17	KUP
12.46	8 Thorpe, James	17	STG
12.64 Q	9 Demers, Max	17	STT
12.85 Q	10 Julien, Kenry	17	BA
12.96	11 Hall, Aaron	17	LA
13.06	12 Lee, David	17	LMAC

12	Caputo, Alex	17	LMAC
13.06			
14	Palladini, Matteo	17	LOY
14.22			

[\[Top of Page\]](#) [\[Event List\]](#)

Event 35 BOYS 16-18 Juvenile 200m Run

FINALS

MARK	NAME		TEAM	
	1	Niederman, Nathanael	17	LCC
23.51				
	2	Brown, Jonathan	17	LPHS
23.89				
	3	George, Keshawn	17	LCHS
24.46				
	4	James, Keneal	17	HSB
25.21				
	5	Eng-Mitchell, Leung	15	LPHS
25.35				
	6	Paliotti, Alex	17	JRHS
25.42				

PRELIMS

	1	Niederman, Nathanael	17	LCC
23.52	Q			
	2	Brown, Jonathan	17	LPHS
23.94	Q			
	3	James, Keneal	17	HSB
24.26	q			
	4	George, Keshawn	17	LCHS
24.45	Q			
	5	Eng-Mitchell, Leung	15	LPHS
25.76	q			
	6	Paliotti, Alex	17	JRHS
25.93	q			
	7	Grant, Treyvon	17	BA
25.97				
	8	Thorpe, James	17	STG
26.19				
	9	Simundic, Nicolas	17	VMC
26.42				
	10	Muloin, Matt	17	KUP
26.51				
	11	Rinaldi, Anthony	17	KUP
27.01				
	12	Lapierre, Matthew	17	LPHS
27.88				

[\[Top of Page\]](#) [\[Event List\]](#)

Event 36 BOYS 16-18 Juvenile 400m Run

MARK	NAME		TEAM
54.07	1 Miller, Julien	17	LCC
56.82	2 Sykes, Zackary	17	LPHS
57.24	3 Wegreyn, Chris	17	STT
58.82	4 McKenzie, Nathanael	17	BA
58.87	5 Marchand, Steven	17	LAUR
59.64	6 Brown, Jonathan	17	LPHS
1:00.71	7 Xie, Kevin	17	STT
1:01.05	8 Lee-Marchard, Richard	17	STT
1:01.12	9 John, Tequan	17	BA
1:03.71	10 Nu-Nguyen, Annkhai	17	LAUR
1:04.82	11 Henry, Jersey	17	BA

[\[Top of Page\]](#) [\[Event List\]](#)

Event 37 BOYS 16-18 Juvenile 800m Run

MARK	NAME		TEAM
2:08.56	1 Miller, Julien	17	LCC
2:09.13	2 Sykes, Zackary	17	LPHS
2:21.99	3 McKenzie, Nathanael	17	BA
2:22.74	4 John, Tequan	17	BA
2:24.26	5 Hastings, Jay	17	WWHS
2:24.38	6 Latufaro, Massimo	17	LBP
2:27.75	7 Solomon, Matthew	17	PCHS
2:28.57	8 Vaillancourt, Ian	17	PCHS
2:29.50	9 Krauss, Daniel	17	WWHS
2:37.11	10 Francis, Eric	17	STT
2:48.73	11 Johnson, Aqiyl	17	HSB
DNF	Slapcoff, Lawrence	17	BIAL

[\[Top of Page\]](#) [\[Event List\]](#)

Event 38 BOYS 16-18 Juvenile 1500m Run

MARK	NAME		TEAM	
1	Sykes, Zackary	17	LPHS	
4:45.75	2	Gruman, Niklas	17	STG
5:03.08	3	Hastings, Jay	17	WWHS
5:13.58	4	Solomon, Matthew	17	PCHS
5:17.01	5	Francis, Eric	17	STT
5:21.72	6	McGregor, Travis	17	JRHS
5:23.57	7	Vaillancourt, Ian	17	PCHS
5:25.26	8	Krauss, Daniel	17	WWHS
5:25.82	9	Labelle, Kevin	17	LBP
6:16.14				

[\[Top of Page\]](#) [\[Event List\]](#)

Event 39 BOYS 16-18 Juvenile 3000m Run

MARK	NAME		TEAM	
1	Sykes, Zackary	17	LPHS	
10:19.75	2	Slapcoff, Lawrence	17	BIAL
10:53.00	3	Hastings, Jay	17	WWHS
10:57.33	4	Solomon, Matthew	17	PCHS
11:02.68	5	Jones, Matt	17	WWHS
11:06.91	6	Vaillancourt, Ian	17	PCHS
11:17.39	7	Francis, Eric	17	STT
11:44.45	8	McGregor, Travis	17	JRHS
11:47.72	9	Serfaty, Jeremy	17	LAUR
11:59.90	10	Johnson, Aqiyl	17	HSB
12:07.69	11	Cumming, Patrick	17	HSB
12:32.94	12	Infanti, Bruno	17	HSB
12:58.14				

[\[Top of Page\]](#) [\[Event List\]](#)

Event 40 BOYS 16-18 Juvenile 110m Hurdles

FINALS

MARK	NAME		TEAM
17.31	1 Noel, Jamal	17	HSB
17.45	2 Connolly, David	17	JRHS
18.11	3 Demers, Max	17	STT
19.03	4 Eng-Mitchell, Leung	15	LPHS
19.63	5 St Jean kavuma, Dwayne	17	HSB
20.36	6 Lee, David	17	LMAC

PRELIMS

18.23 Q	1 Connolly, David	17	JRHS
18.29 q	2 Noel, Jamal	17	HSB
18.57 Q	3 Demers, Max	17	STT
19.80 q	4 Eng-Mitchell, Leung	15	LPHS
20.00 Q	5 St Jean kavuma, Dwayne	17	HSB
20.20 q	6 Lee, David	17	LMAC
21.05	7 Wong, Christopher	17	LAUR
21.38	8 Nu-Nguyen, Annkhai	17	LAUR
21.60	9 Krauss, Daniel	17	WWHS
21.77	10 Infanti, Bruno	17	HSB
21.90	11 Hall, Aaron	17	LA
22.39	12 Malorni, Eduardo	17	VMC
23.67	13 Larouche, Bing	17	JRHS
25.34	14 Abakar, Abdraman	17	WWHS

[\[Top of Page\]](#) [\[Event List\]](#)

Event 41 BOYS 16-18 Juvenile 400m Hurdles

MARK	NAME		TEAM
	1 Marchand, Steven	17	LAUR

1:04.88	2	James, Keneal	17	HSB
1:06.44	3	Hastings, Jay	17	WWHS
1:06.45	4	Lapierre, Matthew	17	LPHS
1:10.99	5	St Jean kavuma, Dwayne	17	HSB
1:11.91	6	Malorni, Eduardo	17	VMC
1:16.75	7	Lynch-Staunton, Harry	17	CENT
1:17.66	8	McDonald, Matthew	17	CENT
1:24.46	9	Casola, Gabriel	17	CENT
1:34.81				

[\[Top of Page\]](#) [\[Event List\]](#)

Event 42 BOYS 16-18 Juvenile 4x100m Relay

MARK		NAME		TEAM
	1	Beurling Academy A		BA
49.50	2	St Thomas HS A		STT
50.77	3	Kuper Academy A		KUP
51.46	4	Laval Liberty HS A		LLHS
51.52	5	Howard S Billings HS A		HSB
51.55	6	LaurenHill Academy A		LAUR
53.23	7	Lindsay Place HS A		LPHS
53.42	8	John F Kennedy HS A		JFK
54.83	9	Westwood HS A		WWHS
55.86	10	Centennial Academy A		CENT
59.32				

[\[Top of Page\]](#) [\[Event List\]](#)

Event 43 BOYS 16-18 Juvenile 4x400m Relay

MARK		NAME		TEAM
	1	Beurling Academy A		BA
4:07.48	2	Laval Liberty HS A		LLHS
4:08.55	3	Lindsay Place HS A		LPHS

4:13.38	4	St Thomas HS A	STT
4:14.73	5	Kuper Academy A	KUP
4:21.81	6	LaurenHill Academy A	LAUR
4:31.42	7	Westwood HS A	WWHS
4:37.24			

[\[Top of Page\]](#) [\[Event List\]](#)

Event 44 BOYS 16-18 Juvenile High Jump

MARK		NAME		TEAM
	1	Layne, Shaquaan	17	JFK
1.71m	2	Connolly, David	17	JRHS
1.68m	3	McKenzie, Nathanael	17	BA
1.65m	4	Polydore, Jahkheem	17	BA
1.63m	5	Henry, Jersey	17	BA
1.59m	6	James, Keneal	17	HSB
1.57m	7	Wong, Christopher	17	LAUR
1.53m	7	Gruman, Niklas	17	STG
1.53m	9	Zeliszczak, Derek	17	LA
1.53m	10	Rebibo, Jordan	17	MAI
1.47m	11	Marchand, Steven	17	LAUR
1.47m				

[\[Top of Page\]](#) [\[Event List\]](#)

Event 46 BOYS 16-18 Juvenile Long Jump

MARK		NAME		TEAM
	1	Niederman, Nathanael	17	LCC
5.78m	2	Connolly, David	17	JRHS
5.58m	3	James, Keneal	17	HSB
5.29m	4	Polydore, Jahkheem	17	BA
5.20m	5	Vericain, Muhammed	17	LPHS
5.13m	6	Grant, Treyvon	17	BA

5.05m	7	Krauss, Daniel	17	WWHS
4.95m	8	Henry, Jersey	17	BA
4.95m	9	Hastings, Jay	17	WWHS
4.95m	10	Jacques, Ghandi	17	JFK
4.49m	11	Fox, Lucas	17	RVAL
4.22m	12	Lee-Marchard, Richard	17	STT
4.16m	13	Noel-Lee, Tye	17	RVAL
4.01m				

[\[Top of Page\]](#) [\[Event List\]](#)

Event 47 BOYS 16-18 Juvenile Triple Jump

MARK		NAME		TEAM
	1	Polydore, Jahkheem	17	BA
11.64m	2	Wegreyn, Chris	17	STT
11.61m	3	Julien, Kenry	17	BA
10.54m	4	Grant, Treyvon	17	BA
10.41m	5	Vericain, Muhammed	17	LPHS
10.20m	6	Leungy, Eng-Michel	17	LPHS
9.54m	7	Czubokai, Eric	17	KUP
9.21m		St Jean kavuma, Dwayne	17	HSB
NM				

[\[Top of Page\]](#) [\[Event List\]](#)

Event 48 BOYS 16-18 Juvenile Shot Put

MARK		NAME		TEAM
	1	Boyce-Babb, Keaton	17	RVAL
13.16m	2	McKenzie, Nathanael	17	BA
11.15m	3	Jacques, Ghandi	17	JFK
10.78m	4	Trino, Francesco	17	JRHS
10.63m	5	Doucet, Bruno	17	VMC
10.63m	6	Guenole, Sebastien	17	LAUR

9.41m	7	Martel, Dylan	17	WWHS
9.10m	8	Dacosta, Daniel	17	STT
9.07m	9	Henry, Jersey	17	BA
8.70m	10	Juneau, Robert	17	RVAL
7.97m	11	St Jacques, Alex	17	CENT
7.83m				

[\[Top of Page\]](#) [\[Event List\]](#)

Event 49 BOYS 16-18 Juvenile Discus Throw

MARK		NAME		TEAM
	1	Stacey, Tiger	17	KUP
29.16m	2	Henry, Jersey	17	BA
29.10m	3	Wong, Christopher	17	LAUR
27.61m	4	McKenzie, Nathanael	17	BA
27.25m	5	Byrne, Ryan	17	HSB
26.44m	6	Martel, Dylan	17	WWHS
25.08m	7	Cabos-Oliver, Tremaine	17	RVAL
23.17m	8	Xie, Kevin	17	STT
22.85m	9	St Jacques, Alex	17	CENT
20.81m	10	Wegreyn, Chris	17	STT
17.16m				

[\[Top of Page\]](#) [\[Event List\]](#)

Event 50 BOYS 16-18 Juvenile Javelin Throw

MARK		NAME		TEAM
	1	Snyder, Steve	17	KUP
34.57m	2	Xie, Kevin	17	STT
33.37m	3	Lee-Marchard, Richard	17	STT
33.32m	4	Martel, Dylan	17	WWHS
32.48m	5	Julien, Kenry	17	BA
31.08m	6	Wong, Christopher	17	LAUR

28.11m			
7	Fortier, Auguste	17	WIC
26.09m			
8	Guenole, Sebastien	17	LAUR
24.28m			
9	Lee, David	17	LMAC
22.90m			
10	Zeliszczak, Derek	17	LA
22.59m			
11	Dacosta, Daniel	17	STT
20.76m			
12	Goodman, Paul	17	CENT
17.94m			
	Dassios, Sotirios	17	VMC
NM			
	Trino, Francesco	17	JRHS
NM			

[\[Top of Page\]](#) [\[Event List\]](#)

*2012 GMAA Track and Field Boys Championship Meet

Thursday, May 10th, 2012

St Laurent

10/05/2012 - 10/05/2012

Meet Scores

MALE INDIVIDUAL Age Group 11 - 13			
1	MONTANO, NATHAN	BEURLING ACADEMY	17.000
1	CAPRERA, TOMAS	LOYOLA HS	17.000
3	BROWN, DAKOTA	RIVERDALE HS	14.000
4	SINGLETON, ALAN	PIERREFONDS COMP HS	13.000
5	LEBEL, MICHAEL	LOYOLA HS	12.000
6	BRITTON, LOUIS	WESTWOOD HS	11.000
6	MAKAROV, MAX	LOWER CANADA COLLEGE	11.000
8	PALIOTTI, NICK	JOHN RENNIE HS	10.000
9	HINTERMUELLER, DANE	KUPER ACADEMY	9.000
9	ABANDONATO, PETER	LAVAL LIBERTY HS	9.000
9	JOSEPH, DUSTIE	WEST ISLAND COLLEGE	9.000
9	KOCIU, DAVID	WEST ISLAND COLLEGE	9.000
13	POLIDORI, GABRIEL	ST GEORGE'S HS	8.000
13	SANANES, JEREMY	WEST ISLAND COLLEGE	8.000
15	LITTLE, JACK	SELWYN HOUSE SCHOOL	7.000
15	SARI, GABRIEL	LOYOLA HS	7.000
15	DOTTIN, RASHEEM	RIVERDALE HS	7.000
15	CARSON, RYAN	LOYOLA HS	7.000
15	ALTMAN, JORDAN	ST GEORGE'S HS	7.000
15	BERLINGUETTE, DANIEL	HOWARD S BILLINGS HS	7.000
15	NAVARRA, JAKE	KUPER ACADEMY	7.000
22	KAY HIVES, SCOTT	HOWARD S BILLINGS HS	6.000
23	SALVO, DOMENIC	LOYOLA HS	5.000
23	LEIRIAO, OLIVER	LOYOLA HS	5.000
23	DJINADOU, MAUK	KUPER ACADEMY	5.000
23	TROQUET, GUILLAUME	LOWER CANADA COLLEGE	5.000
27	BRADY, ALEXANDER	WESTWOOD HS	4.000
27	KASOVAN, ANTHONY	ST THOMAS HS	4.000
27	BEIROUTI, JEAN-PAUL	LOYOLA HS	4.000
27	ABBAN, JAMAL	ST THOMAS HS	4.000
27	TRIGONAKIS, STEVEN	LAURENHILL ACADEMY	4.000
27	ANTOINE, MARUS	KUPER ACADEMY	4.000
33	SCANTLEBURY, SHAYLIN	HOWARD S BILLINGS HS	3.500
34	LAMBERT, NATHAN	WESTWOOD HS	3.000
34	HOLLIDAY, KISHAWN	HOWARD S BILLINGS HS	3.000

34	CARTMAN, DYLAN	LASALLE COMMUNITY HS	3.000
34	MILLER, CONNER	LAKESIDE ACADEMY	3.000
34	VILAROEL, TRISTAN	WESTWOOD HS	3.000
34	NOWAKOWSKI, ALEX	LOYOLA HS	3.000
34	MCINTYRE, ALEX	LAKESIDE ACADEMY	3.000
41	MARLEAU, VINCENT	WESTWOOD HS	2.000
41	MARQUES, MATTHEW	LAVAL LIBERTY HS	2.000
41	COPPIN, MYLES	RIVERDALE HS	2.000
41	TUTINO, JOSEPH	LOYOLA HS	2.000
41	NEYSMITH, GRAHAM	JOHN RENNIE HS	2.000
41	TSATOUMAS, ATHANASIOS	LOYOLA HS	2.000
41	CAMPANELLA, JULIAN	WESTWOOD HS	2.000
41	ZUCCHI, TOM	KUPER ACADEMY	2.000
49	JONES, RILEY	WESTWOOD HS	1.000
49	SHAPIRO, JOSH	WESMOUNT HS	1.000
49	MARCHARD, ALEXANDRE	LAURENHILL ACADEMY	1.000
49	DIMITRAKOPOULOS, NICHOLAS	LAVAL LIBERTY HS	1.000
49	CLAYTON, JOE	ST GEORGE'S HS	1.000
54	CAUVY, ETHAN	ECOLE MAIMONIDES	.500

MALE INDIVIDUAL Age Group 14 - 15

1	ELBAZ, JONAH	HERZLIAH HIGH SCHOOL	21.000
2	AGEYEMANG, TERRENCE	PIERREFONDS COMP HS	19.000
3	SACKSNER, JACOB	ST THOMAS HS	17.000
4	FILGIANO, MATTHEW	LOWER CANADA COLLEGE	16.000
5	JULIEN, JUSTIN	LASALLE COMMUNITY HS	15.000
6	MACINNIS-MORRIS, BRENDAN	LOWER CANADA COLLEGE	14.000
6	WILLIAMS, RASHAAN	BEACONSFIELD HS	14.000
8	THOMPSON, TIMOTHY	LOYOLA HS	13.000
9	RAGULAN, SIAYANTH	PIERREFONDS COMP HS	12.000
9	LIPARI, GIUSEPPE	LOWER CANADA COLLEGE	12.000
11	WILK, PETER	LOYOLA HS	10.000
12	OOCHICONE, DIEGO	BEACONSFIELD HS	9.000
12	LERGA, ROKO	LAVAL LIBERTY HS	9.000
12	BUSBY, SHAMAR	LASALLE COMMUNITY HS	9.000
15	SASSI, PHILIP	LAURENHILL ACADEMY	8.000
15	BRUNO, GABRIEL	LAURENHILL ACADEMY	8.000
17	MALABORSA, SIMON	LAURENHILL ACADEMY	7.000
17	GRENIER, PATRICK	LOYOLA HS	7.000
19	LAI, PATRICK	LOWER CANADA COLLEGE	6.000
20	HORSFORD, BRANDON	LASALLE COMMUNITY HS	5.000
20	DAGENAIS, ERIC	WEST ISLAND COLLEGE	5.000
20	HEBERT, DEREK	LOYOLA HS	5.000
20	HOLMES, KEVANTE	LAURENHILL ACADEMY	5.000
24	SORGER, ALEX	LAVAL LIBERTY HS	4.000
24	WARD, WILLIAM	ST GEORGE'S HS	4.000
24	WATTS, MICAH	LAURENHILL ACADEMY	4.000

24	STAPLETON, CAMERON	BEACONSFIELD HS	4.000
24	MAHFOUDHI, RAYAN	KUPER ACADEMY	4.000
24	ARNON, DANNY	HERZLIAH HIGH SCHOOL	4.000
24	DIMENTBERG, RYAN	LOWER CANADA COLLEGE	4.000
24	FARINA, MICHAEL	BEACONSFIELD HS	4.000
32	YARDLEY-JONES, AIDAN	PIERREFONDS COMP HS	3.000
32	ROZENBERG, DANIEL	BIALIK HS	3.000
32	ALLMAN, LUKE	LAKESIDE ACADEMY	3.000
32	AZIZ, TAOFIQ	LAURENHILL ACADEMY	3.000
32	VISSA, BRANDON	WEST ISLAND COLLEGE	3.000
32	MYROPOULOS, LEO	ST THOMAS HS	3.000
32	TRAN, KEVIN	LOYOLA HS	3.000
32	SEINET-CONNORS, DYLAN	LAURENHILL ACADEMY	3.000
32	CLASPER-INGLIS, KEVIN	LINDSAY PLACE HS	3.000
41	DIAMOND, JONATHAN	WEST ISLAND COLLEGE	2.000
41	BOUCHER-CHAREST, THOMAS	LOWER CANADA COLLEGE	2.000
41	FILENKOV, VLADIMIR	WEST ISLAND COLLEGE	2.000
41	GOULD, ETHAN	ST THOMAS HS	2.000
41	LAPORTA, MATTHEW	LOWER CANADA COLLEGE	2.000
46	PEARLMAN, GEORGE	SELWYN HOUSE SCHOOL	1.000
46	STUART, MATTHEW	WESTWOOD HS	1.000
46	FIRONI, BRAD	KUPER ACADEMY	1.000
46	VIRDEE, JASTAJ	ST THOMAS HS	1.000
46	KNOPP, ANDREW	WEST ISLAND COLLEGE	1.000
46	BOSTIC-LEWIS, TIZHI	MARYMOUNT ACADEMY	1.000
46	GORDON, SHAWN	BIALIK HS	1.000
46	OOCHICONE, ALESSIO	BEACONSFIELD HS	1.000
46	DILLION, MARCUS	JOHN RENNIE HS	1.000

MALE INDIVIDUAL Age Group 16 - 18

1	SYKES, ZACKARY	LINDSAY PLACE HS	24.000
2	NIEDERMAN, NATHANAEL	LOWER CANADA COLLEGE	21.000
3	MCKENZIE, NATHANAEL	BEURLING ACADEMY	19.000
4	CONNOLLY, DAVID	JOHN RENNIE HS	15.000
5	HASTINGS, JAY	WESTWOOD HS	14.000
5	MILLER, JULIEN	LOWER CANADA COLLEGE	14.000
7	POLYDORE, JAHKHEEM	BEURLING ACADEMY	13.000
7	JAMES, KENEAL	HOWARD S BILLINGS HS	13.000
9	NOEL, JAMAL	HOWARD S BILLINGS HS	12.000
10	BROWN, JONATHAN	LINDSAY PLACE HS	10.000
11	WEGREYN, CHRIS	ST THOMAS HS	9.000
11	MARCHAND, STEVEN	LAURENHILL ACADEMY	9.000
13	LAYNE, SHAQUAAN	JOHN F KENNEDY HS	8.000
14	GRANT, TREYVON	BEURLING ACADEMY	7.000
14	SNYDER, STEVE	KUPER ACADEMY	7.000
14	BOYCE-BABB, KEATON	ROYAL VALE SCHOOL	7.000
14	STACEY, TIGER	KUPER ACADEMY	7.000

14 HENRY, JERSEY	BEURLING ACADEMY	7.000
19 SOLOMON, MATTHEW	PIERREFONDS COMP HS	6.000
19 JULIEN, KENRY	BEURLING ACADEMY	6.000
19 DEMERS, MAX	ST THOMAS HS	6.000
22 XIE, KEVIN	ST THOMAS HS	5.000
22 SLAPCOFF, LAWRENCE	BIALIK HS	5.000
22 GRUMAN, NIKLAS	ST GEORGE'S HS	5.000
22 WONG, CHRISTOPHER	LAURENHILL ACADEMY	5.000
22 ENG-MITCHELL, LEUNG	LINDSAY PLACE HS	5.000
27 VERICAIN, MUHAMMED	LINDSAY PLACE HS	4.000
27 JACQUES, GHANDI	JOHN F KENNEDY HS	4.000
27 ST JEAN KAVUMA, DWAYNE	HOWARD S BILLINGS HS	4.000
27 LEE-MARCHARD, RICHARD	ST THOMAS HS	4.000
27 GEORGE, KESHAWN	LASALLE COMMUNITY HS	4.000
27 MARTEL, DYLAN	WESTWOOD HS	4.000
33 TRINO, FRANCESCO	JOHN RENNIE HS	3.000
33 LAPIERRE, MATTHEW	LINDSAY PLACE HS	3.000
33 JOHN, TEQUAN	BEURLING ACADEMY	3.000
36 DOUCET, BRUNO	VINCENT MASSEY	2.000
36 BYRNE, RYAN	HOWARD S BILLINGS HS	2.000
36 JONES, MATT	WESTWOOD HS	2.000
36 FRANCIS, ERIC	ST THOMAS HS	2.000
40 PALIOTTI, ALEX	JOHN RENNIE HS	1.000
40 LEUNGY, ENG-MICHEL	LINDSAY PLACE HS	1.000
40 GUENOLE, SEBASTIEN	LAURENHILL ACADEMY	1.000
40 LEE, DAVID	LAURIER MACDONALD HS	1.000
40 VAILLANCOURT, IAN	PIERREFONDS COMP HS	1.000
40 MCGREGOR, TRAVIS	JOHN RENNIE HS	1.000
40 LATUFARO, MASSIMO	LESTER B PEARSON HS	1.000
40 MALORNI, EDUARDO	VINCENT MASSEY	1.000

*2012 GMAA Track and Field Boys Championship Meet

Thursday, May 10th, 2012

St Laurent

10/05/2012 - 10/05/2012

Meet Scores

MALE TEAM Age Group 11 - 13			
1	LOYOLA HS	LOY	73.000
2	KUPER ACADEMY	KUP	34.000
3	WESTWOOD HS	WWHS	30.000
4	WEST ISLAND COLLEGE	WIC	26.000
5	ST GEORGE'S HS	STG	23.000
5	RIVERDALE HS	RIV	23.000
7	HOWARD S BILLINGS HS	HSB	21.500
8	LOWER CANADA COLLEGE	LCC	19.000
9	BEURLING ACADEMY	BA	17.000
10	PIERREFONDS COMP HS	PCHS	13.000
11	JOHN RENNIE HS	JRHS	12.000
11	LAVAL LIBERTY HS	LLHS	12.000
13	LAURENHILL ACADEMY	LAUR	10.000
14	ST THOMAS HS	STT	8.000
15	SELWYN HOUSE SCHOOL	SELW	7.000
15	LINDSAY PLACE HS	LPHS	7.000
17	LAKESIDE ACADEMY	LA	6.000
18	LASALLE COMMUNITY HS	LCHS	3.000
19	WESMOUNT HS	WHS	1.000
20	ECOLE MAIMONIDES	MAI	.500
MALE TEAM Age Group 14 - 15			
1	LOWER CANADA COLLEGE	LCC	60.000
2	LAURENHILL ACADEMY	LAUR	50.000
3	LOYOLA HS	LOY	47.000
4	PIERREFONDS COMP HS	PCHS	39.000
5	BEACONSFIELD HS	BHS	37.000
6	LASALLE COMMUNITY HS	LCHS	29.000
7	ST THOMAS HS	STT	28.000
8	HERZLIAH HIGH SCHOOL	HZHS	25.000
9	LAVAL LIBERTY HS	LLHS	17.000
10	WEST ISLAND COLLEGE	WIC	13.000
11	KUPER ACADEMY	KUP	5.000
12	ST GEORGE'S HS	STG	4.000
12	BIALIK HS	BIAL	4.000
14	LAKESIDE ACADEMY	LA	3.000

14	LINDSAY PLACE HS	LPHS	3.000
16	SELWYN HOUSE SCHOOL	SELW	1.000
16	WESTWOOD HS	WWHS	1.000
16	JOHN RENNIE HS	JRHS	1.000
16	MARYMOUNT ACADEMY	MMA	1.000

MALE TEAM Age Group 16 - 18

1	BEURLING ACADEMY	BA	69.000
2	LINDSAY PLACE HS	LPHS	51.000
3	LOWER CANADA COLLEGE	LCC	35.000
4	ST THOMAS HS	STT	34.000
5	HOWARD S BILLINGS HS	HSB	33.000
6	WESTWOOD HS	WWHS	20.000
6	JOHN RENNIE HS	JRHS	20.000
6	KUPER ACADEMY	KUP	20.000
9	LAURENHILL ACADEMY	LAUR	17.000
10	JOHN F KENNEDY HS	JFK	12.000
11	LAVAL LIBERTY HS	LLHS	8.000
12	ROYAL VALE SCHOOL	RVAL	7.000
12	PIERREFONDS COMP HS	PCHS	7.000
14	ST GEORGE'S HS	STG	5.000
14	BIALIK HS	BIAL	5.000
16	LASALLE COMMUNITY HS	LCHS	4.000
17	VINCENT MASSEY	VMC	3.000
18	LAURIER MACDONALD HS	LMAC	1.000
18	LESTER B PEARSON HS	LBP	1.000

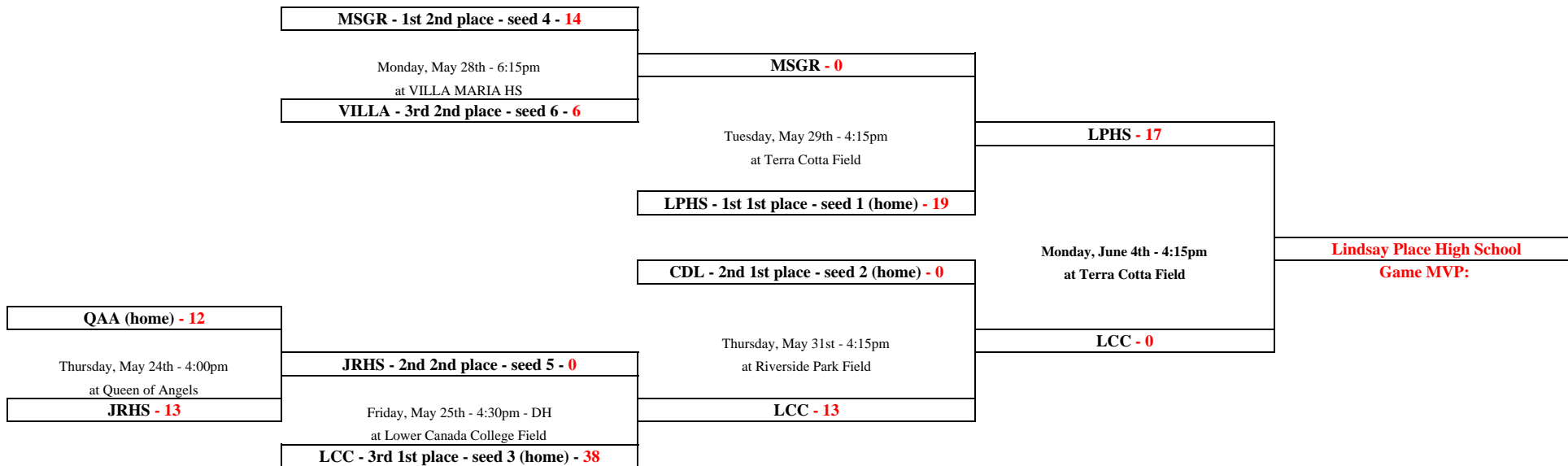
FLAG FOOTBALL PLAYOFFS 2012

05/06/2012 8:29

Juvenile Girls

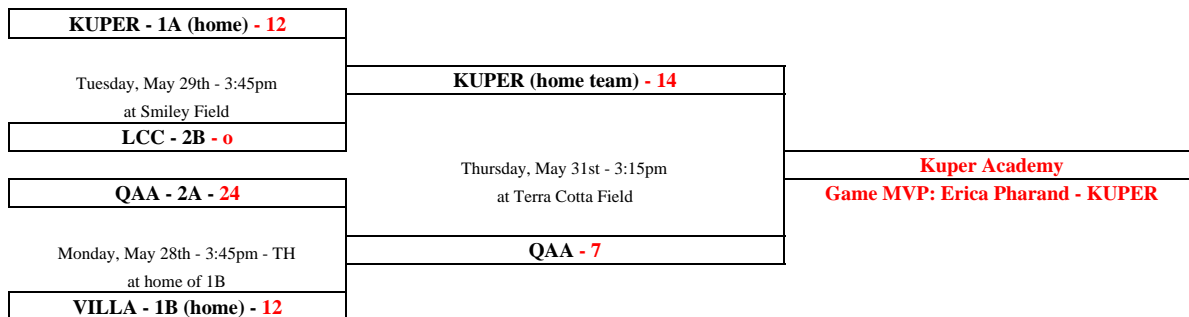
Tie Breaker	Quarters	Semi	Final	Champions
-------------	----------	------	-------	-----------

#1 Playoff Rule - 1st and 2nd place from the same section cannot meet until the finals
MSGR does not have a field



Midget Girls


Semi	Final	Champions
------	-------	-----------



Bantam Girls

Semi	Final	Champions
------	-------	-----------

DORVAL cannot play on Thursday, May 24 or Friday, May 25



Monday, May 28th - 2:30pm - TH at Villa Maria HS
VILLA - 2B - 6
KUPER - 2A - 18
Friday, May 25th - 3:15pm - DH at Lower Canada College
LCC - 1B (home) - 12

ESD (home team) - 14
Thursday, May 31st - 2:00pm at Terra Cotta Field
KUPER - 12

Ecole Secondaire Dorval
Game MVP: Marilou Deschênes - ESD

G.M.A.A. Girls Flag Football FINAL Standings 2012

	School	Games	Win	Loss	Tie	Points
Juvenile Girls "1A"						
6	Lindsay Place High School - LPHS	6	6	0	0	12
	Queen of Angels Academy - QAA	6	3	3	0	6
	John Rennie High School - JRHS	6	3	3	0	6
	Ecole Secondaire Dorval - ESD	6	0	6	0	0
Juvenile Girls "1B"						
6	Ecole Sec. Cavelier-De LaSalle - CDL	6	5	1	0	10
	Ecole Sec. Monseigneur-Richard - MSGR	5	4	1	0	8
	Bialik High School - BIAL	6	0	6	0	0
Juvenile Girls "1C"						
5	Lower Canada College - LCC.	4	3	1	0	6
	Villa Maria High School - VILLA	5	1	4	0	2
	OUT St George's School - STG	0	0	0	0	0
Midget Girls "1A"						
7	Kuper Academy - KUPER	7	6	1	0	12
	Queen of Angels Academy - QAA	6	2	4	0	4
	Ecole Secondaire Dorval - ESD	6	0	6	0	0
Midget Girls "1B"						
7	Villa Maria High School - VILLA	7	6	1	0	12
	Lower Canada College - LCC.	7	5	2	0	10
	Bialik High School - BIAL	7	1	6	0	2
Bantam Girls "1A"						
6	Ecole Secondaire Dorval - ESD	6	5	1	0	10
	Kuper Academy - KUPER	6	5	1	0	10
	Ecole Sec. Cavelier-De LaSalle - CDL	6	1	5	0	2
	Riverdale High School - RIVHS	6	1	5	0	2
Bantam Girls "1B"						
6	Lower Canada College - LCC.	6	6	0	0	12
	Villa Maria High School - VILLA	5	3	2	0	6
	John Paul I High School - JP1	5	1	4	0	2
	LaurenHill Academy - LAURN	4	0	4	0	0

Juvenile Boys Lacrosse Playoffs 2012

01/06/2012 20:31

Semi Finals

Finals

Champions

PCHS - 4th place - 5

Thursday, May 31st - 5:00pm
at Concordia University Field

CJB - 10

CJB - 1st place - 11

Friday, June 1st - 5:30pm
at CJB Field

Howard S Billings High School

Game MVP: Trevor Stacey - HSBHS

KUPER - 3rd place - 5

Wednesday, May 30th - 2:30pm
at Howard S Billings HS

HSBHS - 12

HSBHS - 2nd place - 9

Field Lacrosse FINAL Standings 2012

0

5/25/12 5:29 PM

School	Games	Win	Loss	Tie	Points
JB1A					
College Brebeuf	9	9	0	0	18
Howard S Billings HS	9	8	1	0	16
Kuper Academy	8	6	2	0	12
Pierrefonds Comprehensive HS	9	5	4	0	10
Kahnawake Survival School	9	5	4	0	10
MacDonald High School	9	4	4	1	9
Lindsay Place High School	9	3	6	0	6
John Rennie HS	9	2	6	1	5
Westwood High School	9	1	8	0	2
Centennial Academy	8	0	8	0	0

44

*2012 GMAA Track and Field Girls Championship Meet

Wednesday, May 9th, 2012

St Laurent

09/05/2012 - 09/05/2012

Meet Scores

FEMALE TEAM Age Group 11 - 13			
1	WESTWOOD HS	WWHS	60.000
2	ROYAL WEST ACADEMY	ROY	52.000
3	LOWER CANADA COLLEGE	LCC	45.000
4	ST THOMAS HS	STT	41.000
5	ECS SCHOOL	ECS	33.000
6	LASALLE COMMUNITY HS	LCHS	20.000
6	HOWARD S BILLINGS HS	HSB	20.000
8	JOHN RENNIE HS	JRHS	13.000
9	LINDSAY PLACE HS	LPHS	11.000
10	VILLA MARIA HS	VILA	9.000
11	ST GEORGE'S SCHOOL	STG	7.000
12	LESTER B PEARSON HS	LBP	5.000
13	BEACONSFIELD HS	BHS	4.000
13	LAVAL LIBERTY HS	LLHS	4.000
15	KUPER ACADEMY	KUP	3.000
16	WEST ISLAND COLLEGE	WIC	2.000
17	TRAFALGAR SCHOOL	TRAF	1.000
FEMALE TEAM Age Group 14 - 15			
1	LOWER CANADA COLLEGE	LCC	108.500
2	ROYAL WEST ACADEMY	ROY	44.000
3	JOHN RENNIE HS	JRHS	32.000
4	VILLA MARIA HS	VILA	31.000
5	WESTWOOD HS	WWHS	21.000
6	LESTER B PEARSON HS	LBP	20.000
7	WEST ISLAND COLLEGE	WIC	14.000
8	LASALLE COMMUNITY HS	LCHS	12.500
9	ST THOMAS HS	STT	12.000
10	LAURENHILL ACADEMY	LAUR	11.000
11	LAVAL LIBERTY HS	LLHS	10.000
12	HOWARD S BILLINGS HS	HSB	7.000
12	VINCENT MASSEY	VMC	7.000
14	SACRED HEART SCHOOL	SHSM	6.000
15	BEACONSFIELD HS	BHS	5.000
16	LAURIER MACDONALD HS	LMAC	4.000
17	LAKESIDE ACADEMY	LA	2.000

18	THE STUDY	STUD	1.000
FEMALE TEAM Age Group 16 - 18			
1	LINDSAY PLACE HS	LPHS	74.000
2	VILLA MARIA HS	VILA	43.000
3	ROYAL VALE SCHOOL	RVAL	32.000
4	ST THOMAS HS	STT	27.000
5	WESTWOOD HS	WWHS	26.000
6	PIERREFONDS COMP HS	PCHS	25.000
7	THE STUDY	STUD	22.000
8	LAVAL LIBERTY HS	LLHS	16.000
9	BEURLING ACADEMY	BA	14.000
10	LAURENHILL ACADEMY	LAUR	13.000
11	VINCENT MASSEY	VMC	12.000
12	LESTER B PEARSON HS	LBP	10.000
13	ST GEORGE'S SCHOOL	STG	9.000
14	TRAFALGAR SCHOOL	TRAF	7.000
14	WEST ISLAND COLLEGE	WIC	7.000
16	HOWARD S BILLINGS HS	HSB	4.000
16	SACRED HEART SCHOOL	SHSM	4.000
18	KUPER ACADEMY	KUP	2.000

*2012 GMAA Track and Field Girls Championship Meet

Wednesday, May 9th, 2012

St Laurent

09/05/2012 - 09/05/2012

Meet Results

[Ev# 1 GIRLS 11-13 Bantam 100m D](#)
[Ev# 5 GIRLS 11-13 Bantam 1500m](#)
[Ev# 9 GIRLS 11-13 Bantam 4x400m](#)
[Ev# 13 GIRLS 11-13 Bantam Triple](#)
[Ev# 17 GIRLS 14-15 Midget 100m D](#)
[Ev# 21 GIRLS 14-15 Midget 1500m](#)
[Ev# 25 GIRLS 14-15 Midget 4x100m](#)
[Ev# 29 GIRLS 14-15 Midget Long J](#)
[Ev# 33 GIRLS 14-15 Midget Javeli](#)
[Ev# 37 GIRLS 16-18 Juvenile 800m](#)
[Ev# 41 GIRLS 16-18 Juvenile 400m](#)
[Ev# 45 GIRLS 16-18 Juvenile Pole](#)
[Ev# 49 GIRLS 16-18 Juvenile Disc](#)

[Ev# 2 GIRLS 11-13 Bantam 200m R](#)
[Ev# 6 GIRLS 11-13 Bantam 3000m](#)
[Ev# 10 GIRLS 11-13 Bantam High J](#)
[Ev# 14 GIRLS 11-13 Bantam Shot P](#)
[Ev# 18 GIRLS 14-15 Midget 200m R](#)
[Ev# 22 GIRLS 14-15 Midget 3000m](#)
[Ev# 26 GIRLS 14-15 Midget 4x400m](#)
[Ev# 30 GIRLS 14-15 Midget Triple](#)
[Ev# 34 GIRLS 16-18 Juvenile 100m](#)
[Ev# 38 GIRLS 16-18 Juvenile 1500](#)
[Ev# 42 GIRLS 16-18 Juvenile 4x10](#)
[Ev# 46 GIRLS 16-18 Juvenile Long](#)
[Ev# 50 GIRLS 16-18 Juvenile Jave](#)

[Ev# 3 GIRLS 11-13 Bantam 400m R](#)
[Ev# 7 GIRLS 11-13 Bantam 60m Hu](#)
[Ev# 11 GIRLS 11-13 Bantam Pole V](#)
[Ev# 15 GIRLS 11-13 Bantam Discus](#)
[Ev# 19 GIRLS 14-15 Midget 400m R](#)
[Ev# 23 GIRLS 14-15 Midget 80m Hu](#)
[Ev# 27 GIRLS 14-15 Midget High J](#)
[Ev# 31 GIRLS 14-15 Midget Shot P](#)
[Ev# 35 GIRLS 16-18 Juvenile 200m](#)
[Ev# 39 GIRLS 16-18 Juvenile 3000](#)
[Ev# 43 GIRLS 16-18 Juvenile 4x40](#)
[Ev# 47 GIRLS 16-18 Juvenile Trip](#)

[Ev# 4 GIRLS 11-13 Bantam 800m R](#)
[Ev# 8 GIRLS 11-13 Bantam 4x100m](#)
[Ev# 12 GIRLS 11-13 Bantam Long J](#)
[Ev# 16 GIRLS 11-13 Bantam Javeli](#)
[Ev# 20 GIRLS 14-15 Midget 800m R](#)
[Ev# 24 GIRLS 14-15 Midget 400m H](#)
[Ev# 28 GIRLS 14-15 Midget Pole V](#)
[Ev# 32 GIRLS 14-15 Midget Discus](#)
[Ev# 36 GIRLS 16-18 Juvenile 400m](#)
[Ev# 40 GIRLS 16-18 Juvenile 100m](#)
[Ev# 44 GIRLS 16-18 Juvenile High](#)
[Ev# 48 GIRLS 16-18 Juvenile Shot](#)

[\[Top of Page\]](#) [\[Event List\]](#)

Event 1 GIRLS 11-13 Bantam 100m Dash

FINALS

MARK	NAME		TEAM
13.34	1 Angell, Kaitlin	13	WVHS
13.35	2 Savoury, Jordan	13	LCHS
13.75	3 Senior, Zarya	13	JRHS
14.22	4 Armstrong, Sarah	13	STT
14.35	5 Durant, Celiciah	13	LPHS
14.50	6 Burgess, Parys-Jada	13	LPHS
14.51	7 McRae, Jamee	13	VILA
14.66	8 Dluhosh, Chloe	13	ECS

PRELIMS

13.43 Q	1 Savoury, Jordan	13	LCHS
13.48 Q	2 Angell, Kaitlin	13	WVHS
13.94 Q	3 Senior, Zarya	13	JRHS

4	Armstrong, Sarah	13	STT
14.20 Q			
5	Burgess, Parys-Jada	13	LPHS
14.24 q			
6	Durant, Celiciah	13	LPHS
14.28 Q			
7	Dluhosh, Chloe	13	ECS
14.51 q			
8	McRae, Jamee	13	VILA
14.52 Q			
9	Williams, Shanelle	13	BHS
14.52			
10	Rokov, Kalia	13	BHS
14.65			
11	Slawaska, Natasha	13	STT
14.72			
12	Lin, Juliana	13	ROY
14.76			
13	Ferreira-Robinson, Kassin	13	RIV
15.06			
14	Raymond-Black, Bianca	13	RIV
15.21			
15	Williams, Kaylyn	13	HSB
15.29			
16	Montacano, Olivia	13	KUP
15.36			

[\[Top of Page\]](#) [\[Event List\]](#)

Event 2 GIRLS 11-13 Bantam 200m Run

FINALS

MARK	NAME		TEAM	
	1	Angell, Kaitlin	13	WWHS
27.71				
	1	Savoury, Jordan	13	LCHS
27.71				
	3	Smith, Emma	13	STT
28.74				
	4	Durant, Celiciah	13	LPHS
30.31				
	5	Williams, Kaylyn	13	HSB
30.78				
	6	St Louis, Eunissa	13	LPHS
30.90				

PRELIMS

	1	Angell, Kaitlin	13	WWHS
28.04 Q				
	2	Savoury, Jordan	13	LCHS
28.13 Q				
	3	Smith, Emma	13	STT
28.69 Q				
	4	Williams, Kaylyn	13	HSB
29.36 q				
	5	Durant, Celiciah	13	LPHS

29.61	q	6	St Louis, Eunissa	13	LPHS
30.29	q	7	Lawler, Maddy	13	ROY
30.33		8	Sambrook, Samatha	13	STUD
30.36		9	Williams, Shanelle	13	BHS
30.58		10	Papanastasio, Alexa	13	LCC
30.62		11	McRae, Jamee	13	VILA
31.24		12	Quattrocchi, Giuliana	13	LBP
31.38		13	Moss, Sudney	13	LCC
31.74		14	Montacano, Olivia	13	KUP
31.89		15	Greenough, Kayla	13	WWHS
32.11		16	Chilcott, Joy	13	HSB
32.78					

[\[Top of Page\]](#) [\[Event List\]](#)

Event 3 GIRLS 11-13 Bantam 400m Run

MARK		NAME		TEAM
	1	Frantz, Kirsten	13	ROY
1:06.19	2	Quattrocchi, Giuliana	13	LBP
1:09.85	3	Williams, Kaylyn	13	HSB
1:10.54	4	Nellis, Brianna	13	ECS
1:10.61	5	Rado-Rinaldo, Isabella	13	LLHS
1:10.73	6	Lin, Juliana	13	ROY
1:11.08	7	Lafon, Zoe	13	WWHS
1:11.40	8	Beruba, Victoria	13	WWHS
1:12.30	9	Kuzik, Lauren	13	WWHS
1:12.43	10	Marisolais, Anika	13	STT
1:12.70	11	Docherty, Kelsey	13	STT
1:14.15	12	Horne, Lylee	13	HSB
1:16.78	13	Dupre, Chloe	13	VILA
1:17.57	14	Ondrechak, Daniela	13	BHS
1:22.93	15	Wang, Xina	13	WIC
1:23.37				

Event 4 GIRLS 11-13 Bantam 800m Run

MARK	NAME		TEAM	
1	Frantz, Kirsten	13	ROY	
2:32.95	2	Rae, Amanda	13	STT
2:39.44	3	Dluhosh, Chloe	13	ECS
2:50.98	4	Neumann, Alexandra	13	STG
2:54.83	5	Hodgson, Izabella	13	ECS
2:55.36	6	Calabrese, Andrea	13	ROY
2:59.07	7	Fallis, Holly	13	STT
2:59.31	8	Aikman, Zoe	13	VILA
3:01.28	9	Michieleito, Amanda	13	STT
3:03.82	10	Israel, Julia	13	LCC
3:05.79	11	Atsaidis, Zoe	13	LCC
3:06.17	12	Daley, Julia	13	VILA
3:06.77	13	Williams, Kaylyn	13	HSB
3:08.20	14	Horne, Lylee	13	HSB
3:20.80				

Event 5 GIRLS 11-13 Bantam 1500m Run

MARK	NAME		TEAM	
1	Rae, Amanda	13	STT	
5:21.45	2	Nellis, Brianna	13	ECS
5:39.65	3	Dluhosh, Chloe	13	ECS
5:54.32	4	Neumann, Alexandra	13	STG
5:58.35	5	Humes, Sarah	13	LCC
6:08.00	6	Mercier, Emma	13	TRAF
6:09.05	7	Desparois, Sian	13	STT
6:09.28	8	Handfield, Julia	13	STT

6:09.62			
9	Jang, Maddy	13	ROY
6:25.54			
10	Kyres, Marissa	13	LCC
6:26.69			
11	Kwong, Rachel	13	STUD
6:33.16			
12	Renzi, Evelyne	13	LCC
6:42.46			
13	Warren, Laura	13	VILA
6:51.71			
14	Horne, Lylee	13	HSB
7:06.82			
15	Lowther, Alyssa	13	HSB
7:56.68			

[\[Top of Page\]](#) [\[Event List\]](#)

Event 6 GIRLS 11-13 Bantam 3000m Run

MARK	NAME		TEAM	
	1	Frantz, Kirsten	13	ROY
11:56.01				
	2	Humes, Sarah	13	LCC
13:12.92				
	3	Llano, Madison	13	LCC
13:29.12				
	4	Jang, Maddy	13	ROY
13:46.00				
	5	Giannakakis, Sophia	13	LLHS
13:58.47				
	6	Roberge-Carrington, Kamy	13	LCC
14:11.48				
	7	Warren, Laura	13	VILA
14:37.17				

[\[Top of Page\]](#) [\[Event List\]](#)

Event 7 GIRLS 11-13 Bantam 60m Hurdles

FINALS

MARK	NAME		TEAM	
	1	Beruba, Victoria	13	WWHS
14.01				
	2	Frantz, Kirsten	13	ROY
14.20				
	3	Humes, Sarah	13	LCC
14.58				
	4	Senior, Zarya	13	JRHS
15.65				
	5	Morgan, Kyra	13	STT
16.08				
	6	Lemay, Alice	13	ECS

16.23

PRELIMS

14.35	Q	1	Beruba, Victoria	13	WWHS
14.52	Q	2	Frantz, Kirsten	13	ROY
14.88	Q	3	Humes, Sarah	13	LCC
16.39	q	4	Lemay, Alice	13	ECS
16.51	q	5	Senior, Zarya	13	JRHS
16.54	q	6	Morgan, Kyra	13	STT
16.92		7	Dassiore, Sia	13	VILA
16.95		8	Neumann, Alexandra	13	STG
16.97		9	Burgess, Parys-Jada	13	LPHS
17.28		10	Thibault, Alexandra	13	VILA
17.32		11	Moreno, Lori	13	STT
17.44		12	Docherty, Kelsey	13	STT
17.99		13	Kwong, Rachel	13	STUD
19.22		14	Szabo-Riberio, Victoria	13	BHS

[\[Top of Page\]](#) [\[Event List\]](#)

Event 8 GIRLS 11-13 Bantam 4x100m Relay

MARK		NAME	TEAM
56.55	1	St Thomas HS A	STT
58.51	2	Westwood HS A	WWHS
58.52	3	Lindsay Place HS A	LPHS
58.83	4	Lower Canada College A	LCC
59.68	5	Royal West Academy A	ROY
1:00.23	6	John Rennie HS A	JRHS
1:00.61	7	Beaconsfield HS A	BHS
1:00.64	8	Villa Maria HS A	VILA
1:01.35	9	Lakeside Academy A	LA
1:02.08	10	ECS School A	ECS

11	John F Kennedy HS A	JFK
1:02.93		
12	St George's School A	STG
1:03.60		
13	The Study A	STUD
1:04.08		
14	Howard S Billings HS A	HSB
1:04.45		
15	Riverdale HS B	RIV
4:02.86		

[\[Top of Page\]](#) [\[Event List\]](#)

Event 9 GIRLS 11-13 Bantam 4x400m Relay

MARK	NAME	TEAM
1	Lower Canada College A	LCC
4:57.75		
2	Westwood HS A	WWHS
5:07.31		
3	ECS School A	ECS
5:11.91		
4	St Thomas HS A	STT
5:12.96		
5	Villa Maria HS A	VILA
5:13.43		
6	Royal West Academy A	ROY
5:20.04		
7	St George's School A	STG
5:30.82		

[\[Top of Page\]](#) [\[Event List\]](#)

Event 10 GIRLS 11-13 Bantam High Jump

MARK	NAME	TEAM
1	Frantz, Kirsten	13 ROY
1.50m		
2	Savoury, Jordan	13 LCHS
1.43m		
3	Lavoie, Lauria	13 WWHS
1.40m		
4	Williams, Kaylyn	13 HSB
1.35m		
5	McRae, Jamee	13 VILA
1.35m		
6	Travisano, Vanessa	13 ROY
1.30m		
7	Mercier, Emma	13 TRAF
1.25m		
7	Williams, Naquita	13 HSB
1.25m		
9	Balaam, Abigail	13 WWHS
1.25m		

1.25m	10	Wallace, Hannah	13	VILA
1.25m	11	Morgan, Kyra	13	STT
1.20m	12	Hodgson, Izabella	13	ECS
1.20m	12	Ashley, Devin	13	STT
1.15m	14	Moreno, Cindy	13	ROY
1.10m	15	Afriat, Melanie	13	WIC

[\[Top of Page\]](#) [\[Event List\]](#)

Event 12 GIRLS 11-13 Bantam Long Jump

MARK		NAME		TEAM
4.55m	1	Angell, Kaitlin	13	WVHS
4.53m	2	Humes, Sarah	13	LCC
4.43m	3	Korzer, Mikaela	13	WVHS
4.15m	4	Grozman, Tessa	13	ECS
4.06m	5	Docherty, Kelsey	13	STT
4.01m	6	Armstrong, Sarah	13	STT
3.98m	7	Morgan, Kyra	13	STT
3.86m	8	Johanson, Melissa	13	JRHS
3.85m	9	Williams, Liyah	13	LA
3.79m	10	Quattrocchi, Giuliana	13	LBP
3.69m	11	Hindle, Stephanie	13	WIC
3.67m	12	Iannotti, Victoria	13	ROY
3.59m	13	Morris, Kelsey	13	KUP
3.28m	14	Lowther, Alyssa	13	HSB

[\[Top of Page\]](#) [\[Event List\]](#)

Event 13 GIRLS 11-13 Bantam Triple Jump

MARK		NAME		TEAM
9.24m	1	Humes, Sarah	13	LCC

2	Senior, Zarya	13	JRHS
9.20m			
3	Sadaka, Arielle	13	ROY
8.67m			
4	Lawler, Maddy	13	ROY
8.47m			
5	Hodgson, Izabella	13	ECS
8.30m			
6	O'Brien, Mikaela	13	STG
8.17m			
7	Hoffman, Emma Lee	13	ROY
7.58m			
8	Williams, Naquita	13	HSB
7.58m			
9	Ward, Kate	13	BHS
7.09m			
10	Remtulla-Langlois, Ruheya	13	WWHS
7.00m			
11	MacLeod, Breanna	13	BHS
6.48m			
12	Morris, Kelsey	13	KUP
6.45m			
13	Szabo-Riberio, Victoria	13	BHS
5.79m			

[\[Top of Page\]](#) [\[Event List\]](#)

Event 14 GIRLS 11-13 Bantam Shot Put

MARK	NAME		TEAM	
	1	Williams, Naquita	13	HSB
8.36m				
	2	Sherrod, Kourtney	13	ECS
7.94m				
	3	Savoury, Jordan	13	LCHS
7.73m				
	4	Sahakian, Chelsey	13	KUP
7.69m				
	5	Papanastasiou, Alexa	13	LCC
7.40m				
	6	Lanthier, Melanie	13	WWHS
7.31m				
	7	Kwong, Rachel	13	STUD
7.27m				
	8	Fulford, Rose	13	ROY
6.90m				
	9	Dubreuil, Katheryne	13	WWHS
6.76m				
	10	Chemtov, Beatrice	13	ROY
6.66m				
	11	Upton, Laurie Ann	13	WWHS
6.58m				
	12	Llano, Madison	13	LCC
6.52m				
	13	Makinson, Olivia	13	STT
6.35m				
	14	Morris, Kelsey	13	KUP
5.71m				

[\[Top of Page\]](#) [\[Event List\]](#)

Event 15 GIRLS 11-13 Bantam Discus Throw

MARK	NAME		TEAM
17.98m	1 Sledge, Olivia	13	WWHS
17.92m	2 Papanastasious, Alexa	13	LCC
17.27m	3 Williams, Naquita	13	HSB
17.03m	4 Clarke, Samantha	13	WWHS
16.85m	5 Lanthier, Melanie	13	WWHS
16.81m	6 Afriat, Melanie	13	WIC
16.53m	7 Sherrod, Kourtney	13	ECS
16.12m	8 Chemtov, Beatrice	13	ROY
15.80m	9 Kwong, Rachel	13	STUD
15.10m	10 Szabo, Samantha	13	VILA
14.25m	11 Ghanem, Nadia	13	RIV
13.70m	12 Rohlicek, Elizabeth	13	ECS
13.67m	13 Ward, Kate	13	BHS
13.25m	14 Dergham, Soraya	13	WIC
13.00m	15 MacLeod, Breanna	13	BHS

[\[Top of Page\]](#) [\[Event List\]](#)

Event 16 GIRLS 11-13 Bantam Javelin Throw

MARK	NAME		TEAM
19.31m	1 Desparois, Sian	13	STT
18.18m	2 Thibault, Alexandra	13	VILA
17.31m	3 Ward, Kate	13	BHS
14.70m	4 Fulford, Rose	13	ROY
13.86m	5 Remtulla-Langlois, Ruheya	13	WWHS
13.56m	6 Afriat, Melanie	13	WIC
12.57m	7 Johanson, Melissa	13	JRHS

11.80m	8	Dergham, Soraya	13	WIC
10.70m	9	Chemtov, Beatrice	13	ROY
10.45m	10	Sahakian, Chelsey	13	KUP
9.90m	11	Makinson, Olivia	13	STT
9.60m	12	Perras, Madison	13	LPHS
NM		Clarke, Samantha	13	WWHS
NM		Llano, Madison	13	LCC

[\[Top of Page\]](#) [\[Event List\]](#)

Event 17 GIRLS 14-15 Midget 100m Dash

FINALS

MARK		NAME		TEAM
12.94	1	Perron-Smith, Jackie	15	LCC
13.39	2	Humes, Alana	15	LCC
14.22	3	Ferri, Geordan	15	STT
14.37	4	Doret, Sabrina	15	LAUR
14.39	5	Sanita, Sydney	15	LLHS
14.80	6	Cori-Manocchio, Valeria	15	SHSM
14.83	7	Warren, Rachel	15	LMAC
15.02	8	Preston-Sauve, Meaghan	15	BHS

PRELIMS

13.17	1	Perron-Smith, Jackie	15	LCC
13.44	2	Humes, Alana	15	LCC
14.16	3	Sanita, Sydney	15	LLHS
14.21	4	Ferri, Geordan	15	STT
14.37	5	Doret, Sabrina	15	LAUR
14.79	6	Warren, Rachel	15	LMAC
14.80	7	Cori-Manocchio, Valeria	15	SHSM
15.15	8	Preston-Sauve, Meaghan	15	BHS
	9	Walsh, Shannon	15	ROY

15.38
10 Wong, Jolian 15 ROY
15.48

[\[Top of Page\]](#) [\[Event List\]](#)

Event 18 GIRLS 14-15 Midget 200m Run

FINALS

MARK	NAME		TEAM
	1 Perron-Smith, Jackie	15	LCC
26.26	2 Sinnathurai, Neena	15	JRHS
28.54	3 Dahan, Annie	15	LCC
28.56	4 Lamptey, Keisha	15	VILA
29.76	5 MacCauley, Kathryn	15	LA
30.49	6 Sanita, Sydney	15	LLHS
31.68			

PRELIMS

	1 Perron-Smith, Jackie	15	LCC
26.46 Q	2 Sinnathurai, Neena	15	JRHS
28.94 Q	2 Dahan, Annie	15	LCC
28.94 q	4 MacCauley, Kathryn	15	LA
29.59 Q	5 Lamptey, Keisha	15	VILA
30.15 q	6 Sanita, Sydney	15	LLHS
30.78 q	7 Ferri, Geordan	15	STT
30.81	8 Warren, Rachel	15	LMAC
31.04	9 Demsadi, Alyssa	15	KUP
31.17	10 Day, Michele	15	ECS
31.24	11 Cori-Manocchio, Valeria	15	SHSM
31.32	12 Daghoter, Bailey	15	BHS
31.51	13 Walsh, Shannon	15	ROY
31.97	14 Chase, Anquelica	15	BHS
32.06	15 Doret, Sabrina	15	LAUR
32.63	16 Lapenna, Jessica	15	HSB
33.12			

Event 19 GIRLS 14-15 Midget 400m Run

MARK	NAME		TEAM
1	Perron-Smith, Jackie	15	LCC
1:00.25	2 Miller, Alexia	15	LCC
1:04.46	3 Kilmartin, Meaghan	15	WWHS
1:14.33	4 Gittens, Shinara	15	LAUR
1:14.39	5 Walsh, Shannon	15	ROY
1:15.13	6 Daghoter, Bailey	15	BHS
1:15.18	7 Nohring, Marie	15	LMAC
1:16.12	8 Dire, Claudia	15	VMC
1:16.44	9 Marchard, Kaelle	15	LAUR
1:20.07	10 Hallot, Sophie	15	WWHS
1:23.40			

Event 20 GIRLS 14-15 Midget 800m Run

MARK	NAME		TEAM
1	Miller, Alexia	15	LCC
2:38.25	2 Kilmartin, Meaghan	15	WWHS
2:56.18	3 Hickey, Kate	15	LCC
2:57.83	4 Toy, Sonia	15	LCC
3:00.68	5 Gittens, Shinara	15	LAUR
3:02.09	6 Impellizzeri, Julialina	15	VILA
3:02.84	7 Ste-Marie, Brianna	15	STT
3:02.95	8 Daghoter, Tanya	15	BHS
3:04.53	9 Nohring, Marie	15	LMAC
3:04.54	10 Marchard, Kaelle	15	LAUR
3:09.14	11 Lennox, Laurel	15	VILA
3:09.32	12 Koffman, Kristine	15	KUP

3:10.05
13 Taylor, Keera 15 LA
3:14.73

[\[Top of Page\]](#) [\[Event List\]](#)

Event 21 GIRLS 14-15 Midget 1500m Run

MARK	NAME		TEAM
1	Masi, Sarah	15	LBP
5:50.71	2 Allan, Melanie	15	LCC
5:52.77	3 Yao, Vanessa	15	ROY
5:55.00	4 Ste-Marie, Brianna	15	STT
5:55.01	5 Bleau, Virginie	15	VILA
6:15.96	6 Dahl, Jennifer	15	WWHS
6:18.36	7 Wong, Jolian	15	ROY
6:25.70	8 Jacobs, Maris	15	SHSM
6:26.65	9 White, Josephine	15	LCC
6:37.26	10 Trimarchi, Anyssa	15	LMAC
6:54.37			

[\[Top of Page\]](#) [\[Event List\]](#)

Event 22 GIRLS 14-15 Midget 3000m Run

MARK	NAME		TEAM
1	Folino, Stefania	15	VMC
12:06.64	2 Masi, Sarah	15	LBP
12:17.83	3 Allan, Melanie	15	LCC
12:36.94	4 Ste-Marie, Brianna	15	STT
12:44.63	5 White, Josephine	15	LCC
13:40.61	6 Dahl, Jennifer	15	WWHS
13:46.32	7 Bleau, Virginie	15	VILA
14:04.62	8 McDonald, Evelyn	15	VILA
14:06.10	9 Kostiuik, Samantha	15	LCHS
14:06.77	10 Jacobs, Maris	15	SHSM

14:10.43			
11	Sledge, Meagan	15	WWHS
16:30.41			
12	Craigwell, Kadisha	15	LA
16:50.93			
13	De Kappelle, Sophie	15	WWHS
16:59.96			

[\[Top of Page\]](#) [\[Event List\]](#)

Event 23 GIRLS 14-15 Midget 80m Hurdles

FINALS

MARK	NAME		TEAM	
	1	Frantz, Allison	15	ROY
12.57	2	Cori-Manocchio, Valeria	15	SHSM
15.59	3	Simoneau, Michelle	15	LBP
16.53	4	Mann, Meghan	15	LCC
17.41		Melo-Martins, Olivia	15	JFK
DNF				

PRELIMS

	1	Frantz, Allison	15	ROY
13.21	Q	Melo-Martins, Olivia	15	JFK
16.15	Q	Cori-Manocchio, Valeria	15	SHSM
16.28	Q	Simoneau, Michelle	15	LBP
17.15	q	Mann, Meghan	15	LCC
17.27	q	Keleny, Chloe	15	STUD
17.30	q	Gittens, Shinara	15	LAUR
17.32		Doret, Sabrina	15	LAUR
17.45		Zollo, Roxana	15	JFK
17.69		Korzer, Sam	15	TRAF
18.02		Kandiah, Regina	15	LMAC
18.04		Dahan, Annie	15	LCC
18.55				

[\[Top of Page\]](#) [\[Event List\]](#)

Event 24 GIRLS 14-15 Midget 400m Hurdles

MARK	NAME		TEAM
1:09.25	1 Frantz, Allison	15	ROY
1:17.70	2 Humes, Alana	15	LCC
1:19.99	3 Kilmartin, Meaghan	15	WWHS
1:24.75	4 Brayton, Shawna	15	HSB
1:25.50	5 Ferri, Geordan	15	STT
1:25.95	6 Daghoter, Bailey	15	BHS
1:39.70	7 Rouek, Julia	15	VILA
1:42.42	8 Fiorentino, Alexa	15	VILA

[\[Top of Page\]](#) [\[Event List\]](#)

Event 25 GIRLS 14-15 Midget 4x100m Relay

MARK	NAME		TEAM
53.45	1 Lower Canada College A		LCC
57.36	2 Royal West Academy A		ROY
59.04	3 Villa Maria HS A		VILA
59.09	4 Laval Liberty HS A		LLHS
1:00.66	5 Beaconsfield HS A		BHS
1:01.07	6 LaurenHill Academy A		LAUR
1:01.15	7 John Rennie HS A		JRHS
1:02.09	8 Howard S Billings HS A		HSB
1:03.22	9 Laurier MacDonald HS A		LMAC
1:03.80	10 Lester B Pearson HS A		LBP
1:07.61	11 Trafalgar School A		TRAF

[\[Top of Page\]](#) [\[Event List\]](#)

Event 26 GIRLS 14-15 Midget 4x400m Relay

MARK	NAME		TEAM
------	------	--	------

4:24.95	1	Lower Canada College A	LCC
5:18.61	2	Villa Maria HS A	VILA
5:21.73	3	Howard S Billings HS A	HSB
5:25.58	4	Laurier MacDonald HS A	LMAC
5:26.81	5	Westwood HS A	WWHS

[\[Top of Page\]](#) [\[Event List\]](#)

Event 27 GIRLS 14-15 Midget High Jump

MARK		NAME		TEAM
1.60m	1	Frantz, Allison	15	ROY
1.58m	2	Humes, Alana	15	LCC
1.58m	2	Lee, Brenna	15	LCHS
1.45m	4	Hammilton, Molly	15	VILA
1.45m	4	Lampzey, Keisha	15	VILA
1.40m	6	Canzeri, Adriana	15	LBP
1.30m	7	Carozza, Mia	15	VMC
1.30m	8	Cusano, Ariane	15	VMC
1.30m	8	Boutarfa, Nadia	15	LMAC
1.30m	10	Peloquin, Christine	15	HSB
1.15m	11	Zollo, Roxana	15	JFK

[\[Top of Page\]](#) [\[Event List\]](#)

Event 29 GIRLS 14-15 Midget Long Jump

MARK		NAME		TEAM
4.96m	1	Frantz, Allison	15	ROY
4.85m	2	Sinnathurai, Neena	15	JRHS
4.60m	3	Perron-Smith, Jackie	15	LCC
4.54m	4	Lee, Brenna	15	LCHS
4.22m	5	Humes, Alana	15	LCC

4.05m	6	Preston-Sauve, Meaghan	15	BHS
3.94m	7	Grenier, Madison	15	BHS
3.92m	8	Kilmartin, Meaghan	15	WWHS
3.88m	9	Warren, Rachel	15	LMAC
3.69m	10	Hayward, Asna	15	VILA
3.58m	11	Lapenna, Jessica	15	HSB
3.21m	12	Zollo, Roxana	15	JFK
2.99m	13	Hallot, Sophie	15	WWHS

[\[Top of Page\]](#) [\[Event List\]](#)

Event 30 GIRLS 14-15 Midget Triple Jump

MARK		NAME		TEAM
10.23m	1	Sinnathurai, Neena	15	JRHS
9.96m	2	Frantz, Allison	15	ROY
9.64m	3	Perron-Smith, Jackie	15	LCC
9.00m	4	Humes, Alana	15	LCC
8.47m	5	Hayward, Asna	15	VILA
8.20m	6	Stallone, Maia	15	LMAC
7.53m	7	Warren, Meagan	15	VILA
7.50m	8	Peloquin, Christine	15	HSB
7.43m	9	Daghoter, Bailey	15	BHS
7.27m	10	Van Ryswyk, Victoria	15	LCC
6.89m	11	Cori-Manocchio, Valeria	15	SHSM

[\[Top of Page\]](#) [\[Event List\]](#)

Event 31 GIRLS 14-15 Midget Shot Put

MARK		NAME		TEAM
8.90m	1	Preston, Catherine	15	WIC
8.04m	2	Labelle, Katherine	15	JRHS

8.01m	3	Hwang, Stephanie	15	LCC
7.97m	4	Cesaire, Kathleen	15	LBP
7.96m	5	Marchard, Kaelle	15	LAUR
7.87m	6	Macdonald-Gelhay, Shannon	15	VILA
7.82m	7	Peloquin, Christine	15	HSB
7.71m	8	Korzer, Sam	15	TRAF
7.53m	9	Whittall, Sierra	15	ECS
7.45m	10	Hickey, Kate	15	LCC
7.45m	11	Maretto, Dana	15	VILA
6.81m	12	Reuter, Anna Katherine	15	RVAL

[\[Top of Page\]](#) [\[Event List\]](#)

Event 32 GIRLS 14-15 Midget Discus Throw

MARK		NAME		TEAM
20.50m	1	Preston, Catherine	15	WIC
20.37m	2	Montagne, Delaney	15	VILA
19.32m	3	Sledge, Meagan	15	WWHS
19.01m	4	Labelle, Katherine	15	JRHS
18.62m	5	Mann, Meghan	15	LCC
16.69m	6	Keleny, Chloe	15	STUD
16.18m	7	Hickey, Kate	15	LCC
15.58m	8	Cammalleri, Rosetta	15	ECS
15.17m	9	Thompson, Katrina	15	TRAF
14.68m	10	Maretto, Dana	15	VILA
14.12m	11	Hindle, Meaghan	15	WIC
14.00m	12	Macdonald-Gelhay, Shannon	15	VILA
13.84m	13	Van Ryswyk, Victoria	15	LCC
12.60m	14	Huxman, Jennifer	15	BHS
12.46m	15	O'Reilly, Megan	15	ROY

[\[Top of Page\]](#) [\[Event List\]](#)

Event 33 GIRLS 14-15 Midget Javelin Throw

MARK	NAME		TEAM
1	Labelle, Katherine	15	JRHS
24.15m			
2	Lee, Brenna	15	LCHS
24.00m			
3	Kunert, Florence	15	LLHS
21.77m			
4	Mann, Meghan	15	LCC
19.89m			
5	Palmieri, Anisa	15	VILA
19.77m			
6	Kulasegerampillai, Rubini	15	VILA
17.80m			
7	Sledge, Meagan	15	WWHS
17.40m			
8	Marchard, Kaelle	15	LAUR
16.19m			
9	Keleny, Chloe	15	STUD
15.59m			
10	Preston, Catherine	15	WIC
15.54m			
11	Thompson, Katrina	15	TRAF
14.75m			
	Whittall, Sierra	15	ECS
NM			
	Gonzalez, Cynthia	15	VILA
NM			
	Hindle, Meaghan	15	WIC
NM			

[\[Top of Page\]](#) [\[Event List\]](#)

Event 34 GIRLS 16-18 Juvenile 100m Dash**FINALS**

MARK	NAME		TEAM
1	Mink, Erin	17	LPHS
13.50			
2	Down-Mahheer, Stenia	17	VILA
13.57			
3	Axais, Elizabeth	17	LLHS
14.03			
4	Sobkowiak, Emily	17	BA
14.08			
5	Wheatly, Laurel	17	VILA
14.09			
6	Favas, Ivanna	17	VILA
14.27			
7	Stratigopoulos, Emerald	17	LLHS
14.32			
8	Riley, Courtney	17	RVAL
14.42			

PRELIMS

13.49	1	Mink, Erin	17	LPHS
13.67	2	Down-Mahheer, Stenia	17	VILA
13.94	3	Axais, Elizabeth	17	LLHS
14.17	4	Wheatly, Laurel	17	VILA
14.33	5	Riley, Courtney	17	RVAL
14.37	6	Stratigopoulos, Emerald	17	LLHS
14.38	7	Favas, Ivanna	17	VILA
14.43	8	Sobkowiak, Emily	17	BA
14.97	9	Fox, Alexa	17	WIC
15.03	10	McGhie, Kaoisa	17	PCHS
15.03	10	Suonamici, Emanuela	17	WIC
15.19	12	Thomas, Natasha	17	PCHS
15.22	13	Guarda, Taylor	17	WWHS

[\[Top of Page\]](#) [\[Event List\]](#)

Event 35 GIRLS 16-18 Juvenile 200m Run

FINALS

MARK		NAME		TEAM
27.73	1	Mink, Erin	17	LPHS
28.76	2	Yates, Lashaunda	17	RVAL
29.66	3	Cruickshank, Caylah	17	STT
30.16	4	Favas, Ivana	17	VILA
30.69	5	Fox, Alexa	17	WIC
31.03	6	Bianco, Amanda	17	VILA

PRELIMS

27.77	1	Mink, Erin	17	LPHS
28.93	2	Yates, Lashaunda	17	RVAL
	3	Cruickshank, Caylah	17	STT

29.59	Q			
4		Favas, Ivana	17	VILA
30.45	q			
4		Fox, Alexa	17	WIC
30.45	q			
6		Bianco, Amanda	17	VILA
30.69	q			
7		McGhie, Kaoisa	17	PCHS
30.79				
8		Sobkowiak, Emily	17	BA
31.04				
9		Coppin, Kayla	17	RIV
31.15				
10		Pierre, Hannah	17	LLHS
31.22				
11		Suonamici, Emanuela	17	WIC
31.50				
12		Stratigopoulos, Emerald	17	LLHS
31.55				
13		Van Horne, Rachel	17	STG
31.94				
14		Blackburn, Kellie	17	STG
32.07				

[\[Top of Page\]](#) [\[Event List\]](#)

Event 36 GIRLS 16-18 Juvenile 400m Run

MARK		NAME		TEAM
	1	Mink, Erin	17	LPHS
1:05.08				
	2	Neelin, Mikhaela	17	LPHS
1:06.77				
	3	Yates, Lashaunda	17	RVAL
1:08.01				
	4	Pierre, Hannah	17	LLHS
1:12.10				
	5	Bianco, Amanda	17	VILA
1:12.12				
	6	Cabral, Vanessa	17	VILA
1:12.74				
	7	Despotarolos, Tabitha	17	RVAL
1:14.07				
	8	Sully, Paola	17	RVAL
1:15.22				
	9	Morgan, Sarah	17	STUD
1:16.95				

[\[Top of Page\]](#) [\[Event List\]](#)

Event 37 GIRLS 16-18 Juvenile 800m Run

MARK		NAME		TEAM
	1	Neelin, Mikhaela	17	LPHS

2:38.58	2	Wernsdorf, Katherine	17	LBP
2:58.09	3	Craig, Ashley	17	LPHS
3:01.28	4	Covone, Roxanne	17	LAUR
3:10.38	5	Skira, Kristen	17	VILA
3:12.65	6	Gauthier, Cheyenne	17	BA
3:13.37	7	Loewen, Allison	17	ECS
3:13.76	8	Crivelli, Marina	17	VMC
3:23.45				

[\[Top of Page\]](#) [\[Event List\]](#)

Event 38 GIRLS 16-18 Juvenile 1500m Run

MARK		NAME		TEAM
	1	Neelin, Mikhaela	17	LPHS
5:25.41	2	Marginson, Holly	17	WWHS
6:02.28	3	Hings, Charlotte	17	VILA
6:02.38	4	Craig, Ashley	17	LPHS
6:02.57	5	Morgan, Sarah	17	STUD
6:13.52	6	Wernsdorf, Katherine	17	LBP
6:27.63	7	McPhaden, Heather	17	WWHS
6:50.55	8	McMorran, Allura	17	LA
7:01.64				

[\[Top of Page\]](#) [\[Event List\]](#)

Event 39 GIRLS 16-18 Juvenile 3000m Run

MARK		NAME		TEAM
	1	Neelin, Mikhaela	17	LPHS
11:48.94	2	Marginson, Holly	17	WWHS
13:35.61	3	Craig, Ashley	17	LPHS
13:36.28	4	Covone, Roxanne	17	LAUR
14:17.97	5	Morgan, Sarah	17	STUD
14:22.68	6	McPhaden, Heather	17	WWHS

14:54.62			
7	Sciotto, Leanna	17	VILA
15:20.21			
8	Patel, Smita	17	LAUR
16:28.64			

[\[Top of Page\]](#) [\[Event List\]](#)

Event 40 GIRLS 16-18 Juvenile 100m Hurdles

MARK	NAME		TEAM
	1 Favas, Ivana	17	VILA
19.53			
2	Guarda, Taylor	17	WWHS
19.60			
3	Durham, Katricia	17	SHSM
21.13			
4	Clarke, Latifa	17	LAUR
21.27			
5	Henriques-Mcbean, Shereen	17	LAUR
21.29			
6	Pech, Ashley	17	LAUR
21.53			
7	Zampogna, Nina	17	SHSM
23.38			

[\[Top of Page\]](#) [\[Event List\]](#)

Event 41 GIRLS 16-18 Juvenile 400m Hurdles

MARK	NAME		TEAM
	1 Neelin, Mikhaela	17	LPHS
1:17.05			
2	Bianco, Amanda	17	VILA
1:21.42			
3	Perry, Nicole	17	HSB
1:24.40			
4	Guarda, Taylor	17	WWHS
1:25.46			
5	Issenman, Josephine	17	STUD
1:33.94			
	Morgan, Sarah	17	STUD
DQ			

[\[Top of Page\]](#) [\[Event List\]](#)

Event 42 GIRLS 16-18 Juvenile 4x100m Relay

MARK	NAME		TEAM
	1 Pierrefonds Comp HS A		PCHS

57.02			
2	Villa Maria HS A		VILA
57.78			
3	Royal Vale School A		RVAL
58.09			
4	Laval Liberty HS A		LLHS
59.28			
5	Lindsay Place HS A		LPHS
59.48			
6	The Study A		STUD
1:02.29			

[\[Top of Page\]](#) [\[Event List\]](#)

Event 43 GIRLS 16-18 Juvenile 4x400m Relay

MARK		NAME		TEAM
	1	Lindsay Place HS A		LPHS
4:42.09				
	2	Royal Vale School A		RVAL
5:05.11				
	3	The Study A		STUD
5:10.35				
	4	Villa Maria HS A		VILA
5:11.52				

[\[Top of Page\]](#) [\[Event List\]](#)

Event 44 GIRLS 16-18 Juvenile High Jump

MARK		NAME		TEAM
	1	Yates, Lashaunda	17	RVAL
1.45m				
	2	Blackburn, Kellie	17	STG
1.40m				
	3	Van Horne, Rachel	17	STG
1.35m				
	4	Agozzino, Claudia	17	VMC
1.30m				
	4	D'Eugenio, Olivia	17	VMC
1.30m				

[\[Top of Page\]](#) [\[Event List\]](#)

Event 46 GIRLS 16-18 Juvenile Long Jump

MARK		NAME		TEAM
	1	Yates, Lashaunda	17	RVAL
4.76m				
	2	Axais, Elizabeth	17	LLHS

4.75m	3	Wernsdorf, Katherine	17	LBP
4.49m	4	Suonamici, Emanuela	17	WIC
4.11m	5	Fox, Alexa	17	WIC
3.98m	6	Pierre, Hannah	17	LLHS
3.74m	7	Clarke, Latifa	17	LAUR
3.64m	8	Hladky, Valerie	17	STUD
3.60m	9	Sahakian, Ashley	17	KUP
3.42m	10	Pech, Ashley	17	LAUR
3.39m	11	Kaminski, Alexandra	17	VILA
3.29m	12	Mink, Erin	17	LPHS
3.28m	13	Riley, Courtney	17	RVAL
3.16m	14	Issenman, Josephine	17	STUD
3.15m				

[\[Top of Page\]](#) [\[Event List\]](#)

Event 47 GIRLS 16-18 Juvenile Triple Jump

MARK		NAME		TEAM
	1	Agozzino, Claudia	17	VMC
8.19m	2	Najjar, Caroline	17	STUD
7.77m	3	Guarda, Taylor	17	WWHS
7.68m	4	Issenman, Josephine	17	STUD
7.59m	5	Hladky, Valerie	17	STUD
7.40m	6	Sahakian, Ashley	17	KUP
7.00m				

[\[Top of Page\]](#) [\[Event List\]](#)

Event 48 GIRLS 16-18 Juvenile Shot Put

MARK		NAME		TEAM
	1	Williams, Brianna	17	PCHS
10.07m	2	Kagan-Cassidy, Miya	17	TRAF
9.12m	3	Maughan, Destini	17	BA

8.90m	4	Cruickshank, Caylah	17	STT
8.60m	5	Delany, Meagan	17	BA
7.87m	6	Sahakian, Ashley	17	KUP
7.72m	7	Kaminski, Alexandra	17	VILA
7.09m	8	Durham, Katricia	17	SHSM
6.91m	9	Zampogna, Nina	17	SHSM
6.85m	10	Giancaspro, Teresa	17	LLHS
6.32m	11	Ignacz, Samantha	17	LLHS
6.00m	12	Tarricone, Briana	17	LLHS
5.40m				

[\[Top of Page\]](#) [\[Event List\]](#)

Event 49 GIRLS 16-18 Juvenile Discus Throw

MARK		NAME		TEAM
	1	Williams, Brianna	17	PCHS
28.31m	2	Cruickshank, Caylah	17	STT
22.68m	3	Delany, Meagan	17	BA
22.21m	4	Palamaro, Erika	17	STT
22.21m	5	MacK, Caroline	17	VILA
22.20m	6	Desiatnyk, Olivia	17	STUD
17.73m	7	Kagan-Cassidy, Miya	17	TRAF
17.40m	8	Kulasegerampillai, Priyan	17	VILA
14.11m	9	Morgan, Sarah	17	STUD
13.70m	10	Maurovich, Sam	17	TRAF
13.60m	11	Giancaspro, Teresa	17	LLHS
13.29m	12	Tarricone, Briana	17	LLHS
11.91m				

[\[Top of Page\]](#) [\[Event List\]](#)

Event 50 GIRLS 16-18 Juvenile Javelin Throw

MARK		NAME		TEAM
------	--	------	--	------

1	Cruickshank, Caylah	17	STT
21.34m			
2	Palamaro, Erika	17	STT
20.34m			
3	Williams, Brianna	17	PCHS
19.70m			
4	Guarda, Taylor	17	WWHS
19.56m			
5	Kagan-Cassidy, Miya	17	TRAF
18.71m			
6	Pech, Ashley	17	LAUR
17.16m			
7	MacK, Caroline	17	VILA
16.69m			
8	Desiatnyk, Olivia	17	STUD
13.67m			
9	Henriques-Mcbean, Shereen	17	LAUR
13.23m			
10	Giancaspro, Teresa	17	LLHS
13.16m			
11	Boumerhi, Maria	17	LAUR
12.87m			
12	Zampogna, Nina	17	SHSM
11.67m			
13	Tarricone, Briana	17	LLHS
10.12m			
14	McMorrان, Allura	17	LA
9.40m			

[\[Top of Page\]](#) [\[Event List\]](#)

*2012 GMAA Track and Field Girls Championship Meet

Wednesday, May 9th, 2012

St Laurent

09/05/2012 - 09/05/2012

Meet Scores

FEMALE INDIVIDUAL Age Group 11 - 13		
1	FRANTZ, KIRSTEN	ROYAL WEST ACADEMY 33.000
2	HUMES, SARAH	LOWER CANADA COLLEGE 23.000
3	ANGELL, KAITLIN	WESTWOOD HS 20.000
3	SAVOURY, JORDEN	LASALLE COMMUNITY HS 20.000
5	SENIOR, ZARYA	JOHN RENNIE HS 12.000
5	RAE, AMANDA	ST THOMAS HS 12.000
7	WILLIAMS, NAQUITA	HOWARD S BILLINGS HS 11.000
8	WILLIAMS, KAYLYN	HOWARD S BILLINGS HS 9.000
9	DLUHOSH, CHLOE	ECS SCHOOL 8.000
9	NELLIS, BRIANNA	ECS SCHOOL 8.000
11	PAPANASTASIOUS, ALEXA	LOWER CANADA COLLEGE 7.000
11	BERUBA, VICTORIA	WESTWOOD HS 7.000
11	SLEDGE, OLIVIA	WESTWOOD HS 7.000
11	DESPAROIS, SIAN	ST THOMAS HS 7.000
15	NEUMANN, ALEXANDRA	ST GEORGE'S SCHOOL 6.000
16	SHERROD, KOURTNEY	ECS SCHOOL 5.000
16	QUATTROCCHI, GIULIANA	LESTER B PEARSON HS 5.000
16	THIBAUT, ALEXANDRA	VILLA MARIA HS 5.000
16	DURANT, CELICIAH	LINDSAY PLACE HS 5.000
20	SADAKA, ARIELLE	ROYAL WEST ACADEMY 4.000
20	LAVOIE, LAURIA	WESTWOOD HS 4.000
20	ARMSTRONG, SARAH	ST THOMAS HS 4.000
20	HODGSON, IZABELLA	ECS SCHOOL 4.000
20	SMITH, EMMA	ST THOMAS HS 4.000
20	KORZER, MIKAELA	WESTWOOD HS 4.000
20	WARD, KATE	BEACONSFIELD HS 4.000
20	LLANO, MADISON	LOWER CANADA COLLEGE 4.000
28	CLARKE, SAMANTHA	WESTWOOD HS 3.000
28	SAHAKIAN, CHELSEY	KUPER ACADEMY 3.000
28	GROZMAN, TESSA	ECS SCHOOL 3.000
28	LANTHIER, MELANIE	WESTWOOD HS 3.000
28	FULFORD, ROSE	ROYAL WEST ACADEMY 3.000
28	LAWLER, MADDY	ROYAL WEST ACADEMY 3.000
28	JANG, MADDY	ROYAL WEST ACADEMY 3.000
35	DOCHERTY, KELSEY	ST THOMAS HS 2.000

35 MCRAE, JAMEE	VILLA MARIA HS	2.000
35 MORGAN, KYRA	ST THOMAS HS	2.000
35 REMTULLA-LANGLOIS, RUHEYA	WESTWOOD HS	2.000
35 RADO-RINALDO, ISABELLA	LAVAL LIBERTY HS	2.000
35 AFRIAT, MELANIE	WEST ISLAND COLLEGE	2.000
35 GIANNAKAKIS, SOPHIA	LAVAL LIBERTY HS	2.000
42 LIN, JULIANA	ROYAL WEST ACADEMY	1.000
42 BURGESS, PARYS-JADA	LINDSAY PLACE HS	1.000
42 ST LOUIS, EUNISSA	LINDSAY PLACE HS	1.000
42 CALABRESE, ANDREA	ROYAL WEST ACADEMY	1.000
42 ROBERGE-CARRINGTON, KAMY	LOWER CANADA COLLEGE	1.000
42 LEMAY, ALICE	ECS SCHOOL	1.000
42 TRAVISANO, VANESSA	ROYAL WEST ACADEMY	1.000
42 O'BRIEN, MIKAELA	ST GEORGE'S SCHOOL	1.000
42 MERCIER, EMMA	TRAFALGAR SCHOOL	1.000

FEMALE INDIVIDUAL Age Group 14 - 15

1 FRANTZ, ALLISON	ROYAL WEST ACADEMY	33.000
2 PERRON-SMITH, JACKIE	LOWER CANADA COLLEGE	29.000
3 HUMES, ALANA	LOWER CANADA COLLEGE	19.500
4 SINNATHURAI, NEENA	JOHN RENNIE HS	17.000
5 LABELLE, KATHERINE	JOHN RENNIE HS	15.000
6 PRESTON, CATHERINE	WEST ISLAND COLLEGE	14.000
7 KILMARTIN, MEAGHAN	WESTWOOD HS	13.000
8 LEE, BRENNIA	LASALLE COMMUNITY HS	12.500
9 MILLER, ALEXIA	LOWER CANADA COLLEGE	12.000
9 MASI, SARAH	LESTER B PEARSON HS	12.000
11 ALLAN, MELANIE	LOWER CANADA COLLEGE	9.000
12 MANN, MEGHAN	LOWER CANADA COLLEGE	8.000
13 FOLINO, STEFANIA	VINCENT MASSEY	7.000
14 FERRI, GEORDAN	ST THOMAS HS	6.000
14 CORI-MANOCCHIO, VALERIA	SACRED HEART SCHOOL	6.000
14 STE-MARIE, BRIANNA	ST THOMAS HS	6.000
17 LAMPTEY, KEISHA	VILLA MARIA HS	5.500
18 MONTAGNE, DELANEY	VILLA MARIA HS	5.000
18 GITTENS, SHINARA	LAURENHILL ACADEMY	5.000
20 HWANG, STEPHANIE	LOWER CANADA COLLEGE	4.000
20 SIMONEAU, MICHELLE	LESTER B PEARSON HS	4.000
20 KUNERT, FLORENCE	LAVAL LIBERTY HS	4.000
20 YAO, VANESSA	ROYAL WEST ACADEMY	4.000
20 SLEDGE, MEAGAN	WESTWOOD HS	4.000
20 DAHAN, ANNIE	LOWER CANADA COLLEGE	4.000
20 HICKEY, KATE	LOWER CANADA COLLEGE	4.000
27 DORET, SABRINA	LAURENHILL ACADEMY	3.000
27 SANITA, SYDNEY	LAVAL LIBERTY HS	3.000
27 CESAIRE, KATHLEEN	LESTER B PEARSON HS	3.000
27 TOY, SONIA	LOWER CANADA COLLEGE	3.000

27 BRAYTON, SHAWNA	HOWARD S BILLINGS HS	3.000
32 HAMMILTON, MOLLY	VILLA MARIA HS	2.500
33 DAHL, JENNIFER	WESTWOOD HS	2.000
33 WALSH, SHANNON	ROYAL WEST ACADEMY	2.000
33 DAGHOTER, BAILEY	BEACONSFIELD HS	2.000
33 WHITE, JOSEPHINE	LOWER CANADA COLLEGE	2.000
33 MACCAULEY, KATHRYN	LAKESIDE ACADEMY	2.000
33 PALMIERI, ANISA	VILLA MARIA HS	2.000
33 BLEAU, VIRGINIE	VILLA MARIA HS	2.000
33 MARCHARD, KAELE	LAURENHILL ACADEMY	2.000
33 HAYWARD, ASNA	VILLA MARIA HS	2.000
42 CANZERI, ADRIANA	LESTER B PEARSON HS	1.000
42 MACDONALD-GELHAY, SHANNON	VILLA MARIA HS	1.000
42 KULASEGERAMPILLAI, RUBINI	VILLA MARIA HS	1.000
42 IMPELLIZZERI, JULIALINA	VILLA MARIA HS	1.000
42 PRESTON-SAUVE, MEAGHAN	BEACONSFIELD HS	1.000
42 STALLONE, MAIA	LAURIER MACDONALD HS	1.000
42 KELENY, CHLOE	THE STUDY	1.000

FEMALE INDIVIDUAL Age Group 16 - 18

1 NEELIN, MIKHAELA	LINDSAY PLACE HS	33.000
2 YATES, LASHAUNDA	ROYAL VALE SCHOOL	23.000
3 MINK, ERIN	LINDSAY PLACE HS	21.000
4 CRUICKSHANK, CAYLAH	ST THOMAS HS	19.000
5 WILLIAMS, BRIANNA	PIERREFONDS COMP HS	18.000
6 GUARDA, TAYLOR	WESTWOOD HS	15.000
7 CRAIG, ASHLEY	LINDSAY PLACE HS	11.000
8 WERNSDORF, KATHERINE	LESTER B PEARSON HS	10.000
8 FAVAS, IVANA	VILLA MARIA HS	10.000
8 MARGINSON, HOLLY	WESTWOOD HS	10.000
11 AGOZZINO, CLAUDIA	VINCENT MASSEY	9.500
12 AXAIS, ELIZABETH	LAVAL LIBERTY HS	9.000
13 PALAMARO, ERIKA	ST THOMAS HS	8.000
13 BIANCO, AMANDA	VILLA MARIA HS	8.000
15 KAGAN-CASSIDY, MIYA	TRAFALGAR SCHOOL	7.000
16 COVONE, ROXANNE	LAURENHILL ACADEMY	6.000
16 DELANY, MEAGAN	BEURLING ACADEMY	6.000
18 ISSENMAN, JOSEPHINE	THE STUDY	5.000
18 NAJJAR, CAROLINE	THE STUDY	5.000
18 BLACKBURN, KELLIE	ST GEORGE'S SCHOOL	5.000
18 DOWN-MAHHEER, STENIA	VILLA MARIA HS	5.000
22 MAUGHAN, DESTINI	BEURLING ACADEMY	4.000
22 VAN HORNE, RACHEL	ST GEORGE'S SCHOOL	4.000
22 PERRY, NICOLE	HOWARD S BILLINGS HS	4.000
22 PIERRE, HANNAH	LAVAL LIBERTY HS	4.000
22 FOX, ALEXA	WEST ISLAND COLLEGE	4.000
22 HINGS, CHARLOTTE	VILLA MARIA HS	4.000

22 DURHAM, KATRICIA	SACRED HEART SCHOOL	4.000
22 MORGAN, SARAH	THE STUDY	4.000
30 SOBKOWIAK, EMILY	BEURLING ACADEMY	3.000
30 SUONAMICI, EMANUELA	WEST ISLAND COLLEGE	3.000
30 CLARKE, LATIFA	LAURENHILL ACADEMY	3.000
33 D'EUGENIO, OLIVIA	VINCENT MASSEY	2.500
34 WHEATLY, LAUREL	VILLA MARIA HS	2.000
34 PECH, ASHLEY	LAURENHILL ACADEMY	2.000
34 SAHAKIAN, ASHLEY	KUPER ACADEMY	2.000
34 SKIRA, KRISTEN	VILLA MARIA HS	2.000
34 HENRIQUES-MCBEAN, SHEREENA	LAURENHILL ACADEMY	2.000
34 MACK, CAROLINE	VILLA MARIA HS	2.000
34 HLADKY, VALERIE	THE STUDY	2.000
41 MCPHADEN, HEATHER	WESTWOOD HS	1.000
41 CABRAL, VANESSA	VILLA MARIA HS	1.000
41 GAUTHIER, CHEYENNE	BEURLING ACADEMY	1.000
41 FAVAS, IVANNA	VILLA MARIA HS	1.000
41 DESIATNYK, OLIVIA	THE STUDY	1.000

Halo 2012

Results

(Missing results will be posted as submitted)

Race#	H.S. 1 - BG - 2 KM			
Place	Name	School	Bib	Time
1	KIRSTEN FRANZ	ROYAL		6.48
2	EMMA DOUGLAS	QAA		7.39
3	RACHEL LATELLA	VMC		7.46
4	DENISHA BRUCE	VILLA		7.51
5	E MERICIER	TRAF		7.52
6	L PUGLSEY	QAA		7.58
7	M JANG	ROYAL		7.59
8	K WILLIAMS	HSBHS		8.02
9	M BELLAS	QAA		8.10
10	C BERNIER	ECS		8.14
11	L STRICKLAND	VILLA		8.19
12	V EINE	VILLA		8.21
13	C LAZARIS	LAURN		8.21
14	M DINUCCI	VILLA		8.22
15	K RUBBO	STG		8.26
16	G THOMAS	QAA		8.28
17	M O'BRIEN	STG		8.31
18	M SABOURIN	SHSM		8.33
19	K RONDAZZO	VILLA		8.35
20	K WEEKES	VILLA		8.40
21	A WEEKES	VILLA		8.43
22	S PERRING	WIC		8.48
23	A GUTHERZ	TRAF		8.51
24	E HARRIES	ECS		8.54
25	S ALI	LAURN		8.57
26	A CHARTIER	QAA		8.58
27	A AILAMAKIS	VILLA		8.59
28	J MCDONALD	TRAF		9.08
29	A O'CONNER	VILLA		9.09
30	A OLIVEIRA-CARNEIRO	TRAF		9.10
31	G MICHAUD	WWHS		9.15
32	G DICKENS	WWHS		9.16
33	H KEIGHTLEY	TRAF		9.17
34	G MCLAUGHLIN	TRAF		9.23
35	B KINSELLA	HSBHS		9.00
36	A GRIFFIN	SHSM		9.24
37	C D'AMICO	SHSM		9.28
38	E GOODMAN	TRAF		9.30
39	D-J PERNATOZZI	VILLA		9.47
40	B MCCOMBER	KSS		9.49
41	L DI GIOVANI	VILLA		9.50
42	X WANG	WIC		9.51
43	M-L LOFTUS	SHSM		9.52
44	I BUCHANAN	ECS		9.53
45	T TRENCH	HSBHS		9.54
46	S GEARGEOURA	ROYAL		9.55
47	G TRIANTAFILLOS	HSBHS		9.59
48	J MENNITI	VILLA		10.00
49	C ATHANASOPOULOS	WIC		10.12

50	K MOORE	ECS	10.13
51	L MONTREUIL	WIC	10.19
52	S KELENDJI	WIC	10.20
53	J RANDAZZO	VMC	10.23
54	L DEKAPELLE	WWHS	10.27
55	N WILLIAMS	HSBHS	10.28
56	O DAVID	QAA	10.29
57	H GERGOVICH	QAA	10.35
58	E CHEVRIER	QAA	10.37
59	A VELENOSI	VILLA	10.50
60	C BLOOM	TRAF	10.56
61	S WEISS	TRAF	10.57
62	E WOOLHOUSE	VILLA	10.58
63	A MARSILLO	VILLA	11.10
64	A RANDISI	VMC	11.15
65	S DASSIOS	VILLA	11.25
66	C GONZALEZ	LBPHS	11.28
67	A ABARNO	VILLA	11.32
68	M CHAV TRAN	VILLA	11.33
69	E ZEMEL	TRAF	11.41
70	A LEKKAS	VILLA	11.42
71	A CICERO	VILLA	11.44
72	M NAYUKI	VILLA	11.44
73	M KING	VILLA	11.45
74	S SARTORI-MARCHL	ECS	11.57
75	R GAFFAR	ECS	11.58
76	T DI PADO	VILLA	11.59
77	S PETRECCIA	VILLA	12.05
78	A HILLCOAT	TRAF	12.09
79	C COLOMBO FIORE	VMC	12.16
80	F CHOWDHURY	ROYAL	12.40
81	W BRANCO-FLORES	VMC	13.17
82	J BLOOM	WIC	13.53
83	E ARONOTT	WIC	13.57
84	G MORSELI	WIC	14.11
85	M CURRIER	AHL	14.14
86	J DEVITO	WIC	14.16
87	J SCHMITS	TRAF	14.29
88	M SALVADOR	VILLA	14.32
89	J CREVIER	VILLA	14.40
90	A ECITYAN	WIC	14.41
91	A DI FIORIO	VILLA	14.42
92	D TSAROUTIAS	WIC	14.46
93	M ISRAEL	WIC	14.53
94	R MEINIK	WIC	14.54
95	A BEAUSMIER	WIC	15.35
96	A PALUCCI	VILLA	15.36
97	S ARUMAGAM	VILLA	15.39
98	K MANOLAKOS	VILLA	15.40
99	S DERGHAM	WIC	15.42
100	N MAZUMDER	VMC	15.43
101	S GIUBILARO	VMC	15.43
102	A LAETT BABCOCK	VILLA	15.46
103			
104			
105			
106			

107
108
109
110

Race# H.S. 2 - BB - 2 KM

<u>Place</u>	<u>Name</u>	<u>School</u>	<u>Bib</u>	<u>Time</u>
1	JONAH TAKATA	LOY		6.22
2	ALEX NOWAKOWSKCI	LOY		6.27
3	A MARCHAND	LAURN		6.31
4	G FOLINO	VMC		6.32
5	G POLIDORI	STG		6.33
6	M LEBEL	LOY		6.38
7	J GREAVES	HSBHS		6.39
8	A GUIN	LOY		6.39
9	S FERNANDES	LAURN		6.41
10	J LITTLE	SELW		6.43
11	B GAUTHIER	LOY		6.47
12	J ATTUR	STG		6.51
13	S TRIGONAKIS	LAURN		6.54
14	S SCONHEART	HSBHS		6.59
15	L DANIELE	WWHS		7.01
16	L DA CHAO	ROYAL		7.02
17	J ROY	STG		7.07
18	N GOODMAN EISENBE	STG		7.08
19	D PLESCIA	LOY		7.16
20	S IVES	STG		7.18
21	M FILIPPIA	VMC		7.32
22	J DANIELE	WWHS		7.32
23	M TAWO;	VMC		7.32
24	A TSATOUMAS	LOY		7.34
25	A MARKS	ROYAL		7.36
26	K ADAMS GILLET	STG		7.37
27	K REGIS	KSS		7.37
28	M GRANDE	VMC		7.37
29	J MCCORDICK	SELW		7.38
30	D THOMAS	LOY		7.45
31	A GONVEIA	LOY		7.49
32	J ABITBOL	WIC		7.50
33	B ADAMS	ROYAL		7.54
34	J EVANS	STG		7.54
35	SANTAGUIDA	LOY		7.55
36	A MESSINA	VMC		7.55
37	M RIZZUTO	LAURN		7.55
38	A IGALIYEV	WIC		7.58
39	H BASSEL	STG		7.59
40	J FORD	LOY		8.00
41	L MARANO	VMC		8.00
42	T PERRING	WIC		8.01
43	A HAMRAT	VMC		8.02
44	A BISSON	AHL		8.02
45	G GROSSMAN	WIC		8.04
46	D WIKTORCZYK	LAURN		8.04
47	E LACHANCE	LOY		8.08
48	N STYRES	KSS		8.14
49				8.17
50	A KAWALSKI	WIC		8.19

51	J SKY	LOY	8.30
52	R HANANO	LOY	8.37
53			8.42
54	M KHOLAN	STG	8.43
55	A WOLFE	STG	8.53
56	L CARR	AHL	8.56
57	A ARSENAULT	HSBHS	8.59
58	C SIMONDEAU	LAURN	9.03
59	A SICOLI	LOY	9.07
60	I PHILLIPS	LAURN	9.13
61	A GAGLIANO	VMC	9.13
62			9.30
63	A EPPS	HSBHS	9.32
64	J GOLDBERG-PENN	ROYAL	9.48
65	D GONCALVES	LOY	9.54
66	I BENSOUSSAN	STG	10.02
67	A RIKLEY-KRINDLE	WWHS	10.07
68	MIKE	HSBHS	10.08
69	K CONSTABLE	LAURN	10.08
70	P PIECZKO	WIC	10.09
71	J RAPPAPORT	STG	10.11
72	C WEITZMAN	WIC	10.13
73			10.15
74	R MCFARLANE	WIC	10.18
75	E LIOPOULOS	WIC	10.21
76	J SUISSA	WIC	10.43
77			10.59
78	J KAKOMANOLOS	VMC	11.04
79	C DASSIOS	VMC	11.08
80	R COOPER	STG	11.09
81	C SPECTOR	WIC	11.31
82	A ATLAN	WIC	11.32
83	D ARONOFF	WIC	11.36
84	R DUFFY	LOY	12.19
85	J VICTORIA	LAURN	12.59
86	P SHOKKOU	WIC	13.10
87	M PALOMINO	VMC	13.12
88	B GIAMMATTEO	VMC	13.22
89			13.24
90	B TAIGER	WIC	13.27
91	A PIMENTAL	WWHS	13.38
92	T FITZGERALD	WWHS	16.08
93	E WILSON	WIC	16.10
94	E FERNUIK	WWHS	16.10
95	M FANSECA	WIC	16.11
96	I WOODS-HUDSON	AHL	16.16

Race# HS 3 - BG - 2 KM

<u>Place</u>	<u>Name</u>	<u>School</u>	<u>Bib</u>	<u>Time</u>
1	BRIANNA NELLIS	ECS		7.29
2	STEPHANIE HINDLE	WIC		8.00
3	HAILEY BURNS	QAA		8.02
4	A THIBAUT	VILLA		8.05
5	R VALLIERES	HSBHS		8.06
6	T TUCCINARDI	QAA		8.06
7	R KWONG	STUDY		8.14
8	L WARREN	VILLA		8.31

9	A LEMAY	ECS	8.00
10	M LAWLER	ROYAL	34.00
11	L SHAMASH	ROYAL	8.40
12	R SNAGG	LAURN	8.40
13	A LEBORGNE	QAA	8.52
14	I HEMLOCK	HSBHS	8.55
15	H WALLACE	VILLA	8.58
16	G LEVY	WIC	9.17
17	R LORANGER	TRAF	9.18
18	L THOW	TRAF	9.19
19	K FIGUEREDO	VILLA	9.21
20	F AHMAD	RVALE	9.23
21	K GIAMBRA	VILLA	9.36
22	N LOGANATHAN	RVALE	9.37
23	K RICE	TRAF	9.39
24	J LEE	VILLA	9.40
25	S KRNJEVIC	VILLA	9.43
26	K BROWN	HZHS	9.44
27	M STOOPLER	HZHS	9.45
28	H IWASAKI	ECS	9.46
29	T MAILHOT	LAURN	9.47
30	E TAPIERO	HZHS	9.50
31	G BUCCELLA	VILLA	9.51
32	L NAYUKI	VILLA	9.54
33	M SHAMOON	ROYAL	9.56
34	M UNLIK	WIC	9.59
35			10.02
36	A MORGAN	STUDY	10.05
37	J LIU	ECS	10.09
38	V PROVIAS	WIC	10.12
39	L BRISSET	RVALE	13.13
40	S STACEY	QAA	10.21
41	M CHIOUITTI	VILLA	10.39
42	G GAGLIANO	TRAF	10.59
43	C SCOTT	TRAF	11.01
44	F MOORE	TRAF	11.01
45	S JACOBSON	HZHS	11.20
46	G CHO	RVALE	11.21
47	S NYSSANBAY	KELLS	11.22
48			11.25
49	J MILLER	ECS	11.32
50	J MILLER	ECS	11.33
51	D MICHELIN	TRAF	11.34
52	S FON	ECS	11.35
53	S LEONE	VILLA	11.41
54	L DAOU	WIC	11.53
55	M AFRIAT	WIC	11.56
56	E ROSENBERG	WIC	12.04
57	J MCGEARY-MINTZBERG	TRAF	12.05
58	P GUERIN	VILLA	12.06
59	M LEVY	WIC	12.07
60	D ANGELIS	WIC	12.19
61	C FEDERICA	RVALE	13.12
62	V BUFFO	RVALE	13.12
63	M STOCOMBE	RVALE	13.13
64	K MONELL	RVALE	13.13
65	M GREENSPOON	RVALE	13.24

66	M COHEN	WIC	13.29
67	A LUXENBERG	RVALE	13.35
68	J PANTAZOPOULOS	VILLA	13.50
69	E KHANDAKER	VILLA	13.52
70	S LISBONA	TRAF	14.13
71	M HONG	RVALE	15.04
72	O ASSOULINE	WIC	15.08

Race# HS 4 - BB - 2 KM

<u>Place</u>	<u>Name</u>	<u>School</u>	<u>Bib</u>	<u>Time</u>
1	TOMAS CAPORA	LOY		6.25
2	RYAN CARNER	LOY		6.34
3	J VAFIADIS	LAURN		6.4
4	C CHUNG	ROYAL		6.4
5	S LAMANUZZI	SELW		6.49
6	M VAN BRELST	LOY		6.51
7	D BERLINGUETTE	HSBHS		6.52
8	J TUTINO	LOY		7.06
9	N SNOW	LOY		7.09
10	P PRENDERGAST	LOY		7.1
11	C LAZARIS	LAURN		7.12
12	D CRIVELLO	LOY		7.13
13	G BOSSITER	HSBHS		7.16
14	J BROWN	LOY		7.17
15	B RICHARD	LAURN		7.3
16	Y BOHADANA	HZHS		7.34
17	N ILIOPOULOS	LAURN		7.35
18	O LEIRIAO	LOY		7.36
19	A DUMAYS	LAURN		7.52
20	O WU MOUNTINEY	RVALE		7.54
21	J RENZONI	LOY		8.03
22	D BOUHADANA	HZHS		8.09
23	D SHANA	RVALE		8.10
24	D SAVRO	RVALE		8.12
25	J SPENARD	SELW		8.12
26	A JOYANES	SELW		8.15
27	R CIARUO	RVALE		8.28
28	C VASSILIATIS	VMC		8.36
29	M IAMMATTEO	VMC		8.41
30	L CLARKE	WIC		8.42
31	I HARRIS	ROYAL		8.51
32	J GREEN	ROYAL		8.52
33	A MOYAL	RVALE		8.53
34	W GOODMAN	RVALE		9.04
35	A DELLA SALA	LOY		9.04
36	J DISCENZA	VMC		9.23
37				9.25
38	D SORIN	WIC		9.56
39	Z KAHAN	WIC		10.19
40	A INY	WIC		10.22
41	J ASSOULINE	WIC		10.25
42				10.26
43	L PTACK	WIC		10.29
44	P PARANITHARAN	MMA		10.42
45	M ASSAYAG	RVALE		10.43
46	P PERAMBALAM	MMA		10.55
47	M LINDNER	LAURN		10.56

48	S WHITE	WIC	11.17
49	J NATHAN	LAURN	11.26
50	L RICCA	LAURN	11.29
51	J LEVITT-SCHAETER	WIC	11.30
52	A LUDMER	WIC	11.42
53	T LEE	VMC	11.52
54	A TSABULUS	RVALE	11.54
55	J LEVINE	WIC	11.55
56	H BROCK	WIC	12.06
57	M HARRIES	WIC	12.10
58	C LEVITT	WIC	12.40
59	Z CELESTIAL-FUENTEI	LOY	12.42
60	A D'ANDREA	LOY	12.43
61	I BRANSTEIN	WIC	12.45
62	J DASILVA	WIC	12.50
63	K LI	WIC	12.52
64	N LENTINI	LOY	13.08
65	D PUROHIT	WIC	13.10
66	S VASILIOU	RVALE	13.10
67	A FASANELLA	LOY	13.10
68	A ALACCHI	LOY	13.22
69	E LEVINE	WIC	13.42
70	M SIGAL	WIC	13.42
71	S TOCK LESAGE	WIC	13.43
72	R ARANITIS	WIC	13.45
73	N ENEKEPEDIS	WIC	13.45
74			13.47
75	A KHAN	VMC	13.49
76	A MARABELLA	VMC	13.56
77	A OLIVA	RVALE	13.58
78	D IANICELLI	VMC	14.00
79	A MILANO	VMC	14.01
80	M CIANCI	VMC	14.03
81	J COLLINS	VMC	14.04

Race# HS 5 - MG - 4 KM

<u>Place</u>	<u>Name</u>	<u>School</u>	<u>Bib</u>	<u>Time</u>
1	HAILEY GEAREY	HSBHS		17.14
2	SARA MASI	LBPHS		17.48
3 TIE	SHAWNA BRAYTON	HSBHS		18.20
3 TIE	VANESSA YAO	ROYAL		18.20
4	Z TREMBLAY	HSBHS		18.22
5	H EVANS	HZHS		20.04
6	J WONG	ROYAL		20.23
7	L LENNOX	VILLA		20.26
8	J SIMPSON	TRAF		20.27
9	P GIOUZELIS	VILLA		20.35
10	A ORTIKA	LSHS		20.40
11	S CENTORAMI	VILLA		20.44
12	S TISCIANE	LSHS		20.45
13	K MACDONALD	VILLA		20.45
14	C PETORA	LSHS		20.52
15	M MAGI	VILLA		21.07
16	T NIKOLETOPOULOS	TRAF		21.23
17	M BATISTA	VILLA		21.51
18	C SGOURAKIS	VILLA		21.53
19	S BRUNEAU	VILLA		21.54

20	M J ECHEGARAY	VILLA	22.01
21	A POINTET	VILLA	22.03
22	A MOORE	HSBHS	22.07
23	R KULASEGARAMPILLAI	VILLA	22.15
24	T SANTAVICCA	LBPHS	22.23
25	R KINSELLA	HSBHS	22.26
26	N TAMBAKIS	VILLA	22.28
27	S LECCESE	VILLA	22.30
28	D BOUHADANA	HZHS	22.31
29	S REICH	HZHS	22.33
30	S THIBODEAU	LSHS	22.50
31	J RODIGHIERO	VILLA	22.51
32	A BARBERIO	VILLA	23.44
33	J IMPELLIZERI	VILLA	23.47
34	C WAGNER	TRAF	23.50
35	A CHONG	VILLA	24.03
36	D TAMTOURRINO	LSHS	24.03
37	A PALAZZESE	VILLA	24.05
38	L YAFALIAN	VILLA	24.10
39	E MALCOMBER	VILLA	24.27
40	L FERREIRA MIGUEL	VILLA	24.35
41	A LANDREVILLE	VILLA	24.35
42	E FAZIOLI	VILLA	24.42
43	A TEOLIS	LSHS	24.44
44	K PATTI	LSHS	24.50
45	C BARD	VILLA	24.43
46	L MANCINO	VILLA	25.58
47	E SCHONINGH	VILLA	26.15
48	S HANEEF	VILLA	26.56
49	E LENET	TRAF	26.56
50	K WHITMORE	TRAF	28.19
51	O BRUZZESE	TRAF	28.27
52	O AVERY-JEANNIN	VILLA	28.39
53	C HYSZKO	TRAF	28.39
54	N AMEROSINO	LSHS	28.56
55	C DI FRASCIO	LSHS	29.02
56	C CARVALHO	VILLA	29.16
57	T HEINZ	VILLA	29.55
58	K PAULUK	VILLA	29.58
59	H HALLAK	KELLS	30.46
60	S LEE	KELLS	30.49
61	G PARSİ	VMC	30.52
62	A MARRA	VMC	31.08
63	E ROY	ROYAL	31.18
64	M NG	ROYAL	31.46
65	S SHIPANOCK	VILLA	31.46
66	D LONGO	VILLA	32.18
67	See JG		
68	V A PATTERSON	VMC	32.20

Race# HS 6 - MB - 4 KM

<u>Place</u>	<u>Name</u>	<u>School</u>	<u>Bib</u>	<u>Time</u>
1	CHARLES COOPER	ROYAL		13.22
2	RYAN BROTMAN	ROYAL		15.24
3	MICAH WATTS	LAURN		15.27
4	C GILL	LOY		15.39
5	T AZIZ	LAURN		15.49

6	S MACABORSA	LAURN	15.50
7	D MARCUS	ROYAL	16.04
8	K BUSH	KSS	16.06
9	M ROBERTSON	LAURN	16.08
10	C LUNDELL SMITH	SELW	16.18
11	K SCIPIO	LAURN	16.43
12	A QURESHI	LAURN	16.54
13	K KOVAC	ROYAL	17.07
14	G CASTELL	ROYAL	17.12
15	J SCIANNAMBLO	VMC	17.18
16	S DIPAOLO	LAURN	17.22
17	J BERGERON	HSBHS	17.25
18	C TSITOURAS	KELLS	17.26
19	S LITTLE-LEVESQUE	STG	17.54
20	E DAGENAI S KATES	WIC	18.01
21	G PERLMAN	SELW	18.04
22	H YA	SELW	18.13
23	A WERTHEIRMER	ROYAL	18.25
24	S DOHERTY	HSBHS	18.26
25	M GELBER	HZHS	18.27
26	D CORSI	LOY	18.30
27	S KARAM	ROYAL	18.32
28	A CUI	LAURN	18.36
29	T BITZAS	ROYAL	18.56
30	D DUGAS	LSHS	19.12
31			19.18
32	A BERNIER	ROYAL	19.19
33	D DE BELLIS	LAURN	19.21
34	O CHABAL-DRAGON	AHL	19.35
35	R NAGY	LSHS	19.39
36	K SATKUNANATHAN	LAURN	19.42
37	P MELAND	WIC	19.55
38	J DUROCHER	LSHS	19.57
39	T DIDHS	WIC	20.04
40	V MAUD	WIC	20.10
41	S SUTHKULARABGUAY	RVALE	20.13
42	N SARAI	LAURN	20.18
43	W CHIN	VMC	20.19
44	S VORDING	LAURN	20.21
45	G FORDINO	LSHS	20.29
46	R IVADURAI	RVALE	20.30
47	T GHREIWATI	KELLS	20.32
48	A RAHAMIM	HZHS	20.46
49	N WNDICHANSKY	HZHS	20.47
50	G BRUNO	LAURN	20.53
51	T WONG	LAURN	21.18
52	J GARCEAU	LAURN	21.22
53	C DOERPER	ROYAL	21.30
54	M DUSAWThER	WIC	21.34
55	U BRAND	SELW	21.34
56	D GREENSPOON	RVALE	21.47
57	K ZUNETRA	LSHS	21.48
58	D LAHACHE	KSS	21.52
59	M FELGIOGE	LSHS	21.54
60	FRED A	LSHS	21.58
61	A D'AVERSA	LSHS	21.59
62	E HOLDER	LSHS	22.03

63	W RANCELLI	LSHS	22.14
64	T KLINGENBERG	LSHS	22.15
65	B JACOBS	KSS	22.29
66	L PALARCHIO	ROYAL	22.35
67	C WYNTER	RVALE	22.43
68	C CHIA	LSHS	22.46
69	T KOLLA	LAURN	23.05
70	P CARAYANNIS	ROYAL	23.06
71	N ESPOSITO	LSHS	23.27
72	C WEIMAN	RVALE	23.29
73	N CHAN	LAURN	23.45
74	M MADDELENA	LAURN	24.15
75	M PATEL	LAURN	24.23
76	Z WEITMAN	WIC	24.24
77	M ESLER	RVALE	24.26
78	A PERRAS	LSHS	24.30
79	D ROBINSON	RVALE	24.33
80	C KARATZAS	KELLS	24.45
81	D FARLIAND	RVALE	24.54
82	M A MARTINOS	LAURN	24.55
83	S MONGIA	LSHS	24.59
84	PK CHANGSOO	LAURN	26.02
85	B RISIMONETT	LSHS	26.59
86	V VASSIOS	LAURN	27.38
87	J APELES	RVALE	29.18
88	A KOFMAN	RVALE	29.23
89	M POTIM	RVALE	29.25
90			29.27
91	H AHMED	LAURN	30.44
92	L MORGOSSIAN	KELLS	30.00
93	C CARPORELLI	RVALE	46.00
94	C DALDA	RVALE	31.04
95	R BLOUINJAY	RVALE	31.09
96	A DUFRESNE	VMC	31.11
97	G MORTELLARO	VMC	31.13
98	M SPEZIO	VMC	33.34
99	J D'AVIRRO	LAURN	33.37
100	T ASEERWATHAN	LAURN	33.39
101	R LEONE	LAURN	33.40
102	D RICOT	LAURN	33.42
103	I KHAN	LAURN	33.43
104	ETHAN N	RVALE	33.47
105	S PATEL	RVALE	33.49
106	R CHUMBER	LAURN	33.52
107	M DHEER	LAURN	33.53

Race# HS 7 - MG - 4 KM

<u>Place</u>	<u>Name</u>	<u>School</u>	<u>Bib</u>	<u>Time</u>
1	SHELA ANSAH	LAURN		18.23
2	RACHEL WEISSFELNER	VILLA		18.59
3	MEAGHAN KILMARTIN	WWHS		19.07
4	M JACOBS	SHSM		19.20
5	D P MARTIN	VILLA		19.23
6	J DAHL	WWSH		19.25
7	V BLEAU	VILLA		19.40
8	K GOIN	QAA		19.57
9	E BORONDU	SHSM		20.14

10	R LETOURNEAU	SHSM	20.18
11	E MACDONALD	VILLA	20.43
12	M HAERERA	WWHS	20.47
13	N DINUCCI	VILLA	20.59
14	C OKI-GILLAN	VILLA	22.05
15	P ILIOPOULOS	VILLA	22.13
16	K MARCHAND	LAURN	22.22
17	M MORRIS	QAA	22.29
18	S DAURIE	RVALE	22.48
19	V NOVACK	RVALE	23.03
20	J NOVIELLI	VILLA	23.07
21	C HA	VILLA	23.08
22	GITTENS	LAURN	23.10
23	J CARSON	VILLA	23.13
24	J DELUCILLA	SHSM	23.20
25	G DONNINI	LAURN	24.12
26	N SAVIOLIKIS	SHSM	24.24
27	N KOVALCHUCK	VILLA	24.44
28	R ORTEGA	LSHS	24.51
29	C RISPLER	QAA	25.18
30	A FIORENTINO	VILLA	25.18
31	K MUIR	VILLA	25.19
32	A KAMINSKI	VILLA	25.20
33	M SAPALA	SHSM	25.24
34	J COLLINS	RVALE	25.50
35	K ILIOPOULOS	VILLA	25.51
36	K ANTANOPOULOS	LSHS	26.29
37	S CORVO	LSHS	26.31
38	S JANI	VILLA	26.40
39	R HENEGAN	RVALE	26.41
40	M HOWELL	VILLA	26.50
41	C JOHNSON	LAURN	27.00
42	A PERRELLA	LSHS	27.11
43	M FISHLIN	VILLA	27.13
44	K MALTAIS	VILLA	27.22
45	A SOK	LAURN	27.54
46	K MONTARO	VILLA	27.58
47	H COHEN	ECS	27.58
48	C SU	ECS	27.59
49	G BEATTIE	ECS	28.09
50	C BONU	LSHS	28.09
51	K MOHLER	VILLA	31.45
52	Y KOU	RVALE	33.18
53	SABRINA R	RVALE	33.18
54	K IAPALUCCI	RVALE	34.24
55	J FARECU	LSHS	34.27
56	J MARCELIN	LSHS	34.31
57	S NOLASCO	LSHS	34.33
58	A BRUZZESE	LSHS	34.58
59	K PATEL	VILLA	35.52
60	D WAZZAN	VILLA	36.26
61	H MASTER	VILLA	36.31

HS 8 - JG 5 KM

<u>Race#</u>	<u>Name</u>	<u>School</u>	<u>Bib</u>	<u>Time</u>
1	MIKHAELA NEELIN	LPHS		20.41

2	AMANDA LOUKATOS	LSHS		21.29
3	CHARLOTTE HINGS	VILLA		21.31
4	A EBERLE	SHSM		21.36
5	A CRAIG	LPHS		21.37
6	V YUE	VILLA		22.05
7	S MORGAN	STUDY		22.15
8	A ABRAHAM	VILLA		22.20
9	R COYONE	LAURN		22.29
10	V PACITTO	VILLA		22.33
11	C GRECZKOWSKI	QAA		22.39
12	D PATEL	RVALE		22.49
13	A TAMBURNINO	LSHS		22.52
14	O BOUSKILL	SHSM		23.06
15	L LECLERC	TRAF		23.12
16	J CUI	ROYAL		23.18
17	R VAN HORNE	STG		23.23
18	E COVONE	LAURN		24.23
19	M MARHABA	WIC		24.27
20	A GENTILE	SHSM		24.34
21	S CONSTANCE	STUDY		24.42
22	J ISSEMAN	STUDY		24.51
23	N PARMENTIER	VILLA		25.00
24	N PERRY	HSBHS		25.05
25	M G DUSSAULT	KELLS		25.11
26	S PATEL	LAURN		25.54
27	K COUTURE	VILLA		26.03
28	L SCIOTTO	VILLA		26.16
29	A BIANCO	VILLA		26.18
30	E PETRECCIA	VILLA		26.51
31	S SINGARAJAR	VILLA		27.17
32	V CABRAL	VILLA		27.46
33	C LE	WIC		28.00
34	S TURCOTTE	SHSM		28.51
35	E PALLAY	SHSM		28.52
36	S-M DEMERS	KELLS		28.53
37	E FREIDMAN	WIC		28.54
38	R GRIESANG	KELLS		29.04
39	V GAGNE	LSHS	** 6 KM	29.27
40	B-C BUI	ROYAL		29.32
41	V MUTIA	VILLA		29.42
42	V ZAKAR	LSHS	** 6 KM	29.44
43	Y J KO	KELLS		30.32
44	K GIANNATAKIS	MMA		31.07
45	T BATISTA	VILLA		31.12
46	S SON	VILLA		31.32
47	T MACKENZIE	TRAF		31.46
48	O GUTHERZ	TRAF		31.47
49	E PAKOUSSIS	LAURN		31.56
50	M BOUHMERI	LAURN		32.06
51	N MANIAS	LAURN		32.12
67	S OPPEDISANO	LSHS	*MG RAC	32.19
52	R ISLAM	LAURN		32.32
53	MS LEWIS			33.47
54	MME FILMORE			34.09
55	MS. MARTONE			35.59
56	S FALLAND	RVALE		36.00
57	MS. DA SILVEIA			37.46

58	MS. RIBEIRO		37.48
59	S LAZRAG	HSBHS	37.48
60	K MARY O'CONNOR	HSBHS	39.07
61	S TRABELSI	KELLS	39.08
62	M GUTIERREZ	KELLS	39.12
63	P BUSTAMANTE	KELLS	39.51
64	F RINALDI	KELLS	42.17
65	E LEGRIS	HSBHS	42.17
66	F KAVATHAS	ED PLUS	42.18
67	S ROTHER	ED PLUS	49.24
68	T HANSEL	ED PLUS	49.27
69	K KIRBY	KELLS	49.37
70	A ABDULLAH	KELLS	49.40
71	T KOKETSO	KELLS	49.45
72	N YACOUN	KELLS	49.45
73	C MAISONNEUVE	KELLS	49.47
74	H AL MUFLEH	KELLS	49.52
75	G VANROOTSELAAR-MADOR	KELLS	49.53

Race# HS 9 - JB 5 KM

<u>Place</u>	<u>Name</u>	<u>School</u>	<u>Bib</u>	<u>Time</u>
1	ZACHARY SYKES	LPHS		17.28
2	MASSIMO LATUFARA	LBPHS		18.48
3	FRANCESO PANNANLUONE	LOY		19.33
4	S MARCHAND	LAURN		19.58
5	T AUDESSE	ROYAL		20.02
6	C MCLEAN	MMA		20.04
7	M FRATANGELO	LBPHS		20.09
8	D LAZZARA	LBPHS		20.28
9	M LAPIERRE	LPHS		20.47
10	J ARRUDO	LSHS		20.54
11	J THORPE	STG		20.59
12	C WONG	ROYAL		21.02
13	N KRAJEWSKI	LAURN		21.27
14	E IZQUIERDO	MMA		21.45
15	A PETTEM	ROYAL		21.48
16	M LINDY	STG		21.51
17	L MARCELINO	LSHS		21.59
18	K LABELLE	LBPHS		22.10
19	Z SZABO-KNOX	ROYAL		22.45
20	A SCOTT	KSS		23.04
21	G D'ATTENA	ED PLUS		23.18
22	J WENER	STG		23.33
23	Y LAMBROPUNOS	LAURN		23.37
24	T BARNES	KSS		24.01
25	A JOHNSON	HSBHS		24.33
26	A MAGUID	WIC		24.45
27	J PALIOTTI	KELLS		24.46
28	A FORESTA	MMA		24.51
29	YVES	ROYAL		24.57
30	R DESAI	RVALE		25.15
31				26.02
32	M SMIRNOV	MMA		26.13
33	S LAROSE	KELLS		26.22
34	J BHANDARI	LAURN		27.14
35	A REA	LAURN		28.31

36	H YOUNG KANG	ED PLUS	28.40
37	W HALLAK	KELLS	28.43
38	J NGUYEN	LAURN	28.52
39	A VU-NGUYEN	LAURN	29.42
40	C WONG	LAURN	29.46
41	A NGUYEN	LAURN	30.37
42	A LACASSE-LEAL	LSHS	31.24
43	M GUEBENLIAN	ED PLUS	31.24
44	J QAZI	LAURN	32.19
45	F SULTAN	KELLS	32.56
46	M AHMAD	LAURN	32.58
47	M SERAGELDIN	KELLS	33.06
48	I MULA	MMA	33.32
49	I CHOUDHORY	MMA	34.33
50	H SEO	KELLS	35.12
51	D VENIERIS	ED PLUS	36.05
52	G SHLAFMAN	ED PLUS	37.05
53	A GARELLEK	ED PLUS	37.07
54	W SEO	KELLS	38.38
55	S SUH	KELLS	40.00
56	N LEDUC-CUMMINGS	KELLS	40.03
57	D EL KHOURY	KELLS	40.04
58	R JUNCOU	RVALE	40.09
59	MOHAMED	RVALE	41.08
60	M GIANNOUDIS	LAURN	41.10
61	S GEUNOLE	LAURN	41.50
62	A ALJOUNDI	LAURN	41.50
63	S KHAN	ED PLUS	41.51
64	C FERNIE	ED PLUS	44.13
65	B THOMPSON	CONNEC	45.18

2011-2012

Red = Tentative

Black=Confirmed

HOME TEAMS- PLEASE CONFIRM DATE March 29, 2012

Juvenile Boys "Div 1" 12 teams -top two make playoffs**1st and second from the same section cannot meet until the championship game

Quarter Final	Semi Final	Final	Champions
	Seed 1 - First 1st Place (Home) - LMAC - 3		
	P24 - Wed. March 14th - 3:30pm	LMAC (Home) - 2	
Seed 5- Second 2nd Place - JRHS - 2			
P12 - Wed. Feb 29th - 3:45pm	LCCHS - 2		
Seed 4 - First 2nd Place (Home) - LCCHS - 7			
		P33 - Saturday March 17th - 1:00pm Pierrefonds Comprehensive HS	Vincent Massey Collegiate Game MVP: Nicholas Simundic - VMC
Seed 3 - Third 1st Place (Home) - RVALE - 2			
P13 - Wed. March 14th - 5:00pm	VMC - 3		
Seed 6- Third 2nd Place - VMC - 3			
	P25 - Thurs. March 15th - 4:45pm - DH	VMC - 3	
	Seed 2-Second 1st Place (Home)- PCHS- 2		

Juvenile Boys "Div 3" 7 teams -top six make playoffs

Quarter Final	Semi Final	Final	Champions
	1st Place (Home) - MMA - 2		
	P3 - Wed. Feb. 22nd - 2:30pm	KELLS - 3	
5th Place - LAURN - 1			
P1 - Mon. Feb. 20th - 3:00pm NDG Sports Complex	KELLS - 7		
4th Place (Home) - KELLS - 6		P5 - Wed. March 14th - 3:30pm	Kells Academy Game MVP: Joseph Paliotti - KELLS
3rd Place (Home) - BA - 9			
P2 - Mon. Feb. 20th - 4:00pm	BA - 3		
6th Place - CENT - 6			
	P4 - Wed. Feb. 22nd - 3:30pm	WHS (HOME) - 1	
	2nd Place (Home) - WHS - 6		

Juvenile Girls "Div 1" 13 teams -top two make playoffs**1st and second from the same section cannot meet until the championship game

Quarter Final	Semi Final	Final	Champions
	Seed 1 - First 1st Place - VILLA - 2 (SO)		
	P18 - Thurs. March 15th - 3:30 pm	VILLA - 7	
Seed 5- Second 2nd Place - WHS - 1			
P6 - Tues. March 13th - 3:00pm - DH	PCHC (Home) - 1		
Seed 4 - First 2nd Place (Home) - PCHS - 6			
		P32 - Wednesday, March 28th - 2:00pm	Vincent Massey Collegiate Game MVP: Stefania Folino - VMC
Seed 3 - Third 1st Place (Home) - LPHS - 13			
P7 - Tues. March 13th - 3:45pm - at PCHS	LPHS - 3		
Seed 6- Third 2nd Place - RVALE - 2			
	P19 - Thurs. March 15th - 3:00pm	VMC (Home) - 7	
	Seed 2 -Second 1st Place (Home) -VMC- 4		

Midget Boys "Div 1" - 9 teams - top two make playoffs

Semi Final	Final	Champions
1A (Home)- LAURN - 8		
P14 - Tues. Feb 28th - 3:45pm - Sr Campus	LAURN (Home) - 7	

2B - VMC - 3

2A - HSBHS - 5

P15 - Tues. Feb 28th - 3:00pm

1B (Home) - FACE - 10

P31 - Saturday March 17th - 11:30am
Pierrefonds Comprehensive HS

FACE - 0

LaurenHill Academy

Game MVP: Simon Malborsa - LAURN

Midget Girls "Div 1" - 6 teams - all make playoffs

Quarter Final

Semi Final

Final

Champions

1A (Home) - PCHS - 8

P20 - Tues. March 13th - 4:15pm - DH

PCHS (Home) - 7

3A - HSBHS 3

P8 - Mon. Feb. 27th - 3:00pm

LMAC - 2

2B (Home) - LMAC - 6

P30 - Saturday March 17th - 11:30am
Pierrefonds Comprehensive HS

Pierrefonds Comprehensive High School

Game MVP: Adriana Catalano - PCHS

2A (Home) - LCCHS - 2

P9 - Wed. Feb. 22nd - 3:00pm

VILLA - 1

3B - VILLA - 3 (OT)

P21 - Wed. March 14th - 3:30pm - DH

VMC - 1

1B (Home) - VMC - 2

Bantam Boys "Div 1" - 7 teams - top six make playoffs

Quarter Final

Semi Final

Final

Champions

1st Place (Home) - PCHS - 3 (SO)

P26 - Thurs. March 15th - 3:45pm - DH

PCHS (Home) - 0

5th Place - VMC - 8

P16 - Wed. Feb 29th - 3:30pm

VMC - 2

4th Place (Home) - STG - 5

P29 - Saturday March 17th - 10:00am
Pierrefonds Comprehensive HS

LaSalle Community Comprehensive HS

Game MVP: Steven Focio - LCCHS

3rd Place (Home) - LAURN - 5

P17 - Wed. Feb 29th - 3:30pm - Jr Campus

LAURN - 5

6th Place - HSBHS - 1

P27 - Wed. March 14th - 3:30pm

LCCHS - 3

2nd Place (Home) - LCCHS - 9

Bantam Girls "Div 1" - 6 teams - all make playoffs

Quarter Final

Semi Final

Final

Champions

1A (Home) - PCHS - 10

P22 - Wed. March 14th - 4:00pm

PCHS - 1

3A - HSBHS - 4

P10 - Tues. Feb. 28th - 3:30pm

RHS - 1

2B (Home) - RHS - 5 (SO)

P28 - Saturday March 17th - 10:00am
Pierrefonds Comprehensive HS

Vincent Massey Collegiate

Game MVP: Sara Vetere - VMC

2A (Home) - LCCHS - 11

P11 - Thurs. March 1st - 2:30pm

LCCHS - 3

3B - LAURN - 0

P23 - Wed. March 14th - 2:30pm - DH

VMC (Home) - 7

1B (Home) - VMC - 6

GMAA Indoor Soccer FINAL Standings 2011-2012

24/02/2012 15:49

	School	Games	Win	Loss	OT Loss	Points
JB1A						
6	Pierrefonds Comprehensive HS	6	6	0	0	18
	John Rennie High School	6	4	2	0	12
	Lindsay Place High School	6	1	5	1	4
	Westwood High School	6	1	5	1	4
JB1B						
6	Royal Vale School	6	5	1	1	16
	Lasalle Community Comp HS	6	5	1	0	15
	Lakeside Academy	6	2	4	0	6
	Greaves Adventist Academy	6	0	6	0	0
JB1C						
6	Laurier MacDonald HS	6	6	0	0	18
	Lester B Pearson High School	6	3	3	0	9
	Vincent Massey Collegiate	6	3	3	0	9
	Perspectives School	6	0	6	0	0
JB3A						
6	Marymount Academy	6	6	0	0	18
	Westmount High School	6	5	1	0	15
	Beurling Academy	6	4	2	0	12
	Kells Academy	6	3	3	0	9
	LaurenHill Academy	6	1	5	0	3
	Centennial Academy	6	1	5	0	3
	Howard S Billings HS	6	1	5	0	3
JG1A						
6	Lindsay Place HS	6	6	0	0	18
	Pierrefonds Comp. High School	6	4	2	0	12
	LaurenHill Academy	6	2	4	1	7
	Lakeside Academy	6	0	6	0	0
JG1B						
6	Villa Maria HS	6	6	0	0	18
	Royal Vale School	6	2	4	1	7
	Howard S Billings HS	6	2	4	1	7
	Kells Academy	6	2	4	0	6
JG1C						
8	Vincent Massey Collegiate	8	8	0	0	24
	Westmount High School	8	5	3	1	16
	Face High School	8	5	3	0	15
	Rosemount High School	8	2	6	1	7
	Centennial Academy	8	0	8	0	0
MB1A						
6	LaurenHill Academy	6	6	0	0	18
	Howard S Billings HS	6	3	3	0	9
	Lasalle Community Comp HS	6	2	4	1	7

	Pierrefonds Comprehensive HS	6	1	5	2	5
MB1B						
8	Face High School	8	7	1	0	21
	Vincent Massey Collegiate	8	6	2	0	18
	Laurier MacDonald High School	7	4	3	0	12
	John F Kennedy HS	7	1	6	0	3
	Rosemount High School	8	1	7	0	3
MG1A						
7	Pierrefonds Comprehensive HS	6	6	0	0	18
	Lasalle Community Comp HS	6	2	4	0	6
	Howard S Billings HS	7	1	6	0	3
MG1B						
7	Vincent Massey Collegiate	7	6	1	0	18
	Laurier MacDonald HS	7	4	3	0	12
	Villa Maria High School	7	1	6	1	4
BB1A						
6	Pierrefonds Comp HS	6	6	0	0	18
	Lasalle Community High School	6	4	2	1	13
	LaurenHill Academy	6	4	2	0	12
	St George's High School	6	3	3	1	10
	Vincent Massey High School	6	3	3	0	9
	Howard S Billings HS	6	1	5	0	3
	Marymount Academy	6	0	6	0	0
BG1A						
7	Pierrefonds Comprehensive HS	6	5	1	0	15
	Lasalle Community Comp HS	7	4	3	1	13
	Howard S Billings HS	7	1	6	0	3
BG1B						
7	Vincent Massey Collegiate	7	7	0	0	21
	Rosemount High School	6	3	3	0	9
	LaurenHill Academy	7	0	7	0	0

GMAA Rugby 7's Boys Tournament

Friday, May 11th, 2012 at Concordia University (Sherbrooke St. west)

MIDGET SCHEDULE

Sec A	Sec B
CVR	BA
LA	BHS
LCCHS	LCC
LOY A	LOY B
WWHS	SELW

TIME	Level	Game #	Away	Score	Home	Score	Field
8:15 AM	Mid B	1	LCC	10	LOY B	0	Field #1
8:15 AM	Mid B	2	BHS	10	SELW	12	Field #2
8:35 AM	Mid A	3	LCCHS	10	LOY A	24	Field #1
8:35 AM	Mid A	4	LA	0	WWHS	5	Field #2
9:55 AM	Mid B	11	BA	5	SELW	33	Field #1
9:55 AM	Mid B	12	BHS	34	LCC	0	Field #2
10:20 AM	Mid A	13	LA	15	LCCHS	0	Field #1
10:20 AM	Mid A	14	CVR	22	WWHS	0	Field #2
11:40 AM	Mid B	21	BA	0	LOY B	21	Field #1
11:40 AM	Mid B	22	SELW	5	LCC	17	Field #2
12:00 PM	Mid A	23	CVR	14	LOY A	24	Field #1
12:00 PM	Mid A	24	WWHS	25	LCCHS	0	Field #2
1:25 PM	Mid B	31	LOY B	15	BHS	12	Field #1
1:25 PM	Mid B	32	BA	12	LCC	21	Field #2
1:45 PM	Mid A	33	CVR	19	LCCHS	5	Field #1
1:45 PM	Mid A	34	LOY A	15	LA	0	Field #2
3:10 PM	Mid B	41	LOY B	10	SELW	7	Field #1
3:10 PM	Mid B	42	BA	0	BHS	27	Field #2
3:30 PM	Mid A	43	CVR	31	LA	0	Field #1
3:30 PM	Mid A	44	LOY A	22	WWHS	0	Field #2
4:50 PM	Midget	Final	LOY A	31	LCC	0	Field #1

Championship Game MVP: Sebastian Iaricci - Loyola HS

GMAA Rugby 7's Boys Tournament

Friday, May 11th, 2012 at Concordia University (Sherbrooke St. west)

JUVENILE SCHEDULE

Juv A	Juv B	Juv C	Juv D
LOY A RIVHS KELLS	CVR LA. B WIC	LCC LA. A BA	LOY B BHS LCCHS

TIME	Level	Game #	Away	Score	Home	Score	Field
8:55 AM	Juv A	5	LOY A	2	RIVHS	0	Field #1
8:55 AM	Juv B	6	CVR	27	LA. B	0	Field #2
9:15 AM	Juv C	7	LCC	17	LA. A	5	Field #1
9:15 AM	Juv D	8	LOY B	10	BHS	5	Field #2
10:40 AM	Juv A	15	KELLS	0	LOY A	17	Field #1
10:40 AM	Juv B	16	LA. B	0	WIC	29	Field #2
11:00 AM	Juv C	17	BA	0	LCC	21	Field #1
11:00 AM	Juv D	18	LCCHS	19	LOY B	5	Field #2
12:25 PM	Juv A	25	RIVHS	14	KELLS	7	Field #1
12:25 PM	Juv B	26	WIC	12	CVR	10	Field #2
12:45 PM	Juv C	27	LA. A	17	BA	0	Field #1
12:45 PM	Juv D	28	BHS	0	LCCHS	17	Field #2
2:05 PM	Juv	35	Kells	10	LA. B	5	Field #1
2:05 PM	Juv	36	BA	21	BHS	17	Field #2
2:30 PM	Juv SF	37	LOY A	10	WIC	7	Field #1
2:30 PM	Juv SF	38	LCC	21	LCCHS	0	Field #2
2:50 PM	Juv	39	RIVHS	0	CVR	29	Field #1
2:50 PM		40	LA. A	22	LOY B	0	Field #2
4:20 PM	Juvenile	Final	LOY A	10	LCC	12	Field #1

Championship Game MVP: Nathaniel Niedermann - Lower Canada College

GMAA Rugby Tentative Playoff Dates 2012

14/06/2012 16:28

Juvenile Boys Division 1

Top 4 teams make it

Semi Final	Final	Champions
------------	-------	-----------

LOY cannot play on Wed, May 23 - they can play Thursday, May 24th

SELW cannot host at 4:15pm - has to be at 3:15pm (as early as possible)

LCC - 1A (home) - 24

P1 - Wednesday, May 23rd - 4:15pm - DH
at Lower Canada College

CVR - 4A - 15

LCC (home team) - 15

P3 - Wednesday, May 30th - 6:00pm
at Ed Meagher Field

LOY - 3A - 22

Selwyn House
Game MVP: David De Cotiis - SELW

P2 - Thursday, May 24th - 4:00pm
at Ed Meagher Field

SELW - 2A (home) - 24

SELW - 17

Juvenile Boys Division 3

Top 2 teams from each section - 8 teams total

Quarter Finals	Semi Final	Final	Champions
----------------	------------	-------	-----------

SELW cannot host at 4:15pm - has to be as early as possible

BHS - 1A (home) - 0

P4 - Tuesday, May 22nd - 5:30pm - DH

LPHS - 2B - 27

LPHS - 17

P8 - Monday, May 28th - 4:15pm
at Riverside Park Field

LCCHS - 1C (home) - 41

P5 - Tuesday, May 22nd - 4:15pm - at Riverside Park

HRHS - 2D - 12

LCCHS (home) - 12

LPHS - 49

ROYAL - 1B (home) - 22

P6 - Thursday, May 24th - 4:15pm - at Concordia

JRHS - 2A - 12

ROYAL (home) - 20

P10 - Thursday, May 31st - 4:15pm
at Concordia University

Lindsey Place High School

Game MVP:

SELW - 1D (home) - 14

P7 - Thursday, May 24th - 4:00pm at LCC

MSGR - 2C - 13

P9 - Monday, May 28th - 4:15pm
at Concordia University Field

SELW - 0

ROYAL (home) - 19

Juvenile Girls Division 1

Top 4 teams make it

Semi Final	Final	Champions
------------	-------	-----------

STT - 1A (home) - 40

P11 - Monday, May 28th - 4:30pm
at Terra Cotta Field

ROYAL - 4A - 5

STT (home) - 12

P13 - Thursday, May 31st - 4:15pm
at St Thomas HS Field

BHS - 3A (home) - 7

Chateauguay Valley Regional HS

Game MVP:

P12 - Monday, May 28th - 4:15pm
at Beaconsfield HS

CVR - 2A - 35

CVR - 25

Juvenile Girls Division 3

Section A - Top 4 teams make it Section B - Top 2 teams make it

Quarter	Semi	Final	Champions
---------	------	-------	-----------

ECS cannot play on May 23rd - that game will move to May 24th also cannot play May 25th or 30th

MACD cannot play on May 23rd - that game will move to May 24th

LCCHS - 2B (home) - 7

P14 - Thursday, May 24th - 2:45pm
at Riverside Park

ECS - 0

ECS - 0

ECS - 3A - 12	P16 - Thursday, May 31st - 4:15pm at Westwood HS SR Campus	WWHS (Home) - 0	
	WWHS - 1A (home) - 29		P18 - Wednesday, June 6th - 4:30pm at Westwood HS SR Campus
	LSHS - 1B - 0		Macdonald High School Game MVP: Stephanie Chicoine - MACD
JRHS - 4A - 12	P17 - Friday, June 1st - 4:30pm at MacDonald HS	MACD - 10	
P15 - Thursday, May 24th - 4:15pm at MacDonald HS	MACD - (home) - 12		
MACD - 2A (home) - 22			

Midget Boys 1

Top 4 teams from each section make it

Quarter Finals	Semi Final	Final	Champions
----------------	------------	-------	-----------

WIC cannot play on Tuesday, May 22nd, can play Wednesday, May 23rd - Semi will move to Friday, May 25th

WIC - 1A (home) - 3			
P19 - Wednesday, May 23rd - 3:30pm	SELW (home) - 19		
SELW - 4B - 6 (PK)			
	P23 - Friday, May 25th - 4:00pm at Molson Stadium	CVR - 5	
CVR - 2B - 12			
P20 - Tuesday, May 22nd - 4:15pm - at Jr Campus	CVR - 31		
WWHS - 3A (home) - 7			
		P25 - Wednesday, May 30th - 4:30pm at Ed Meagher Field	Loyola High School Game MVP: Trevor Butler - LOY
BHS - 2A (home) - 10			
P21 - Tuesday, May 22nd - 4:15pm - DH	BHS - 0		
CJB - 3B - 5			
	P24 - Friday, May 25th - 4:15pm at Ed Meagher Field	LOY (home team) - 45	
LOY - 1B (home) - 77			
P22 - Wednesday, May 23rd - 4:00pm	LOY (home) - 53		
JRHS - 4A - 0			

Bantam Boys 1

Top 4 teams make it - 1st and 2nd place from the same sections cannot meet until finals

Quarter	Semi	Final	Champions
---------	------	-------	-----------

LOY cannot play on Wednesday, May 23 - QF game will move to Tuesday, May 22nd

LOY - 2A (home) - 0 (def)			
P27 - Tuesday, May 22nd - 3:00pm - DH at Ed Meagher Field	ROYAL - 7		
ROYAL - 4B - 2			
	P29 - Friday, May 25th - 3:00pm at Forbes Field	SELW (home team) - 66	
	SELW - 1B (home) - 45		
	WIC - 1A (home) - 28	P30 - Wednesday, May 30th - 3:15pm at Ed Meagher Field	Selwyn House Game MVP: Michael Cristiano - SELW
MSGR - 3B - 33			
	P29 - Friday, May 25th - 3:30pm at West Island College	LCC - 21	
P26 - Wednesday, May 23rd - 3:00pm - DH at Lower Canada College	LCC - 49		
LCC - 2B (home) - 42			

G.M.A.A. Rugby FINAL Standings 2012

21/05/2012 8:57						
	School	Games	Win	Loss	Tie	Points
Juvenile Boys 1A						
5 games	Lower Canada College	5	5	0	0	10
	Selwyn Hosue School	5	4	1	0	8
	Loyola High School	5	3	2	0	6
	Chateauguay Valley Regional High School	5	2	3	0	4
	St. Thomas High School	5	1	4	0	2
	Howard S Billings High School	5	0	5	0	0
Juvenile Boys 3A						
4 games	Beaconsfield High School	4	4	0	0	8
	John Rennie High School	4	3	1	0	6
	Westwood High School	4	2	2	0	4
	Macdonald High School	4	1	3	0	2
	Ecole St Georges	4	0	4	0	0
Juvenile Boys 3B						
6 games	Royal West Academy	6	5	1	0	10
	Lindsay Place High School	6	4	2	0	8
	Lakeside Academy	6	3	3	0	6
	Riverdale High School	6	0	6	0	0
Juvenile Boys 3C						
6 games	Lasalle Community Comprehensive HS	6	5	1	0	10
	Ecole Monseigneur Richard	6	4	2	0	8
	College Jean de Brebeuf	6	3	3	0	6
	Westmount High School	6	0	6	0	0
Juvenile Boys 3D						
6 games	Selwyn House School	6	5	1	0	10
	Heritage Regional High School	6	4	2	0	8
	Laurier Senior High School	6	2	4	0	4
	LaurenHill Academy	6	1	5	0	2
Juvenile Girls 1A						
4 games	St. Thomas High School	4	4	0	0	8
	Chateauguay Valley Regional High School	4	3	1	0	6
	Beaconsfield High School	4	2	2	0	4
	Royal West Academy	4	1	3	0	2
	Howard S. Billings High School	4	0	4	0	0
Juvenile Girls 3A						
5 games	Westwood High School	5	5	0	0	10
	MacDonald High School	5	4	1	0	8
	ECS	5	3	2	0	6
	John Rennie High School	4	1	3	0	2
	Lakeside Academy	5	1	4	0	2
	Lindsay Place High School	4	0	4	0	0
Juvenile Girls 3B						
6 games	Laurier Senior High School	6	5	1	0	10
	Lasalle Community Comp HS	6	4	2	0	8
	Ecole Monseigneur Richard	6	3	3	0	6
	Heritage Regional High School	6	0	6	0	0
Midget Boys 1A						

4 games	West Island College	4	4	0	0	8
	Beaconsfield High School	4	3	1	0	6
	Westwood High School	4	2	2	0	4
	John Rennie High School	4	1	3	0	2
	Ecole St Georges	4	0	4	0	0
OUT	Macdonald High School	0	0	0	0	0
Midget Boys 1B						
6 games	Loyola High School	6	6	0	0	12
	Chateauguay Valley Regional High School	6	4	2	0	8
	College Jean de Brebeuf	6	4	2	0	8
	Selwyn House School	6	3	3	0	6
	Royal West Academy	6	2	4	0	4
	Lower Canada College	6	2	4	0	4
	Lakeside Academy	6	0	6	0	0
Bantam Boys 1A						
6 games	West Island College	6	5	1	0	10
	Loyola High School (Team 1)	6	5	1	0	10
	Selwyn House School (Team 1)	6	2	4	0	4
	MacDonald High School	6	0	6	0	0
Bantam Boys 1B						
5 games	Selwyn House School (Team 2)	5	5	0	0	10
	Lower Canada College	5	3	2	0	6
	Ecole Monseigneur Richard	5	3	2	0	6
	Royal West Academy	5	3	2	0	6
	Lasalle Community Comprehensive HS	5	1	4	0	2
	Loyola High School (Team 2)	5	0	5	0	0

GMAA Rugby 7's Boys Tournament

Friday, May 11th, 2012 at Concordia University (Sherbrooke St. west)

BANTAM SCHEDULE

TIME	Game #	Away	Score	Home	Score	Field
9:35 AM	9	SELW	5	LCC	8	Field #1
9:35 AM	10	CVR	18	WWHS	5	Field #2
11:20 AM	19	CVR	0	SELW	25	Field #1
11:20 AM	20	WWHS	0	LCC	33	Field #2
1:05 PM	29	LCC	27	CVR	5	Field #1
1:05 PM	30	WWHS	0	SELW	20	Field #2
3:50 PM	Final	SELW	10	LCC	0	Field #1

Championship Game MVP: Michael Christiano - SELWYN

GMAA Rugby 7's Girls Tournament

Friday, April 27th, 2012 at Concordia University (Sherbrooke St. west)

Results

TIME	#	FIELD "1"	Away	Score	Home	Score
8:30 AM	1	JUV	ECS	25	BHS "B"	7
8:50 AM	2	JUV	BA	0	BHS "A"	20
9:10 AM	3	MID	LA	0	WWHS "B"	15
9:30 AM	4	MID	WWHS "A"	8	CVR	5
9:50 AM	5	BAN	WWHS "A"	31	WWHS "B"	0
10:10 AM	6	BAN	CVR	5	ECS	10
10:35 AM	7	JUV	BHS "B"	25	RIVHS	0
10:55 AM	8	JUV	WWHS	0	BHS "A"	5
11:15 AM	9	MID	WWHS "B"	5	WWHS "A"	15
11:35 AM	10	MID	LA	0	CVR	22
11:55 AM	11	BAN	WWHS "A"	26	ECS	0
12:15 PM	12	BAN	WWHS "B"	0	CVR	10
12:40 PM	13	JUV	ECS	39	RIVHS	0
1:00 PM	14	JUV	WWHS	25	BA	0
1:20 PM	15	MID	LA	0	WWHS "A"	27
1:40 PM	16	MID	CVR	5	WWHS "B"	10
2:00 PM	17	BAN	WWHS "A"	17	CVR	5
2:20 PM	18	BAN	WWHS "B"	0	ECS	24
2:40 PM	19	JUV	3A - BA	0	3B- RIVHS	15
3:00 PM	20	JUV SEMI	2A- WWHS	13	1B- ECS	10
3:25 PM	21	JUV SEMI	2B- BHS(B)	0	1A- BHS(A)	24
3:50 PM	22	MID FINAL	2ND- WWHS(B)	0	1ST- WWHS(A)	20
4:20 PM	23	BAN FINAL	2ND- ECS	0	1ST- WWHS(A)	17
4:50 PM	24	JUV FINAL	WWHS	0	BHS(A)	10

Touch Football Playoffs 2012

HOME TEAMS-PLEASE CONFIRM

RED-Tentative

Black-Confirmed

05/06/2012 11:12

<i>Juvenile Girls Division 1 - Top 4 to playoffs</i>		<i>Champions</i>
<i>Semis</i>	<i>Finals</i>	
1st (Home) - WWHS - 13		
P3 - Wednesday, May 23rd - 4:15pm - at Junior Campus	LCCHS - 0	
4th - LCCHS - 14		
	P12 - Wednesday, May 30th - 4:00pm at PCHS	Pierrefonds Comprehensive HS Game MVP: Chelsea Prentice - PCHS
3rd - SHSM (Home) - 1		
P4 - Wednesday, May 23rd - 4:30pm DH at Parc LeBer	PCHS (Home) - 21	
2nd - PCHS - 6		

<i>Juvenile Girls Division 3 - Top 2 from Sec. A and top 4 from Sec. B to playoffs</i>			<i>Champions</i>
<i>Quarters</i>	<i>Semis</i>	<i>Finals</i>	
ECS can't play May 23/25/30 ROYAL can't play May 29/30	1A (Home) - ROYAL - 3		
	P9 - Friday, May 25th - 3:30pm	LAURN - 12	
3B - ECS - 0			
P1 - Thursday, May 24th - 4:30pm- Senior Campus	LAURN - 9		
2B (Home) - LAURN - 12			
		Tuesday, May 29th - 4:00pm at King George Park	LaurenHill Academy Game MVP: Anthoula Mantis - LAURN
2A (Home) - BHS - 24			
P2 - Tuesday, May 22nd - 3:45pm	BHS - 12		
4B - BA - 14			
	P10 - Wednesday, May 23rd - 4:00pm King George Park	STUDY (Home) - 0	
	1B (Home) - STUDY - 18		

<i>Midget Girls Division 1 - Top 3 to playoffs</i>		<i>Champions</i>
<i>Semis</i>	<i>Finals</i>	
	1st (Home) - LPHS - 1	
	P11 - Wednesday, May 23rd - 4:30pm at Terra Cotta	Pierrefonds Comprehensive HS Game MVP: Nathalie Brunelle - PCHS
3rd - SHSM - 0		
P5 - Tuesday, May 22nd - 3:45pm	PCHS - 6	

2nd (Home) - PCHS - 19

Midget Girls Division 3 - Top 3 to playoffs

Semis

Finals

Champions

1st (Home) - MACD - 4

P15 - Monday June 4th - 4:00pm

FACE High School

Game MVP: Libera Collini - FACE

3rd - FACE "B" - 0

P7 - Wednesday, May 23rd - 5:15pm

FACE "A" - 6

2nd (Home) - FACE "A" - 1

Bantam Girls Division 1 - Top 2 to playoffs

Semis

Finals

Champions

1A (Home) - WWHS - 21

P8 - Thursday, May 24th - 4:15pm - Jr Campus

WWHS (Home) - 7

2B - ROYAL - 0

P14 - Monday, May 28th - 4:00pm
at Junior Campus

Westwood Junior High School

Game MVP: Kayla Greenough - WWHS

2A - PCHS - 9

P6 - Wednesday, May 23rd - 3:15pm DH - Parc Le Ber

PCHS - 2

1B (Home) - SHSM - 0

Touch Football Playoffs 2012

HOME TEAMS-PLEASE CONFIRM

RED-Tentative

Black-Confirmed

05/06/2012 11:13

Juvenile Girls Division 1 - Top 4 to playoffs

Semis

Finals

Champions

1st (Home) - WWHS - 13

P3 - Wednesday, May 23rd - 4:15pm - at Junior Campus

LCCHS - 0

4th - LCCHS - 14		
	P12 - Wednesday, May 30th - 4:00pm at PCHS	Pierrefonds Comprehensive HS Game MVP: Chelsea Prentice - PCHS
3rd - SHSM (Home) - 1		
P4 - Wednesday, May 23rd - 4:30pm DH at Parc LeBer	PCHS (Home) - 21	
2nd - PCHS - 6		

Juvenile Girls Division 3 - Top 2 from Sec. A and top 4 from Sec. B to playoffs			
<i>Quarters</i>	<i>Semis</i>	<i>Finals</i>	<i>Champions</i>
ECS can't play May 23/25/30 ROYAL can't play May 29/30	1A (Home) - ROYAL - 3		
	P9 - Friday, May 25th - 3:30pm	LAURN - 12	
3B - ECS - 0			
P1 - Thursday, May 24th - 4:30pm- Senior Campus	LAURN - 9		
2B (Home) - LAURN - 12			
		Tuesday, May 29th - 4:00pm at King George Park	LaurenHill Academy Game MVP: Anthoula Mantis - LAURN
2A (Home) - BHS - 24			
P2 - Tuesday, May 22nd - 3:45pm	BHS - 12		
4B - BA - 14			
	P10 - Wednesday, May 23rd - 4:00pm King George Park	STUDY (Home) - 0	
	1B (Home) - STUDY - 18		

Midget Girls Division 1 - Top 3 to playoffs		
<i>Semis</i>	<i>Finals</i>	<i>Champions</i>
	1st (Home) - LPHS - 1	
	P11 - Wednesday, May 23rd - 4:30pm at Terra Cotta	Pierrefonds Comprehensive HS Game MVP: Nathalie Brunelle - PCHS
3rd - SHSM - 0		
P5 - Tuesday, May 22nd - 3:45pm	PCHS - 6	
2nd (Home) - PCHS - 19		

Midget Girls Division 3 - Top 3 to playoffs		
<i>Semis</i>	<i>Finals</i>	<i>Champions</i>
	1st (Home) - MACD - 4	
	P15 - Monday June 4th - 4:00pm	FACE High School Game MVP: Libera Collini
3rd - FACE "B" - 0		

P7 - Wednesday, May 23rd - 5:15pm	FACE "A" - 6
2nd (Home) - FACE "A" - 1	

<i>Bantam Girls Division 1 - Top 2 to playoffs</i>		
<i>Semis</i>	<i>Finals</i>	<i>Champions</i>
1A (Home) - WWHS - 21		
P8 - Thursday, May 24th - 4:15pm - Jr Campus	WWHS (Home) - 7	
2B - ROYAL - 0		
	P14 - Monday, May 28th - 4:00pm at Junior Campus	Westwood Junior High School Game MVP: Kayla Greenough - WWHS
2A - PCHS - 9		
P6 - Wednesday, May 23rd - 3:15pm DH - Parc Le Ber	PCHS - 2	
1B (Home) - SHSM - 0		

GMAA Girls Touch Football Final Standings 2012

5/24/12 8:44 AM

	School	Games	Win	Loss	Tie	#REF! Points
Juvenil						
6	Westwood High School	6	6	0	0	12
	Pierrefonds High School	6	4	2	0	8
	Sacred Heart School of Montreal	6	1	5	0	2
	Lasalle Community Comp HS	6	1	5	0	2
Juvenil						
6	Royal West Academy	6	5	1	0	10
	Beaconsfield HS	6	5	1	0	10
	West Island College	6	2	4	0	4
	MacDonald High School	6	0	6	0	0
Juvenil						
6	The Study	6	6	0	0	12
	LaurenHill Academy	6	5	1	0	10
	ECS	6	4	2	0	8
	Beurling Academy	6	3	3	0	6
	Trafalgar School	5	1	4	0	2
	Face High school	5	1	4	0	2
	James Lyng HS	6	0	6	0	0
Midget						
8	Lindsay Place HS	8	7	1	0	14
	Pierrefonds Comprehensive HS	8	6	2	0	12
	Sacred Heart School	8	5	3	0	10
	Westwood High School	8	2	6	0	4
	Howard S Billings HS	8	0	8	0	0
Midget						
6	MacDonald High School	5	4	1	0	8
	Face High School A	6	4	2	0	8
	Face High School B	5	2	3	0	4
	Beaconsfield HS	6	1	5	0	2
Banta						
7	Westwood High School	7	6	1	0	12
	Pierrefonds High School	7	5	2	0	10
	West Island College	7	2	5	0	4
Banta						
7	Sacred Heart School	7	5	2	0	10
	Royal West Academy	7	3	4	0	6
	Trafalgar School	7	0	7	0	0

GMAA Girls Tennis Results 2012

Teams:

Bantam	Gold	MISS EDGAR'S AND CRAMP'S SCHOOL - 14 Points
	Silver	KUPER ACADEMY - 13 Points
Midget	Gold	LOWER CANADA COLLEGE - 14 Points
	Silver	THE STUDY - 13 Points
Juvenile	Gold	KUPER ACADEMY - 11 Points
	Silver	MISS EDGAR'S AND CRAMP'S SCHOOL - 9 Points

Doubles

Bantam	Gold	Sophie Waxlax / Justine Miller - ECS
	Silver	Alexandra Wechler / Allison Bernstein - ECS
	Bronze	Joanne Erimos / Sarah Simpson - KUPER
Midget	Gold	Julia Takacsy / Alexa Antoniazzi - STUDY
	Silver	Victoria Chu / Montana Black - LCC
	Bronze	Emily Melka / Ilana Elfassy - HZHS
Juvenile	Gold	Kathy Nadzynski / Christina Shanahan - STT
	Silver	Amanda Lee / Audrey Pitura - ROYAL
	Bronze	Elle Tremblay / Emma Robinson - KUPER

Singles

Bantam	Gold	Sharon Kim - KUPER
	Silver	Penelope Kotsovos - LAURN
	Bronze	Jennifer Levee - LCC
Midget	Gold	Sarah Petrecca - STUDY
	Silver	Emily Smith - LCC
	Bronze	Jaclyn Lavy - LCC
Juvenile	Gold	Lara Stefanatos - ECS
	Silver	Alexa Dlhoully - LCC
	Bronze	Isabella Mazzaferro - KUPER

GMAA Boys Tennis Results 2012

Teams:

Bantam	Gold	LOWER CANADA COLLEGE - 16 Points
	Silver	HZHS - 6 Points
Midget	Gold	LOWER CANADA COLLEGE - 14 Points
	Silver	HEBREW ACADEMY - 7 Points
Juvenile	Gold	LAURENHILL ACADEMY - 11 Points
	Silver	SELWYN HOUSE - 7 Points

Doubles

Bantam	Gold	Vincent Guan / Noah Segal - LCC
	Silver	Jake Sheftman / Oren Eisman - BIAL
	Bronze	Ethan Kabas / Jonathan Perez - HZHS
Midget	Gold	Jeremy Weiner / Alex Wulkan - LCC
	Silver	Kevin Barbieri / Tim Johns - LOY
	Bronze	Michael Loghin / Mark Apostolov - KUPER
Juvenile	Gold	Spiro Haloulos / Nathaniel Rouah - LAURN
	Silver	Jeremy Serfaly / Piri Sinnathurai - LAURN
		Anthony Rinaldi / Colin Di Giacomo - KUPER

Singles

Bantam	Gold	Jonathan Néemeh - LOY
	Silver	Lee Hellyer-Miroy - LCC
	Bronze	Gabriel Mashaal - LCC
Midget	Gold	Charlie Friedman - HA
	Silver	Mathias Boucher - LCC
	Bronze	Nathaniel Fhima - MAI
Juvenile	Gold	Mackenzie Sterns - STG
	Silver	- SELW
	Bronze	Zacharias Ohlin - ROYAL