

Basketball Playoffs 2013

18/03/2013 17:34

Juvenile Boys Division I - 3 Sections (18 teams - Top 4 from each)

Preliminary Round	Quarter Final	Semi Final	Final	Champions
-------------------	---------------	------------	-------	-----------

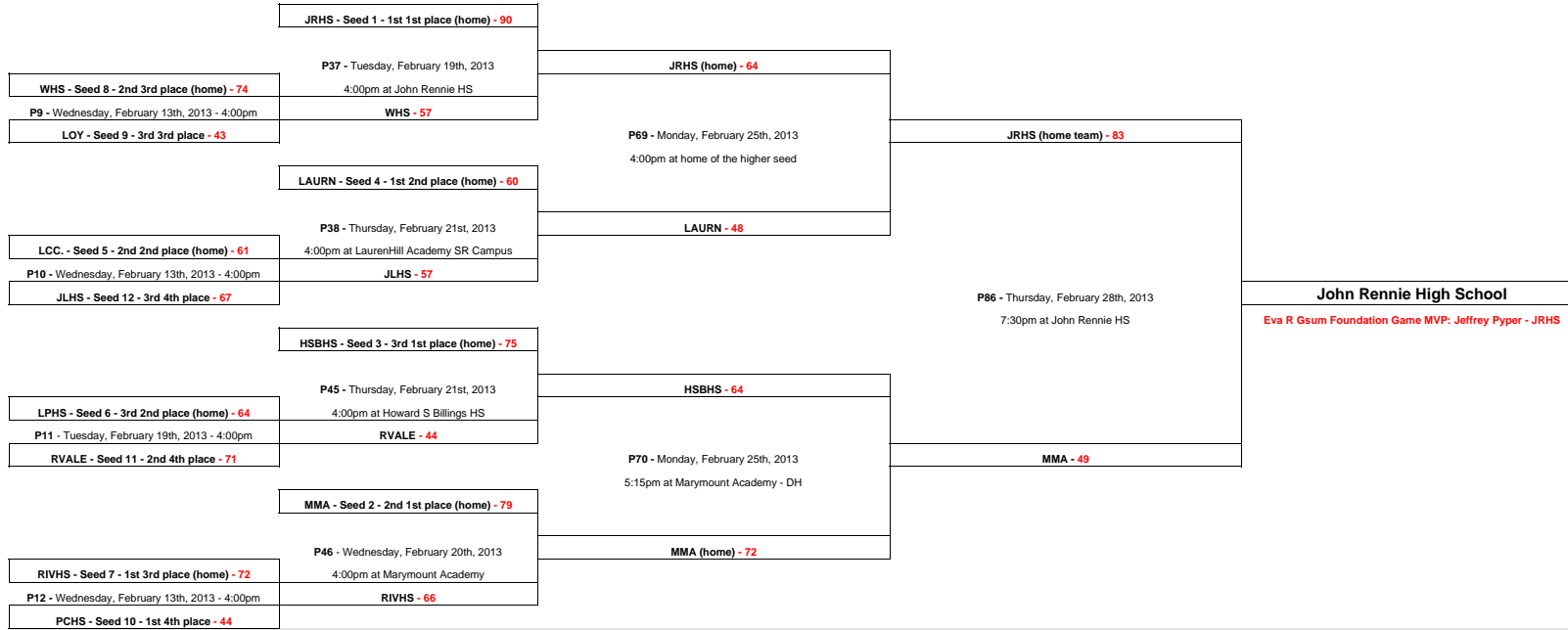
** Playoff Rule #1 - 1st and 2nd place from the same section cannot meet until the finals

**LPHS cannot play on Feb 13, 14 or 15

**HSBHS cannot play on Feb 20

**LAURN cannot play on Feb 19

**If RVALE wins can only play on Feb 21



Juvenile Boys Division III - 3 Sections (21 teams - Top 4 from each section make it)

Preliminary Round	Quarter Final	Semi Final	Final	Champions
-------------------	---------------	------------	-------	-----------

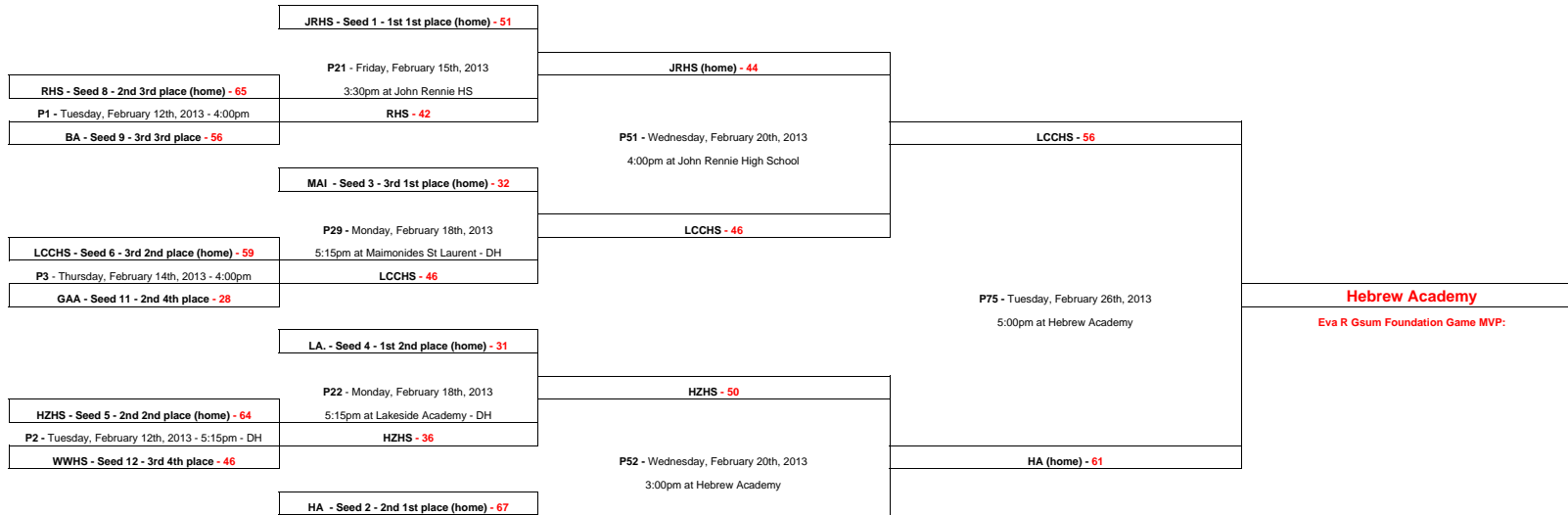
**MAI cannot play on Feb 15th, Feb 21 or 22

**HA cannot play on Feb 13, 14, 15

**HZHS cannot play on Feb 13, 14 or 15

**RHS cannot play on Thursday, Feb 14th

** Playoff Rule #1 - 1st and 2nd place from the same section cannot meet until the finals (JRHS cannot meet up with LA, HA cannot meet up with LCCHS, MAI cannot meet up with HZHS)



	P30 - Tuesday, February 19th, 2013	HA (home) - 54
KUPER - Seed 7 - 1st 3rd place (home) - 51	4:00pm at Hebrew Academy	
P4 - Tuesday, February 12th, 2013 - 4:00pm	LBPHS - 66	
LBPHS - Seed 10 - 1st 4th place - 60		

Juvenile Girls Division I - 2 Sections (14 teams - Top 4 from each section)

Tie Breaker Round 1	Tie Breaker Round 2	Quarter Final	Semi Final	Final	Champions
---------------------	---------------------	---------------	------------	-------	-----------

****BIAL game on Feb 14 must be 5pm and if BIAL wins QF they cannot play Feb 20**

		STT - 1A (home) - 46			
		P17 - Thursday, February 14th, 2013 - 4:00pm		STT (home) - 50	
		VILLA - 4B - 28			
				P47 - Wednesday, February 20th, 2013	
		LCC - 2B (home) - 38		4:00pm at St Thomas HS	STT (home team) - 57
		P18 - Thursday, February 14th, 2013 - 4:00pm		JRHS - 44	
		JRHS - 3A - 50			
					P81 - Wednesday, February 27th, 2013
		HSBHS - 2A (home) - 51			7:00pm at Bialik HS
		P19 - Thursday, February 14th, 2013 - 4:00pm		HSBHS (home) - 49	St Thomas High School
		LAURN - 3B - 39			Eva R Gsum Foundation Game MVP: Carolyn Task- STT
				P48 - Wednesday, February 20th, 2013	
		BIAL - 1B (home) - 38		4:00pm at Howard S Billings HS	HSBHS - 42
		P20 - Monday, February 18th, 2013 - 3:45pm		BHS - 35	
	MACD - 32				
	TB2 - Wednesday, February 13th, 2013 - 4:00pm	BHS - 4A - 56			
LPHS - 27					
TB1 - Tuesday, February 12th, 2013 - 4:00pm	BHS (home) - 35				
BHS (home) - 47					

Juvenile Girls Division III - 3 Sections (20 teams - Top 4 from each section make it)

Preliminary Round	Quarter Final	Semi Final	Final	Champions
-------------------	---------------	------------	-------	-----------

****PCHS cannot play on Feb 13 or 14**

****If STUDY wins, they cannot play on Feb 28**

****LCCHS cannot play on Feb 21st**

****WHS cannot play on Thurs, Feb 28th**

**** Playoff Rule #1 - 1st and 2nd place from the same section cannot meet until the finals**

		STUDY - Seed 1 - 1st 1st place (home) - 33			
		P43 - Friday, February 22nd, 2013		STUDY (home) - 29	
		PCHS - Seed 8 - 2nd 3rd place (home) - 36			
		P13 - Tuesday, February 19th, 2013 - 3:30pm		P73 - Monday, February 25th, 2013	
		TRAF - Seed 9 - 3rd 3rd place - 19		4:00pm at home of the higher seed	SHSM - 23
		SHSM - Seed 4 - 1st 2nd place (home) - 22			
		P44 - Tuesday, February 19th, 2013		SHSM - 32	
		QAA - Seed 6 - 3rd 2nd place (home) - 21			
		P15 - Wednesday, February 13th, 2013 - 4:00pm			
		STG - Seed 11 - 2nd 4th place - 20			
				P87 - Wednesday, February 27th, 2013	
		KUPER - Seed 3 - 3rd 1st place (home) - 27		4:00pm at Westmount HS	Westmount High School
					Eva R Gsum Foundation Game MVP:
		P55 - Thursday, February 21st, 2013		VMC - 28	
		MMA - Seed 5 - 2nd 2nd place (home) - 31			
		P14 - Wednesday, February 13th, 2013 - 4:00pm		VMC - 32	
		VMC - Seed 12 - 3rd 4th place - 34			
				P74 - Monday, February 25th, 2013	
				4:00pm at Westmount HS	WHS (home) - 28
		WHS - Seed 2 - 2nd 1st place (home) - 30			
		P56 - Thursday, February 21st, 2013		WHS (home) - 40	
		LCCHS - Seed 7 - 1st 3rd place (home) - 42			
		P16 - Wednesday, February 13th, 2013 - 4:00pm		LCCHS - 22	
		LA - Seed 10 - 1st 4th place - 39			

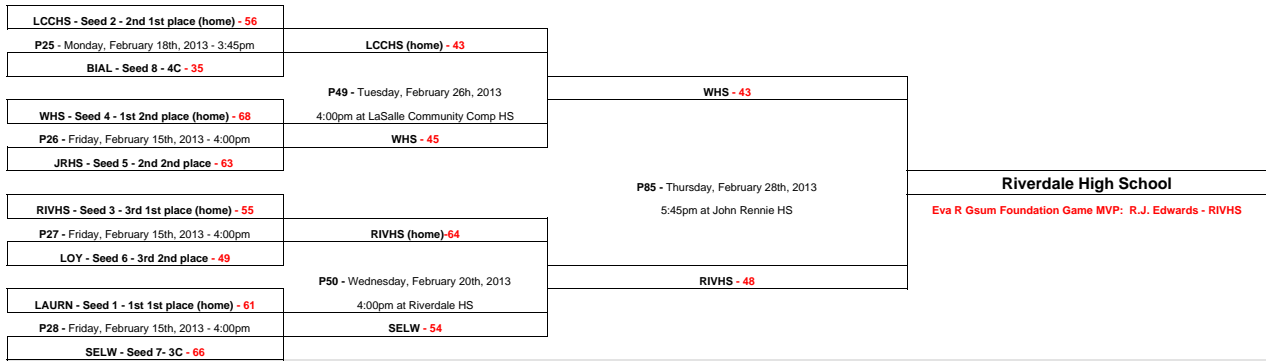
Midget Boys Division I - 3 Sections (15 teams - Top 2 from Sections A & B make it, Top 4 from Section C make it)

Quarter Final	Semi Final	Final	Champions
---------------	------------	-------	-----------

****BIAL cannot play on Friday, Feb 15th, if they win, also cannot play on Feb 20th**

****IF LCCHS wins Quarter Final they cannot play on Feb 20th**

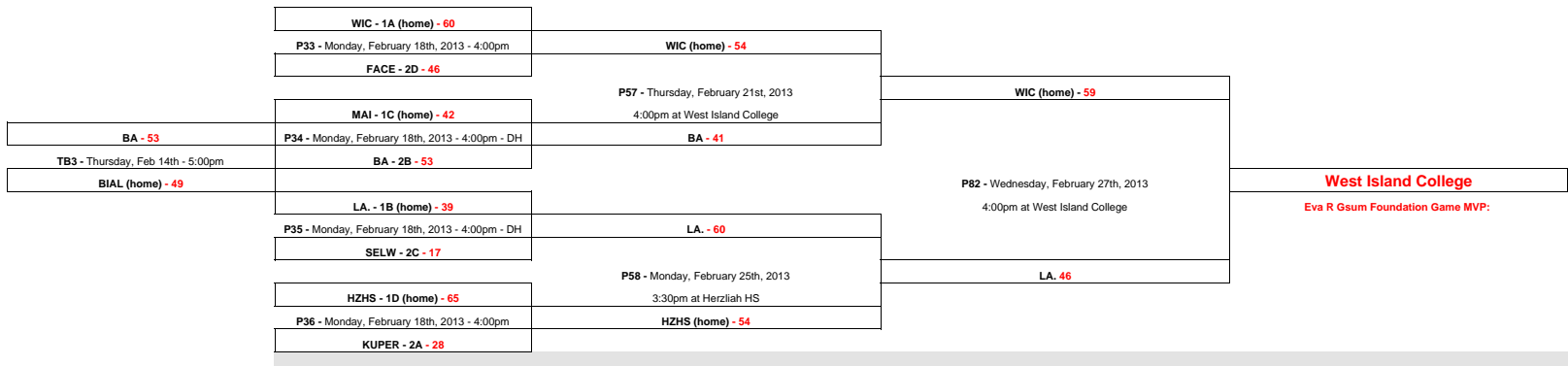
**** Playoff Rule #1 - 1st and 2nd place from the same section cannot meet until the finals**



Midget Boys Division III - 4 Sections (15 teams - Top 2 from each section make it)

Tie Breaker	Quarter Final	Semi Final	Final	Champions
-------------	---------------	------------	-------	-----------

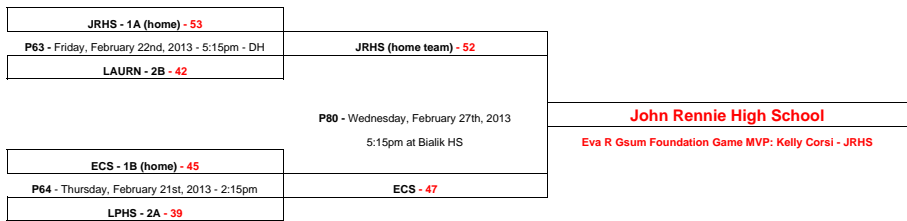
**MAI cannot play on Feb 21 or 22
 **HZHS cannot play on Feb 13, 14 or 15 or Feb 21st
 **LA cannot play on Feb 21st



Midget Girls Division I - 2 Sections (10 teams - Top 2 from each section make it)

Semi Final	Final	Champions
------------	-------	-----------

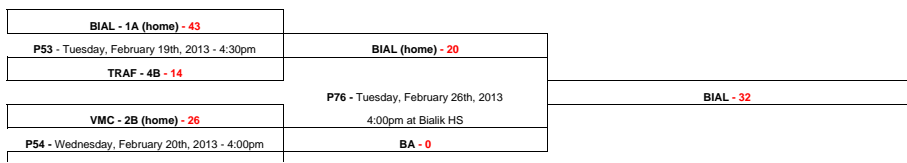
**LPHS cannot play on Friday, Feb 22nd



Midget Girls Division III - 2 Sections (12 teams - Top 4 from each section make it)

Quarter Final	Semi Final	Final	Champions
---------------	------------	-------	-----------

**BIAL cannot play on Feb 20
 **HZHS cannot play on Feb 13, 14 or 15
 **If KUPER wins, they cannot play on Feb 28th



BA - 3A - 31		
KUPER - 2A (home) - 52		
P59 - Thursday, February 21st, 2013 - 3:30pm - DH	KUPER - 20	
HZHS - 3B - 23		
SHSM - 1B (home) - 39	P77 - Tuesday, February 26th, 2013	
P60 - Tuesday, February 19th, 2013 - 3:30pm - DH	4:00pm at Sacred Heart School	SHSM (home) - 34
PCHS - 4A - 17		

P88 - Thursday, February 28th, 2013
4:00pm at Sacred Heart School

Sacred Heart School of Montreal
Eva R Gsum Foundation Game MVP:

Bantam Boys Division I - 2 Sections (13 teams - Top 4 from each section make it)

Quarter Final	Semi Final	Final	Champions
---------------	------------	-------	-----------

HSBHS - 1A (home) - 71			
P39 - Tuesday, February 19th, 2013 - 4:00pm	HSBHS (home) - 44		
LCC - 4B - 38			
WHS - 2B (home) - 66	P71 - Monday, February 25th, 2013	WHS - 64	
P40 - Tuesday, February 19th, 2013 - 4:00pm	4:00pm at Howard S Billings HS		
LCCHS - 3A - 43	WHS - 52		
LOY - 2A (home) - 55			
P41 - Tuesday, February 19th, 2013 - 4:00pm	LOY - 55		
SELW - 3B - 52			
MMA - 1B (home) - 51	P72 - Monday, February 25th, 2013	MMA (home team) - 59	
P42 - Tuesday, February 19th, 2013 - 4:00pm	4:00pm at Marymount Academy - DH		
RIVHS - 4A - 48			

P84 - Thursday, February 28th, 2013
4:00pm at John Rennie HS

Westmount High School
Eva R Gsum Foundation Game MVP: Qeishawn Hoyte - WHS

Bantam Boys Division III - 2 Sections (12 teams - Top 4 from each section make it)

Tie Breaker	Quarter Final	Semi Final	Final	Champions
-------------	---------------	------------	-------	-----------

**RHS cannot play on Tuesday, Feb 12th

**MACD cannot play on Tuesday, Feb 12th

**HZHS cannot play on Feb 13, 14 or 15

**MAI cannot play on Feb 21 or 22

**If they win PCHS cannot play Feb 26, 27, 28, or Mar 1st

MAI (home) - 37	ROYAL - 1A (home) - 48			
TB4 - Thursday, February 14th, 2013 - 4:00pm	P5 - Tuesday, February 26th, 2013 - 4:00pm	ROYAL (home) - 34		
VMC - 30	MAI - 4B - 27			
	RHS - 2B (home) - 40	P61 - Wednesday, February 27th, 2013	ROYAL (home) - 33	
	P6 - Tuesday, February 19th, 2013 - 4:15pm	4:00pm Royal West Academy		
	MACD - 3A - 55	MACD - 33		
	PCHS - 2A (home) - 44			
	P7 - Tuesday, February 12th, 2013 - 4:00pm	PCHS - 47		
	JP1 - 3B - 21			
	HZHS - 1B (home) - 33	P62 - Tuesday, February 19th, 2013	PCHS - 35	
	P8 - Tuesday, February 12th, 2013 - 4:00pm - DH	4:00pm at Herzliah HS		
	BIAL - 4A - 28	HZHS (home) - 44		

P78 - Thursday, March 14th, 2013
4:00pm at Royal West Academy

Pierrefonds Comprehensive High School
Eva R Gsum Foundation Game MVP: Antonio Huet - PCHS

Bantam Girls Division I - 1 Section (5 teams - Top 4 make it)

Semi Final	Final	Champions
------------	-------	-----------

**VILLA is on spring break Feb 25 to March 1st

LCC - 1A (home) - 30			
P65 - Thursday, February 21st, 2013 - 4:00pm	VILLA - 42		
VILLA - 4A - 40			
JRHS - 2A (home) - 24	P79 - Monday, March 18th, 2013	Villa Maria High School	
P66 - Friday, February 22nd, 2013 - 4:00pm - DH	4:00pm at John Rennie HS	Eva R Gsum Foundation Game MVP: Jennah Alleyne - VILLA	
BHS - 3A - 17	JRHS (home) - 30		

Bantam Girls Division III - 2 Section

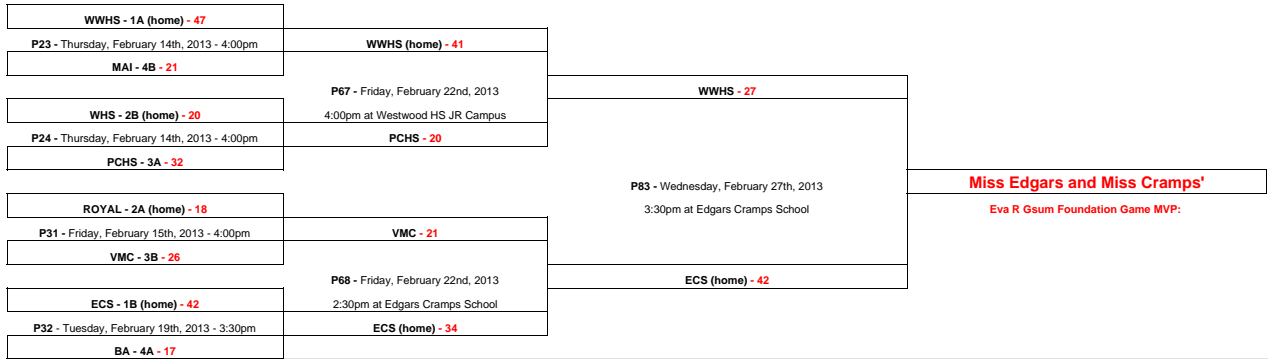
Quarter Final	Semi Final	Final	Champions
---------------	------------	-------	-----------

****ECS cannot play on Friday, Feb 15th**

****BA cannot play Thursday, Feb 14 or Friday, Feb 15th**

****MAI cannot play on Feb 21 or 22**

****If they win PCHS cannot play on Feb 27th**



G.M.A.A. Basketball Standings - 2012-2013

13/2/13

8:09:43 AM

	<u>School</u>	<u>Games</u>	<u>Win</u>	<u>Loss</u>	<u>Tie</u>	<u>Points</u>
JB1A						
10	John Rennie High School	10	10	0	0	20
	Lindsay Place High School	10	7	3	0	14
	Riverdale High School	10	6	4	0	12
	Pierrefonds Comprehensive HS	10	5	5	0	10
	St Thomas High School	10	2	8	0	4
	Beaconsfield High School	10	0	10	0	0
JB1B						
10	Howard S Billings High School	10	10	0	0	20
	Lower Canada College	10	8	2	0	16
	Loyola High School	10	5	5	0	10
	Royal Vale School	10	5	5	0	10
	Bialik High School	10	2	8	0	4
	Royal West Academy	10	0	10	0	0
JB1C						
10	Marymount Academy	10	10	0	0	20
	LaurenHill Academy	10	8	2	0	16
	Westmount High School	10	5	5	0	10
	James Lyng High School	10	4	6	0	8
	Selwyn House School	10	2	8	0	4
	Perspectives High School	10	1	9	0	2
JB3A						
12	John Rennie High School	12	11	1	0	22
	Lakeside Academy	12	9	3	0	18
	Kuper Academy	12	9	3	0	18
	Westwood High School	12	5	7	0	10
	MacDonald High School	12	4	8	0	8
	Emmanuel Christian School	12	3	9	0	6
	West Island College	12	1	11	0	2
JB3B						
12	Hebrew Academy	12	10	2	0	20
	Lasalle Community Comprehensive HS	12	8	4	0	16
	Beurling Academy	12	8	4	0	16
	Greaves Adventist Academy	12	7	5	0	14
	Centennial Academy	12	7	5	0	14
	St George's High School	12	2	10	0	4
	Kells Academy	12	0	12	0	0
JB3C						
12	Ecole Maimonide	12	10	2	0	20
	Herzliah High School	12	8	4	0	16
	Rosemount High School	12	8	4	0	16
	Lester B Pearson High School	12	7	5	0	14
	Vincent Massey Collegiate	12	5	7	0	10
	John F. Kennedy High School	12	4	8	0	8
	Laurier MacDonald High School	12	0	12	0	0
JG1A						
12	St Thomas High School	12	10	2	0	20
	Howard S. Billings High School	12	10	2	0	20

		John Rennie High School	12	10	2	0	20
		Lindsay Place High School	12	4	8	0	8
		MacDonald High School	12	4	8	0	8
		Beaconsfield High School	12	4	8	0	8
		Riverdale High School	12	0	12	0	0
JG1B							
	12	Bialik High School	12	11	1	0	22
		Lower Canada College	12	11	1	0	22
		LaurenHill Academy	12	8	4	0	16
		Villa Maria High School	12	5	7	0	10
		Miss Edgar's & Miss Cramp's School	12	4	8	0	8
		Royal Vale School	12	2	10	0	4
		Royal West Academy	12	1	11	0	2
JG3A							
	10	Kuper Academy	10	7	3	0	14
		Queen of Angels Academy	10	7	3	0	14
		Pierrefonds Comprehensive HS	10	6	4	0	12
		Lakeside Academy	10	6	4	0	12
		Westwood High School	10	3	7	0	6
		West Island College	10	1	9	0	2
JG3B							
	12	The Study	12	12	0	0	24
		Marymount Academy	12	9	3	0	18
		Lasalle Community Comprehensive HS	12	8	4	0	16
		St Georges High School	12	7	5	0	14
		Lower Canada College	12	3	9	0	6
		Bialik High School	12	3	9	0	6
		Hebrew Academy	12	0	12	0	0
JG3C							
	12	Westmount High School	12	11	1	0	22
		Sacred Heart School of Montreal	12	10	2	0	20
		Trafalgar High School	12	7	5	0	14
		Vincent Massey Collegiate	12	5	7	0	10
		John F. Kennedy High School	12	4	8	0	8
		Laurier MacDonald High School	12	4	8	0	8
		Herzliah High School	12	1	11	0	2
MB1A							
	10	Riverdale High School	10	8	2	0	16
		John Rennie High School	10	8	2	0	16
		Beaconsfield High School	10	5	5	0	10
		Lindsay Place High School	10	2	8	0	4
MB1B							
	10	Lasalle Community High School	10	9	1	0	18
		Loyola High School	10	5	5	0	10
		Howard S. Billings High School	10	3	7	0	6
		Royal West Academy	10	0	10	0	0
MB1C							
	12	LaurenHill Academy	12	11	1	0	22
		Westmount High School	12	11	1	0	22
		Selwyn House School	12	7	5	0	14
		Bialik High School	12	6	6	0	12
		Hebrew Academy	12	4	8	0	8
		Lower Canada College	12	2	10	0	4
		John F. Kennedy High School	12	1	11	0	2
MB3A							
	11	West Island College	11	10	1	0	20
		Kuper Academy	11	7	4	0	14

		Pierrefonds Comp High School	11	6	5	0	12
		Westwood High School	11	1	10	0	2
MB3B							
	12	Lakeside Academy	12	10	2	0	20
		Beurling Academy	12	7	5	0	14
		Bialik High School	12	7	5	0	14
		Hebrew Academy	12	4	8	0	8
		Centennial Academy	12	0	12	0	0
MB3C							
	9	Ecole Sec. Maimonides	9	8	1	0	16
		Selwyn House School	9	5	4	0	10
		St Georges High School	9	0	9	0	0
	OUT	Marymount Academy	0	0	0	0	0
MB3D							
	9	Herzliah High School	9	9	0	0	18
		Face High School	8	3	5	0	6
		Vincent Massey Collegiate	8	1	7	0	2
	OUT	James Lyng High School	0	0	0	0	0
MG1A							
	12	John Rennie High School	12	12	0	0	24
		Lindsay Place High School	12	9	3	0	18
		Royal West Academy	12	8	4	0	16
		St Thomas High School	12	2	10	0	4
		Howard S. Billings High School	11	1	10	0	2
MG1B							
	11	Miss Edgar's & Miss Cramp's School	11	9	2	0	18
		LaurenHill Academy	11	6	5	0	12
		Villa Maria High School	11	3	8	0	6
		Lower Canada College	10	1	9	0	2
MG3A							
	10	Bialik High School	10	9	1	0	18
		Kuper Academy	10	7	3	0	14
		Beurling Academy	10	5	5	0	10
		Pierrefonds Comp High School	10	5	5	0	10
		Riverdale High School	10	4	6	0	8
		Hebrew Academy	10	0	10	0	0
MG3B							
	10	Sacred Heart School of Montreal	10	9	1	0	18
		Vincent Massey Collegiate	10	7	3	0	14
		Herzliah High School	10	6	4	0	12
		Trafalgar High School	10	4	6	0	8
		Marymount Academy	10	3	7	0	6
		Ecole Maimonide	10	1	9	0	2
BB1A							
	10	Howard S. Billings High School	10	7	3	0	14
		Loyola High School	10	7	3	0	14
		Lasalle Community High School	10	6	4	0	12
		Riverdale High School	10	6	4	0	12
		John Rennie High School	10	4	6	0	8
		St Thomas High School	10	0	10	0	0
BB1B							
	12	Marymount Academy	12	11	1	0	22
		Westmount High School	12	11	1	0	22
		Selwyn House School	12	8	4	0	16
		Lower Canada College	12	6	6	0	12
		Hebrew Academy	12	3	9	0	6
		St Georges High School	12	2	10	0	4

BB3A		LaurenHill Academy	12	1	11	0	2
10		Royal West Academy	10	9	1	0	18
		Pierrefonds Comp High School	10	8	2	0	16
		MacDonald High School	10	5	5	0	10
		Bialik High School	10	5	5	0	10
		West Island College	10	3	7	0	6
		Lakeside Academy	10	0	10	0	0
BB3B							
10		Herzliah High School	10	10	0	0	20
		Rosemount High School	10	7	3	0	14
		John Paul 1 High School	10	5	5	0	10
		Vincent Massey Collegiate	10	3	7	0	6
		Ecole Sec. Maimonides	9	2	7	0	4
		Face High School	9	2	7	0	4
BG1A							
8		Lower Canada College	8	8	0	0	16
		John Rennie High School	8	5	3	0	10
		Beaconsfield High School	8	3	5	0	6
		Villa Maria High School	8	3	5	0	6
		Riverdale High School	8	1	7	0	2
OUT		Howard S. Billings High School	0	0	0	0	0
BG3A							
10		Westwood High School	10	9	1	0	18
		Royal West Academy	10	7	3	0	14
		Pierrefonds Comp. High School	10	7	3	0	14
		Beurling Academy	10	4	6	0	8
		Lakeside Academy	10	2	8	0	4
		Queen of Angels Academy	10	1	9	0	2
BG3B							
		Miss Edgar's & Miss Cramp's School	10	10	0	0	20
		Westmount High School	10	8	2	0	16
		Vincent Massey Collegiate	10	5	5	0	10
		Ecole Maimonide	10	3	7	0	6
		LaurenHill Academy	10	2	8	0	4
		Herzliah High School	10	2	8	0	4

Curling Playoffs 2013

Semi Final	Final	Champions
1st (Home)- WWHS - 4		
Monday Feb. 25th - 3:30pm	WWHS (Home) - 4	
4th - ROYAL - 0		
	Wednesday Feb. 27th - 3:30pm	WWHS
3rd - SELW - 1	Whitlock Golf & Curling Club	
Monday Feb. 25th - 3:30pm	STT - 0	
2nd (Home) - STT - 3		

G.M.A.A. Curling Standings - 2012-13

14-Feb-13

8:11:37 AM

School	Games	Win	Loss	Tie	Points
Juvenile "1-A"					
Westwood High School	14	13	1	0	26
St Thomas High School	14	11	3	0	22
Selwyn House School	14	8	5	1	17
Royal West Academy	14	6	6	2	14
Westmount High School	14	7	7	0	14
Riverdale High School	14	3	9	2	8
Kuper Academy	14	3	10	1	7
Centennial Academy	14	2	12	0	4
	56				

G.M.A.A. Hockey Playoff Grid 2013 HOME TEAMS PLEASE CONFIRM DATE AND TIME

Red = Tentative

Black = Confirmed

27/02/2013 10:35

PeeWee Boys Division 1 - 2 Sections (Top 4 from each section)

Quarter Final	Semi Final	Final	Champions
---------------	------------	-------	-----------

1A (Home) - LOY - 5

P16 - Thursday, February 14th - 3:15

Ed Meagher arena

4B - MTJHS - 4

LOY (Home) - 2 (OT)

P24 - Tuesday February 19 - 3:15pm

Ed Meagher arena

LOY (Home) - 2

3A - JRHS - 5

P3 - Thursday February 14th - 2:30pm

Rosanne LaFlamme arena

2B (Home) - HRHS - 1

JRHS - 1

P27 - Tuesday, February 26th - 2:00pm

Glenn Chamandy arena

Vincent Massey Collegiate

Game MVP: David Canuto - VMC

2A (Home) - LCC - 4

P1 - Wednesday, February 13th - 3:00pm - DH

Glenn Chamandy arena

3B - LBPHS - 0

LCC - 3

P25 - Monday, February 25th - 3:00pm

VMC - 6

4A - WIC - 2

P12 - Wednesday February 20th - 1:30pm - DH

DDO Cicic Center

1B - VMC - 6

VMC (Home) - 8

Bantam Boys Boys Division 3 - 1 Section (Top 6)

Quarter Final	Semi Final	Final	Champions
---------------	------------	-------	-----------

1st (Home) - ROYAL - 9

5th - KSS - 6

P23 - Thursday, February 21st - 3:00pm
at Montreal West arena

ROYAL (Home) - 6

P4 - Tuesday, February 19th - 2:00pm
Kahnawake Sports Complex

BHS - 1

4th - BHS - 7

P31 - Tuesday, February 26th - 3:00pm
at Montreal West arena

Royal West Academy

Game MVP: Avi Moryoussef - ROYAL

3rd (Home) - CRHS - 2

P5 - Thursday, February 14th - 3:00pm
Cynthia Coull arena

CRHS - 10

6th - LPHS - 0

P19 - Wednesday, February 20th - 3:00pm - DH
DDO Civic Center

-3

2nd (Home) - WIC - 5

Bantam Boys Division 1 - 1 Section (Top 6)

Quarter Final

Semi Final

Final

Champions

1st (Home) - LOY - 3

5th - CRA - 4 (2 OT)

P17 - Wednesday, February 20th - 3:00pm
Ed Meagher arena

LOY (Home) - 1

P9 - Monday February 18th - 1:00pm DH
Henri Bourassa arena

CRA - 1

4th (Home) - LBPHS - 3

P29 - Tuesday, February 26th - 6:00pm

Kuper Academy

Game MVP: Jake Navarra - KUPER

Glenn Chamandy arena

3rd (Home) - HRHS - 2

P10 - Monday February 18th - 2:30pm
Rosanne LaFlamme arena

KUPER - 3 (OT)

6th - KUPER - 3 (OT)

P18 - Thursday, February 21st - 2:00pm
Westwood arena

KUPER - 3

2nd (Home) - JRHS - 2

Juvenile Boys Division 1 - 2 Sections (Top 4 from each section)

Quarter Final

Semi Final

Final

Champions

1A (Home) - LCC - 2

P13 - Tuesday, February 19th - 3:45pm

Glenn Chamandy arena

LCC - 3

4B - CRA - 0

P20 - Friday, February 22nd - 3:30pm

Glenn Chamandy arena

LCC (Home) - 4 (OT)

3A - PCHS - 1

P14 - Tuesday, February 19th - 2:30pm

Rosanne LaFlamme arena

HRHS - 0

2B (Home) - HRHS - 3

P30 - Tuesday, February 26th - 8:00pm

Glenn Chamandy arena

Lower Canada College

Game MVP: Scott Coulton - LCC

2A (Home) - KUPER - 10

P15 - Monday, February 18th - tbd

Henri Bourassa arena - 3:00pm - DH

KUPER - 4

3B - LBPHS - 1

P21 - Thursday, February 21st - 3:15pm

Ed Meagher arena

KUPER - 3

4A - STT - 2

P8 - Monday, February 18th - 3:15

Ed Meagher arena

LOY - 1

1B (Home) - LOY - 6

Juvenile Girls Division 3 - 2 Sections (Top 4 from each section)

Quarter Final

Semi Final

Final

Champions

1A (Home) - QAA - 6

P11 - Monday February 18th - 3:15

Dorval arena

QAA - 3 (2 OT)

4B - CRA - 3

P22 - Thurs - February 21st - 2:00pm

Dorval arena

QAA (Home) - 5 (2 OT)

3A - JRHS - 6

P6 - Tuesday, February 19th - 3:00pm

Cynthia Coull arena

JRHS - 2

2B (Home) - CRHS - 1

P28 - Tuesday, February 26th - 4:00pm

Queen of Angels Academy
Game MVP: Karleigh Scully - QAA

Glenn Chamandy arena

2A (Home) - LCC - 2

P2 - Wednesday, February 13th - 4:30 - DH

Glenn Chamandy arena

LCC - 1

3B - HRHS - 1

P26 - Monday February 25th - 3:40pm

Aréna Collège Notre-Dame

CND - 4

4A - KUPER - 1

P7 - Friday, February 15th - 4:15

Aréna Collège Notre-Dame

CND - 2 (OT)

1B (Home) - CND - 3

GMAA Hockey Standings 2012-2013

15-Feb-13

7:30:02 PM

	School	Games	Win	Loss	Tie	Goals For	Goals Against	Points
JB1A								
	Lower Canada College	19	16	2	1	88	22	33
19	Kuper Academy	19	17	2	0	144	30	32
	Pierrefonds Comprehensive HS	19	9	8	2	74	63	20
	St Thomas High School	19	9	9	1	56	75	19
	Ecole Secondaire Des Sources	18	7	10	1	51	69	14
	Lindsay Place HS	19	7	12	0	52	74	13
	John Rennie High School	19	3	15	1	50	103	7
JB1B								
19	Loyola High School	19	14	3	2	90	35	30
	Heritage Regional High School	19	12	4	3	70	59	27
	Lester B Pearson High School	19	9	7	3	82	73	21
	College Regina Assumpta	19	10	7	2	59	56	21
	Selwyn House School	19	5	11	3	60	79	13
	Centennial Regional High School	18	2	15	1	38	114	5
	Howard S. Billings High School	19	2	17	0	45	107	4
JG3A								
13	Queen of Angels Academy	13	9	3	1	61	36	19
	Lower Canada College	13	8	3	2	44	25	18
	John Rennie High School	13	8	5	0	39	31	15
	Kuper Academy	13	7	4	2	48	21	14
	St Thomas High School	13	5	6	2	38	38	12
JG3B								
13	College Notre Dame	13	8	3	2	71	35	18
	Centennial Regional High School	13	5	5	3	38	33	13
	Heritage Regional High School	13	5	7	1	55	43	11
	College Regina Assumpta	13	2	10	1	23	38	4
	Sacred Heart School	13	1	12	0	11	128	2
BB1A								
16	Loyola High School	16	14	1	1	96	29	29
	John Rennie High School	16	12	2	2	86	33	26
	Heritage Regional High School	16	11	4	1	60	45	23
	Lester B. Pearson High School	16	7	8	1	56	61	15
	College Regina Assumpta	16	6	8	2	36	45	14
	Kuper Academy	16	6	9	1	41	46	13
	Lower Canada College	16	6	10	0	40	74	12
	St Thomas High School	16	4	11	1	43	71	9
	Selwyn House School	16	1	14	1	19	73	3
BB3A								
10	Royal West Academy	10	8	0	2	80	29	18
	West Island College	10	6	3	1	49	35	13
	Centennial Regional High School	10	4	4	2	50	34	10
	Beaconsfield High School	10	5	5	0	37	39	9
	Kahnawake Survival School	10	4	5	1	41	43	7
	Lindsay Place HS	10	0	10	0	9	86	0
PW1A								
14	Loyola High School	14	12	0	2	83	29	26
	Lower Canada College	14	11	2	1	66	32	23
	John Rennie High School	14	7	4	3	68	37	15

	West Island College	14	5	8	1	31	53	11
	Kuper Academy	14	5	9	0	53	58	10
OUT	Bialik High School	0	0	0	0	0	0	0
PW1B								
15	Vincent Massey Collegiate	15	9	5	1	91	51	18
	Heritage Regional High School	15	7	5	3	60	56	17
	Lester B. Pearson High School	15	6	7	2	60	56	13
	MotherTheresa Jr High School	15	7	7	1	62	43	10
	Selwyn House School	15	2	9	4	57	115	8
	Centennial Regional High School	15	0	15	0	30	131	0

Boys Indoor Track & Field Meet 2013

Wednesday, February 20th, 2013

Cente Claude Robillard

02/20/2013 - 02/20/2013

Meet Results

[Ev# 1 BOYS 11-13 60m Dash](#)
[Ev# 5 BOYS 11-13 1500m Run](#)
[Ev# 9 BOYS 11-13 High Jump](#)
[Ev# 13 BOYS 14-15 60m Dash](#)
[Ev# 17 BOYS 14-15 1500m Run](#)
[Ev# 21 BOYS 14-15 High Jump](#)
[Ev# 25 BOYS 16-18 60m Dash](#)
[Ev# 29 BOYS 16-18 1500m Run](#)
[Ev# 33 BOYS 16-18 High Jump](#)

[Ev# 2 BOYS 11-13 200m Run](#)
[Ev# 6 BOYS 11-13 3000m Run](#)
[Ev# 10 BOYS 11-13 Long Jump](#)
[Ev# 14 BOYS 14-15 200m Run](#)
[Ev# 18 BOYS 14-15 3000m Run](#)
[Ev# 22 BOYS 14-15 Long Jump](#)
[Ev# 26 BOYS 16-18 200m Run](#)
[Ev# 30 BOYS 16-18 3000m Run](#)
[Ev# 34 BOYS 16-18 Long Jump](#)

[Ev# 3 BOYS 11-13 400m Run](#)
[Ev# 7 BOYS 11-13 60m Hurdles](#)
[Ev# 11 BOYS 11-13 Triple Jump](#)
[Ev# 15 BOYS 14-15 400m Run](#)
[Ev# 19 BOYS 14-15 60m Hurdles](#)
[Ev# 23 BOYS 14-15 Triple Jump](#)
[Ev# 27 BOYS 16-18 400m Run](#)
[Ev# 31 BOYS 16-18 60m Hurdles](#)
[Ev# 35 BOYS 16-18 Triple Jump](#)

[Ev# 4 BOYS 11-13 800m Run](#)
[Ev# 8 BOYS 11-13 4x200m Relay](#)
[Ev# 12 BOYS 11-13 Shot Put](#)
[Ev# 16 BOYS 14-15 800m Run](#)
[Ev# 20 BOYS 14-15 4x200m Relay](#)
[Ev# 24 BOYS 14-15 Shot Put](#)
[Ev# 28 BOYS 16-18 800m Run](#)
[Ev# 32 BOYS 16-18 4x200m Relay](#)
[Ev# 36 BOYS 16-18 Shot Put](#)

[\[Top of Page\]](#) [\[Event List\]](#)

Event 1 BOYS 11-13 60m Dash

MARK	NAME	TEAM
	1 Nathan Montano	Beurling Academy
7.96	2 Mekhi Weekes-Lumsden	Beaconsfield HS
8.32	3 Nicholas Sixta	Howard S Billings HS
8.34	4 Adamo Tarantino	John Paul 1 HS
8.38	5 Brandon Zolyniak	Beaconsfield HS
8.39	6 Norman Kong	Royal West Academy
8.61	7 Kyle Roye	Royal Vale HS
8.64	8 Nicholas Styres	Kahnawake Survival S
8.68	9 Eric Neeson	Lindsay Place HS
8.70	10 Massimo Guzzardi	John Paul 1 HS
8.75	11 Nicolas Desaulniers	Beaconsfield HS
8.83	12 Kurt Seguin	John Paul 1 HS
8.86	13 Alec Montminy	Beaconsfield HS
9.01	14 Matthew Kis	Royal West Academy
9.02	15 Christopher Phillip	Pierrefonds Comp HS
9.05	16 William Cyr	Howard S Billings HS
9.06		

9.07	17	Riley Pincombe	Beaconsfield HS
9.09	18	Peter Delis	Royal West Academy
9.11	19	Marco Rizzuto	LaurenHill Academy
9.16	20	Matthew Stanislaus	Beurling Academy
9.18	21	Sahanoor Chowdhury	John F Kennedy HS
9.19	22	Jonny Sully	John Paul 1 HS
9.27	23	Benjamin Mouland	Royal West Academy
9.30	24	Aaron Lohner	Herzlihah HS
9.35	25	Michael Lazaris	LaurenHill Academy
9.38	26	Brandon Ali-Slawaska	St Thomas HS
9.39	27	Adam Darhy	Herzlihah HS
9.40	28	Dante Di Domenico	Lester B Pearson HS
9.47	29	Jamall Fisher	Pierrefonds Comp HS
9.55	30	Rikko Astrolgo	John F Kennedy HS
9.63	31	Noah Kocharski	Royal West Academy
9.68	32	Nicholas Datko	Pierrefonds Comp HS
9.70	33	Marievi Cornwall	Beurling Academy
9.72	34	Luca Castellano	John Paul 1 HS
9.86	35	Matteo Gentile	John Paul 1 HS
9.97	36	Kyle Briggs	Royal Vale HS
10.13	37	Sayef Kahn	Royal Vale HS
10.15	38	Peter Demers	St Thomas HS
10.19	39	Claudio Guida	Beaconsfield HS
10.37	40	Damiano Vena	John F Kennedy HS
10.44	41	Jude Victoria	LaurenHill Academy
10.44	41	Jakob Potohovich	Royal Vale HS

[\[Top of Page\]](#) [\[Event List\]](#)

Event 2 BOYS 11-13 200m Run

MARK	NAME	TEAM
1	Nathan Montano	Beurling Academy

25.38	2	Brandon Zolyniak	Beaconsfield HS
27.37	3	Adamo Tarantino	John Paul 1 HS
27.85	4	Nicholas Sixta	Howard S Billings HS
28.12	5	Mekhi Weekes-Lumsden	Beaconsfield HS
29.11	6	Nicholas Styres	Kahnawake Survival S
29.19	7	Thulacithan Sinnarajah	LaurenHill Academy
29.37	8	Sebastian Del Carmer	Royal Vale HS
29.45	9	Eric Neeson	Lindsay Place HS
29.52	10	Norman Kong	Royal West Academy
29.54	11	Alec Montminy	Beaconsfield HS
29.60	12	Benjamin Moulard	Royal West Academy
30.18	13	Sahanoor Chowdhury	John F Kennedy HS
30.20	14	Massimo Guzzardi	John Paul 1 HS
30.29	15	Peter Delis	Royal West Academy
30.31	16	Matthew Stanislaus	Beurling Academy
30.34	17	William Cyr	Howard S Billings HS
30.38	18	Matthew Kis	Royal West Academy
30.42	19	Kurt Seguin	John Paul 1 HS
30.66	20	James Draier	Pierrefonds Comp HS
30.81	21	Aaron Lohner	Herzlihah HS
30.82	22	Brandon Calado-Luke	Howard S Billings HS
30.99	23	Jamall Fisher	Pierrefonds Comp HS
31.04	23	Jaylan Murphy-Greaves	Howard S Billings HS
31.04	25	Christopher Phillip	Pierrefonds Comp HS
31.10	26	Michael Lazaris	LaurenHill Academy
31.49	27	Luca Castellano	John Paul 1 HS
31.62	28	Brandon Souna	Howard S Billings HS
31.77	29	Adam Darhy	Herzlihah HS
31.92	30	Nicholas Datko	Pierrefonds Comp HS
32.15	31	Dante Di Domenico	Lester B Pearson HS
32.19	32	Tristan Desousa	John Paul 1 HS
32.22	33	Marievi Cornwall	Beurling Academy

32.89		
34	Kyle Briggs	Royal Vale HS
33.04		
34	Brandon Ali-Slawaska	St Thomas HS
33.04		
36	Sayef Kahn	Royal Vale HS
33.10		
37	Rikko Astrolgo	John F Kennedy HS
33.20		
38	Peter Demers	St Thomas HS
33.34		
39	Brendan Jackson	Beaconsfield HS
33.57		
40	Damiano Vena	John F Kennedy HS
33.70		
41	Claudio Guida	Beaconsfield HS
34.61		
42	Kevin Constable	LaurenHill Academy
34.85		
43	Christopher Carrese	John Paul 1 HS
34.94		
44	James Trihas	LaurenHill Academy
35.03		
45	Imran Ahamec	Royal Vale HS
35.46		
46	Jakob Potohovich	Royal Vale HS
35.98		
47	Noah Kocharski	Royal West Academy
36.46		
48	Michael Ronca	LaurenHill Academy
36.71		

[\[Top of Page\]](#) [\[Event List\]](#)

Event 3 BOYS 11-13 400m Run

MARK	NAME	TEAM
	1 Nathan Montano	Beurling Academy
1:02.67		
	2 Enrique Rivas	LaurenHill Academy
1:06.43		
	3 Jaylan Murphy-Greaves	Howard S Billings HS
1:07.26		
	4 Thulacithan Sinnarajah	LaurenHill Academy
1:07.73		
	5 Jude Victoria	LaurenHill Academy
1:08.25		
	6 Marco Rizzuto	LaurenHill Academy
1:08.96		
	7 Jonny Sully	John Paul 1 HS
1:09.89		
	8 Mikael Cherry	John Paul 1 HS
1:09.91		
	9 David Benizri	Herzlihah HS
1:09.92		
	10 Gianluca Sannessa	John Paul 1 HS
1:12.19		
	11 Justin Graziani	Beaconsfield HS
1:12.35		

12	Divyne Hendricks	Howard S Billings HS
1:13.78		
13	Jonathan Da Silva	John Paul 1 HS
1:14.59		
14	Tristan Desousa	John Paul 1 HS
1:14.65		
15	Logan McMullen	Beaconsfield HS
1:14.73		
16	Marc Anthony Bonanno	John Paul 1 HS
1:15.94		
17	Dante Di Domenico	Lester B Pearson HS
1:16.78		
18	Peter Demers	St Thomas HS
1:16.81		
19	Kevin Constable	LaurenHill Academy
1:19.52		
20	Brendan Jackson	Beaconsfield HS
1:23.00		
21	Michael Charles	Royal Vale HS
1:27.58		
22	Sebastian Del Carmer	Royal Vale HS
1:28.20		

[\[Top of Page\]](#) [\[Event List\]](#)

Event 4 BOYS 11-13 800m Run

MARK	NAME	TEAM
	1 Thulacithan Sinnarajah	LaurenHill Academy
2:39.00		
	2 Caelan Ratcliffe	Beaconsfield HS
2:39.70		
	3 Peter Delis	Royal West Academy
2:43.26		
	4 Norman Kong	Royal West Academy
2:44.55		
	5 Sebastian Tortosa	Beaconsfield HS
2:45.45		
	6 Domenico Schipano	John Paul 1 HS
2:49.45		
	7 James Draier	Pierrefonds Comp HS
2:55.37		
	8 Massimo Guzzardi	John Paul 1 HS
2:57.21		
	9 Michael Lazaris	LaurenHill Academy
2:57.98		
	10 Nikoas Dafniotis	LaurenHill Academy
2:58.61		
	11 Alexandro Cassella	John Paul 1 HS
2:59.35		
	12 Logan McMullen	Beaconsfield HS
2:59.44		
	13 Marc Anthony Bonanno	John Paul 1 HS
3:02.09		
	14 Matteo Gentile	John Paul 1 HS
3:02.94		
	15 Matthew Bourgelli	LaurenHill Academy
3:03.10		
	16 Justin Graziani	Beaconsfield HS

3:05.97	17	Kevin Constable	LaurenHill Academy
3:06.66	18	Jacob McGaugh	Beaconsfield HS
3:10.47	19	Andrew Zhang	Lower Canada College
3:11.17	20	James Trihas	LaurenHill Academy
3:15.84	21	Brandon Souna	Howard S Billings HS
3:20.34	22	Alex Loyd	St Thomas HS
3:21.75	23	Christopher Carrese	John Paul 1 HS
3:38.56	24	Michael Solomon	Pierrefonds Comp HS
4:41.38			

[\[Top of Page\]](#) [\[Event List\]](#)

Event 5 BOYS 11-13 1500m Run

MARK		NAME	TEAM
	1	Caelan Ratcliffe	Beaconsfield HS
5:17.78	2	Nicolas Estevez-Perez	LaurenHill Academy
5:22.41	3	Michael Charles	Royal Vale HS
5:22.85	4	Fabrizio Cassella	John Paul 1 HS
5:28.62	5	Enrique Rivas	LaurenHill Academy
5:29.44	6	Graham Rossiter	Howard S Billings HS
5:39.19	7	Peter Delis	Royal West Academy
5:48.02	8	Joshua Stephens	John Paul 1 HS
5:51.56	9	David Faustini	John Paul 1 HS
6:01.57	10	Nikoas Dafniotis	LaurenHill Academy
6:02.12	11	Gino Stea	John Paul 1 HS
6:02.16	12	Justin Graziani	Beaconsfield HS
6:02.56	13	Aaron Lohner	Herzlihah HS
6:05.52	14	Brendan Jackson	Beaconsfield HS
6:20.70	15	Chrisselli St. Jean	John Paul 1 HS
6:24.69	16	Matthew Bourgelli	LaurenHill Academy
6:25.62	17	Andrew Zhang	Lower Canada College
6:36.57	18	Aidan Perreault	Howard S Billings HS
6:36.85			

6:43.19	Alex Loyd	St Thomas HS
6:44.23	Benjamin Luck	LaurenHill Academy
6:44.39	Alberto Portillo	John Paul 1 HS
DNF		

[\[Top of Page\]](#) [\[Event List\]](#)

Event 6 BOYS 11-13 3000m Run

MARK	NAME	TEAM
11:17.18	1 Caelan Ratcliffe	Beaconsfield HS
11:17.28	2 Graham Rossiter	Howard S Billings HS
11:20.97	3 Nicolas Estevez-Perez	LaurenHill Academy
12:05.60	4 Fabrizio Cassella	John Paul 1 HS
12:27.05	5 Gino Stea	John Paul 1 HS
12:34.88	6 Joshua Stephens	John Paul 1 HS
12:40.97	7 David Faustini	John Paul 1 HS
12:55.81	8 Nikoas Dafniotis	LaurenHill Academy
13:06.09	9 Justin Graziani	Beaconsfield HS
13:12.02	10 Oscar Siler	MacDonald HS
13:19.95	11 Alex Loyd	St Thomas HS
15:23.70	12 Julian Grau-Brown	John Paul 1 HS
DNF	Gianluca Sannessa	John Paul 1 HS
DNF		

[\[Top of Page\]](#) [\[Event List\]](#)

Event 7 BOYS 11-13 60m Hurdles

MARK	NAME	TEAM
11.20	1 Igra Koubai	John Paul 1 HS
11.28	2 Mekhi Weekes-Lumsden	Beaconsfield HS
11.31	3 Nicolas Desaulniers	Beaconsfield HS
11.31	3 Alec Montminy	Beaconsfield HS
11.42	5 Kyle Roye	Royal Vale HS

6	Domenico Schipano	John Paul 1 HS
11.52	7 James Draier	Pierrefonds Comp HS
11.90	8 Alessandro Barazzoni	John Paul 1 HS
12.01	9 Jacob McGaugh	Beaconsfield HS
12.21	10 Kyle Briggs	Royal Vale HS
12.43	10 Nicholas Datko	Pierrefonds Comp HS
12.43	12 Brandon Zolyniak	Beaconsfield HS
12.51	13 Eric Neeson	Lindsay Place HS
12.54	14 Dominic Ware	St Thomas HS
12.74	15 Christopher Phillip	Pierrefonds Comp HS
12.76	16 Ian McDowell	St Thomas HS
13.13	17 Justin Graziani	Beaconsfield HS
13.19	18 Adam Darhy	Herzlihah HS
13.42	19 Joshua Stephens	John Paul 1 HS
13.47	20 Marc Anthony Bonanno	John Paul 1 HS
13.61		

[\[Top of Page\]](#) [\[Event List\]](#)

Event 8 BOYS 11-13 4x200m Relay

MARK	NAME	TEAM
1	Howard S Billings HS A	Howard S Billings HS
2:00.28	2 LaurenHill Academy A	LaurenHill Academy
2:01.80	3 Beaconsfield HS A	Beaconsfield HS
2:03.98	4 John Paul 1 HS A	John Paul 1 HS
2:06.84	5 Pierrefonds Comp HS A	Pierrefonds Comp HS
2:09.43		

[\[Top of Page\]](#) [\[Event List\]](#)

Event 9 BOYS 11-13 High Jump

MARK	NAME	TEAM
1	Jaylan Murphy-Greaves	Howard S Billings HS
1.45m		

2	Graham Rossiter	Howard S Billings HS
1.35m	3 William Cyr	Howard S Billings HS
1.35m	4 Kurt Seguin	John Paul 1 HS
1.30m	5 Igra Koubai	John Paul 1 HS
1.30m	6 Noah Kocharski	Royal West Academy
1.20m	6 Alec Montminy	Beaconsfield HS
1.20m	8 Tristan Desousa	John Paul 1 HS
1.20m	9 Alessandro Barazzoni	John Paul 1 HS
1.20m	10 Jonny Sully	John Paul 1 HS
1.10m	11 Riley Pincombe	Beaconsfield HS
1.10m	12 David Faustini	John Paul 1 HS
1.10m	Dominic Ware	St Thomas HS
NM		

[\[Top of Page\]](#) [\[Event List\]](#)

Event 10 BOYS 11-13 Long Jump

MARK	NAME	TEAM
1	Nathan Montano	Beurling Academy
5.30m	2 Jacob McGaugh	Beaconsfield HS
4.71m	3 Igra Koubai	John Paul 1 HS
4.65m	4 Nicholas Sixta	Howard S Billings HS
4.41m	5 Alec Montminy	Beaconsfield HS
4.30m	6 Jaylan Murphy-Greaves	Howard S Billings HS
4.24m	7 William Cyr	Howard S Billings HS
4.23m	8 Noah Kocharski	Royal West Academy
4.21m	9 Brandon Ali-Slawaska	St Thomas HS
4.18m	10 Graham Rossiter	Howard S Billings HS
4.11m	11 Nicolas Desaulniers	Beaconsfield HS
4.02m	12 Rikko Astrolgo	John F Kennedy HS
3.93m	13 Nicholas Datko	Pierrefonds Comp HS
3.89m	14 Jamall Fisher	Pierrefonds Comp HS
3.88m	14 Eric Neeson	Lindsay Place HS

3.88m	16	Aaron Lohner	Herzliah HS
3.86m	16	Christopher Phillip	Pierrefonds Comp HS
3.86m	18	Sahanoor Chowdhury	John F Kennedy HS
3.84m	19	Matthew Stanislaus	Beurling Academy
3.83m	20	Jonathan Da Silva	John Paul 1 HS
3.78m	20	Kameron Bauer-Sandiford	Pierrefonds Comp HS
3.78m	22	Andrew Zhang	Lower Canada College
3.68m	23	Jakob Potohovich	Royal Vale HS
3.61m	24	Ian McDowell	St Thomas HS
3.44m	25	Giancarlo Teolis	John Paul 1 HS
3.40m	26	Kyle Briggs	Royal Vale HS
3.25m	27	Chrisselli St. Jean	John Paul 1 HS
3.24m	28	Dominic Ware	St Thomas HS
3.11m	29	Damiano Vena	John F Kennedy HS
2.89m	30	Sayef Kahn	Royal Vale HS
2.88m			

[\[Top of Page\]](#) [\[Event List\]](#)

Event 11 BOYS 11-13 Triple Jump

MARK		NAME	TEAM
	1	Domenico Schipano	John Paul 1 HS
9.20m	2	Igra Koubai	John Paul 1 HS
9.15m	3	Kurt Seguin	John Paul 1 HS
8.90m	4	Jacob McGaugh	Beaconsfield HS
8.53m	5	Jaylan Murphy-Greaves	Howard S Billings HS
8.48m	6	Noah Kocharski	Royal West Academy
8.30m	7	Massimo Guzzardi	John Paul 1 HS
8.06m	8	Claudio Guida	Beaconsfield HS
5.71m		Nicholas Sixta	Howard S Billings HS
NM			

[\[Top of Page\]](#) [\[Event List\]](#)

Event 12 BOYS 11-13 Shot Put

MARK	NAME	TEAM
9.80m	1 Brandon Calado-Luke	Howard S Billings HS
9.18m	2 Nicholas Turturro	John Paul 1 HS
8.98m	3 Andrew Mullins-Grant	Pierrefonds Comp HS
8.95m	4 Brandon Zolyniak	Beaconsfield HS
8.83m	5 Nicholas Sixta	Howard S Billings HS
8.16m	6 Daniel Lanthier	Royal Vale HS
7.80m	7 Jonathan Rinaldi	John Paul 1 HS
7.60m	8 Dominic Ware	St Thomas HS
7.50m	9 Alessandro Anessa	John Paul 1 HS
7.22m	10 Sahanoor Chowdhury	John F Kennedy HS
6.97m	11 Brandon Ali-Slawaska	St Thomas HS
6.68m	12 Eric Neeson	Lindsay Place HS
6.63m	13 Michael Doganieri	John F Kennedy HS
6.62m	14 Alberto Portillo	John Paul 1 HS
6.42m	15 Matthew Kis	Royal West Academy
6.20m	16 Rikko Astrolgo	John F Kennedy HS
5.92m	17 Peter Demers	St Thomas HS
5.63m	18 Ian McDowell	St Thomas HS
5.46m	19 Giancarlo Teolis	John Paul 1 HS
4.88m	20 Damiano Vena	John F Kennedy HS
	Adamo Tarantino	John Paul 1 HS
NM		

[\[Top of Page\]](#) [\[Event List\]](#)

Event 13 BOYS 14-15 60m Dash

FINALS

MARK	NAME	TEAM
7.74	1 Ethan Gould	St Thomas HS
	2 Malcolm Weekes	LaSalle Com Comp HS

7.83	3	Jing Eng-Mitchell	Lindsay Place HS
7.86	4	Max Makarov	Lower Canada College
7.90	5	Anice Kesba	Beurling Academy
7.91	5	Mike Sananes	Lower Canada College
7.91	7	Kadeem McGhie	Pierrefonds Comp HS
7.93	8	Shervin Zadabbaskari	Lester B Pearson HS
7.95	9	Julien Philips	Royal West Academy
7.96	10	Kevin Clasper-Inglis	Lindsay Place HS
8.16	11	Tyrin Hanlon	Beurling Academy
8.19	12	Jeremy Rooney	Beurling Academy
8.41			

PRELIMS

	1	Ethan Gould	St Thomas HS
7.72	Q		
	2	Jing Eng-Mitchell	Lindsay Place HS
7.76	Q		
	2	Mike Sananes	Lower Canada College
7.76	Q		
	4	Shervin Zadabbaskari	Lester B Pearson HS
7.83	Q		
	5	Max Makarov	Lower Canada College
7.85	Q		
	6	Anice Kesba	Beurling Academy
7.88	Q		
	7	Malcolm Weekes	LaSalle Com Comp HS
7.90	Q		
	8	Jeremy Rooney	Beurling Academy
7.93	Q		
	8	Kadeem McGhie	Pierrefonds Comp HS
7.93	Q		
	10	Julien Philips	Royal West Academy
7.94	Q		
	11	Kevin Clasper-Inglis	Lindsay Place HS
7.96	Q		
	11	Tyrin Hanlon	Beurling Academy
7.96	Q		
	13	Shaylin Scantlebury	Howard S Billings HS
7.98			
	14	Mark Manget	Beurling Academy
8.04			
	15	Matthew Manget	Beurling Academy
8.05			
	15	Diego Occhicone	Beaconsfield HS
8.05			
	17	Jeremy Birkett	LaSalle Com Comp HS
8.07			
	18	Steven Trigonakis	LaurenHill Academy
8.09			
	19	Alessio Occhicone	Beaconsfield HS
8.11			
	20	Matthew Daly	Royal West Academy

8.12	21	Albert Spencer	Lower Canada College
8.15	22	Chris Balley	Royal Vale HS
8.21	22	James Vafiadis	LaurenHill Academy
8.21	24	Andrew Voutsinas	LaurenHill Academy
8.24	25	Rudi Galati	John F Kennedy HS
8.25	26	Andrew Pomeranz	Beaconsfield HS
8.27	27	Scott Kaye-Hinves	Howard S Billings HS
8.28	27	Dennis Karabatsos	LaurenHill Academy
8.28	29	Jordan Barg	Lower Canada College
8.29	29	Andrew McClement	Lindsay Place HS
8.29	31	Sean Duarte	Rosemount HS
8.30	32	Samuel Montminy	Beaconsfield HS
8.33	33	Mathieu Grant	Beaconsfield HS
8.35	34	Brandon Mancuso	Howard S Billings HS
8.39	34	Chris Yassa	St Thomas HS
8.39	36	Jonathan Boisvert	Pierrefonds Comp HS
8.40	37	Shivjit Chhima	Pierrefonds Comp HS
8.45	38	Mathieu Boivin	Pierrefonds Comp HS
8.53	39	Darnell Reid	Beaconsfield HS
8.55	40	Diason Steinberg	St Thomas HS
8.57	41	Marc-Andre Biovin	Pierrefonds Comp HS
8.58	42	Joey Bruzzese	St Thomas HS
8.59	43	David Greenspoon	Royal Vale HS
8.60	44	Hibiki Kojima-Graham	Lindsay Place HS
8.65	45	Brandon Mitchell	Pierrefonds Comp HS
8.70	46	Nick Iliopoulos	LaurenHill Academy
8.71	47	Nathan Mnseau	St Thomas HS
8.72	48	Brandon Barclay	Howard S Billings HS
8.85	49	Dylan Cartman	LaSalle Com Comp HS
8.86	49	Gregory Louis	Royal Vale HS
8.86	51	Christopher Lebel	Rosemount HS
8.93	52	Armendo Gonzalez-Bermudez	Royal Vale HS

9.08	53	Yoni Saadoun	Herzliah HS
9.11	54	Justin Hogan	Howard S Billings HS
9.17	55	Jason Pang	Royal Vale HS
9.44	56	Jordan Sacksner	St Thomas HS
11.01			

[\[Top of Page\]](#) [\[Event List\]](#)

Event 14 BOYS 14-15 200m Run

MARK		NAME	TEAM
	1	Mike Sananes	Lower Canada College
25.44	2	Max Makarov	Lower Canada College
25.53	2	Ethan Gould	St Thomas HS
25.53	4	Jing Eng-Mitchell	Lindsay Place HS
25.65	5	Shervin Zadabbaskari	Lester B Pearson HS
25.78	6	Kadeem McGhie	Pierrefonds Comp HS
25.91	7	Julien Philips	Royal West Academy
26.11	8	Matthew Daly	Royal West Academy
26.26	9	Diego Occhicone	Beaconsfield HS
26.32	10	Steven Trigonakis	LaurenHill Academy
26.44	11	Mark Manget	Beurling Academy
26.45	12	Matthew Manget	Beurling Academy
26.79	13	Mathiey Boivin	Pierrefonds Comp HS
26.92	14	Jonathan Boisvert	Pierrefonds Comp HS
27.01	15	Kevin Clasper-Inglis	Lindsay Place HS
27.07	15	Nicholas Lee-Marchand	St Thomas HS
27.07	17	Dylan Cartman	LaSalle Com Comp HS
27.14	18	Scott Kaye-Hinves	Howard S Billings HS
27.17	19	Marc-Andre Biovin	Pierrefonds Comp HS
27.34	20	James Vafiadis	LaurenHill Academy
27.37	21	Chris Yassa	St Thomas HS
27.51	22	Jeremy Rooney	Beurling Academy
27.53			

27.53	22	Shaylin Scantlebury	Howard S Billings HS
27.60	24	Jordan Barg	Lower Canada College
27.69	25	Andrew Voutsinas	LaurenHill Academy
27.70	26	Samuel Montminy	Beaconsfield HS
27.74	27	William Levasseur	LaSalle Com Comp HS
27.75	28	Shane McLaughlin	Pierrefonds Comp HS
27.77	29	Andrew Pomeranz	Beaconsfield HS
27.82	30	Andrew McClement	Lindsay Place HS
27.88	31	Chris Balley	Royal Vale HS
27.98	32	Tyrin Hanlon	Beurling Academy
28.05	33	Chay Wynter	Royal Vale HS
28.17	34	Joey Bruzzese	St Thomas HS
28.36	35	Brandon Mancuso	Howard S Billings HS
28.42	36	Albert Spencer	Lower Canada College
28.67	37	Alexandre Marchand	LaurenHill Academy
28.69	38	Kody Rogers	LaSalle Com Comp HS
28.97	39	Matthew Lecoutte	Beurling Academy
29.10	40	Jeremy Apelo	Royal Vale HS
29.15	41	Hibiki Kojima-Graham	Lindsay Place HS
29.43	42	Nick Iliopoulos	LaurenHill Academy
29.73	43	Nathan Mnseau	St Thomas HS
30.27	44	Christopher Lebel	Rosemount HS
31.63	45	Luca Da Chao	Royal West Academy
32.40	46	Yoni Saadoun	Herzliah HS
33.75	47	Evangelos Zoubris	Royal Vale HS
35.04	48	Sherif Ghoffar	Royal Vale HS
35.45	49	Salomon Lubin	Rosemount HS
35.51	50	Justin Hogan	Howard S Billings HS
		Sean Duarte	Rosemount HS
		DNF	

[\[Top of Page\]](#) [\[Event List\]](#)

MARK	NAME	TEAM
1 58.76	Diego Occhicone	Beaconsfield HS
2 59.67	Kadeem McGhie	Pierrefonds Comp HS
3 1:01.63	Anice Kesba	Beurling Academy
3 1:01.63	Marc-Andre Biovin	Pierrefonds Comp HS
5 1:01.96	Ethan Gould	St Thomas HS
6 1:02.03	Matthew Manget	Beurling Academy
7 1:02.53	Jonathan Boisvert	Pierrefonds Comp HS
8 1:02.78	Jahfari Coulombe	LaurenHill Academy
9 1:02.83	Nicholas Lee-Marchand	St Thomas HS
10 1:03.13	Kevin Clasper-Inglis	Lindsay Place HS
11 1:03.44	Chris Yassa	St Thomas HS
12 1:03.70	Jeremy Rooney	Beurling Academy
13 1:04.23	Dylan Cartman	LaSalle Com Comp HS
14 1:04.24	Michael Tran	Beurling Academy
15 1:04.37	Mathiey Boivin	Pierrefonds Comp HS
16 1:04.47	Alexandre Marchand	LaurenHill Academy
17 1:04.51	Muhan Patel	LaurenHill Academy
18 1:05.37	Kody Rogers	LaSalle Com Comp HS
19 1:05.41	Dennis Karabatsos	LaurenHill Academy
20 1:05.53	Kanerahtens Bush	Kahnawake Survival S
21 1:05.92	Diason Steinberg	St Thomas HS
22 1:06.57	Brandon Barclay	Howard S Billings HS
23 1:07.43	Akshou Grover	Pierrefonds Comp HS
24 1:07.47	Eric Salkovic	Pierrefonds Comp HS
25 1:07.58	Hibiki Kojima-Graham	Lindsay Place HS
26 1:08.47	George Rentopoulos	LaurenHill Academy
27 1:08.74	Matthew Lecoutte	Beurling Academy
28 1:10.22	Taofiq Aziz	LaurenHill Academy
29 1:15.66	Luca Da Chao	Royal West Academy

Event 16 BOYS 14-15 800m Run

MARK	NAME	TEAM
2:19.83	1 Jacob Sacksner	St Thomas HS
2:23.73	2 Aidan Yardley-Jones	Pierrefonds Comp HS
2:28.26	3 Marc-Andre Biovin	Pierrefonds Comp HS
2:30.09	4 Daniel Berlinquette	Howard S Billings HS
2:30.26	5 Jahfari Coulombe	LaurenHill Academy
2:30.32	6 Thomas Boucher-Charest	Lower Canada College
2:31.67	7 Kanerahtens Bush	Kahnawake Survival S
2:33.09	8 Muhan Patel	LaurenHill Academy
2:33.94	9 Alexandre Marchand	LaurenHill Academy
2:34.47	10 Shaylin Scantlebury	Howard S Billings HS
2:34.64	11 Luca Santalucia	Beurling Academy
2:36.83	12 Jordan Seriaty	LaurenHill Academy
2:37.71	13 Giovanni Andrade	Beurling Academy
2:37.97	14 Taofiq Aziz	LaurenHill Academy
2:38.27	15 Michael Tran	Beurling Academy
2:40.14	16 Dennis Karabatsos	LaurenHill Academy
2:40.81	17 Ryan Bagshaw	Pierrefonds Comp HS
2:41.45	18 Philip Fournier	Royal West Academy
2:43.43	19 Salomon Lubin	Rosemount HS
2:44.87	20 Matthew Tabet	Lower Canada College
2:44.91	21 Luca Da Chao	Royal West Academy
2:44.98	22 Shane McLaughlin	Pierrefonds Comp HS
2:45.05	23 Ulippit Uddin	Royal Vale HS
2:45.05	23 Eric Salkovic	Pierrefonds Comp HS
2:45.90	25 Chris Chung	Royal West Academy
2:46.49	26 Matthew Kaspay	Lower Canada College
3:07.00	27 Ryan Mitchell	Pierrefonds Comp HS
3:12.10	28 Jordan Sacksner	St Thomas HS

3:17.14	29	Brandon Ramchatesingh	Beurling Academy
3:21.28	30	Sherif Ghoffar	Royal Vale HS
3:28.79	31	Jeremy Apelo	Royal Vale HS
4:07.00	32	Itte Amanuliah	Beurling Academy

[\[Top of Page\]](#) [\[Event List\]](#)

Event 17 BOYS 14-15 1500m Run

MARK		NAME	TEAM
4:46.56	1	Jacob Sacksner	St Thomas HS
5:11.39	2	Taofiq Aziz	LaurenHill Academy
5:20.41	3	Aidan Yardley-Jones	Pierrefonds Comp HS
5:20.42	4	Mathiey Boivin	Pierrefonds Comp HS
5:21.00	5	Ryan Colligan	LaSalle Com Comp HS
5:22.77	6	Marc-Andre Biovin	Pierrefonds Comp HS
5:25.60	7	Akshou Grover	Pierrefonds Comp HS
5:27.68	8	Alexandre Marchand	LaurenHill Academy
5:33.83	9	Umar Mushtog	Pierrefonds Comp HS
5:39.84	10	Ryan Bagshaw	Pierrefonds Comp HS
5:50.14	11	Dylan Stacey	Kahnawake Survival S
5:58.73	12	Vincent Guan	Lower Canada College
6:06.71	13	Matthew Kaspy	Lower Canada College
6:08.16	14	Amil Rahamim	Herzliah HS
6:09.81	15	David Greenspoon	Royal Vale HS
6:29.11	16	Jordan Sacksner	St Thomas HS
6:30.41	17	Charles Weiman	Royal Vale HS
6:31.14	18	Chris Balley	Royal Vale HS

[\[Top of Page\]](#) [\[Event List\]](#)

Event 18 BOYS 14-15 3000m Run

NAME	TEAM
------	------

MARK

1	Jacob Sacksner	St Thomas HS
9:45.65	2 Marc-Andre Biovin	Pierrefonds Comp HS
11:13.33	3 Alexandre Marchand	LaurenHill Academy
11:27.71	4 Mathiey Boivin	Pierrefonds Comp HS
11:39.03	5 Akshou Grover	Pierrefonds Comp HS
11:42.68	6 Aidan Yardley-Jones	Pierrefonds Comp HS
11:46.66	7 Taofiq Aziz	LaurenHill Academy
11:47.05	8 Vincent Guan	Lower Canada College
11:47.80	9 Philip Fournier	Royal West Academy
11:48.19	10 Ryan Colligan	LaSalle Com Comp HS
11:51.80	11 Dylan Stacey	Kahnawake Survival S
11:55.41	12 Chris Chung	Royal West Academy
12:08.03	13 Umar Mushtog	Pierrefonds Comp HS
12:12.85	14 Alan Singleton	Pierrefonds Comp HS
12:19.07	15 Kody Rogers	LaSalle Com Comp HS
12:42.92	16 Amil Rahamim	Herzliah HS
12:44.66	17 Charles Weiman	Royal Vale HS
14:26.17		

[\[Top of Page\]](#) [\[Event List\]](#)

Event 19 BOYS 14-15 60m Hurdles

MARK	NAME	TEAM
1	Matthew Daly	Royal West Academy
9.55	2 Mike Sananes	Lower Canada College
9.82	3 Shivjit Chhima	Pierrefonds Comp HS
10.23	4 Andrew McClement	Lindsay Place HS
10.42	5 Muhan Patel	LaurenHill Academy
10.50	6 Shervin Zadabbaskari	Lester B Pearson HS
10.51	7 Chay Wynter	Royal Vale HS
10.72	8 Julien Philips	Royal West Academy
10.79	9 James Vafiadis	LaurenHill Academy

11.32		
11.49	10 David Greenspoon	Royal Vale HS
11.50	11 Nick Iliopoulos	LaurenHill Academy
11.59	12 Steven Trigonakis	LaurenHill Academy
11.97	13 Brandon Mitchell	Pierrefonds Comp HS
12.92	14 Justin Hogan	Howard S Billings HS

[\[Top of Page\]](#) [\[Event List\]](#)

Event 20 BOYS 14-15 4x200m Relay

MARK	NAME	TEAM
	1 Pierrefonds Comp HS A	Pierrefonds Comp HS
1:48.09	2 Beurling Academy A	Beurling Academy
1:51.52	3 LaurenHill Academy A	LaurenHill Academy
1:51.75	4 Howard S Billings HS A	Howard S Billings HS
1:52.95		

[\[Top of Page\]](#) [\[Event List\]](#)

Event 21 BOYS 14-15 High Jump

MARK	NAME	TEAM
	1 Diason Steinberg	St Thomas HS
1.70m	2 Jahfari Coulombe	LaurenHill Academy
1.65m	3 Chris Chung	Royal West Academy
1.60m	4 Steven Trigonakis	LaurenHill Academy
1.55m	5 Samuel Montminy	Beaconsfield HS
1.50m	6 Joey Bruzzese	St Thomas HS
1.50m	7 Muhan Patel	LaurenHill Academy
1.45m	8 Shaylin Scantlebury	Howard S Billings HS
1.45m	9 Kadeem McGhie	Pierrefonds Comp HS
1.40m	10 Scott Kaye-Hinves	Howard S Billings HS
1.40m	11 Brandon Mancuso	Howard S Billings HS
1.30m	11 Mathieu Grant	Beaconsfield HS

1.30m	11	David Greenspoon	Royal Vale HS
1.30m	11	James Peters	St Thomas HS
1.30m	11	Shivjit Chhima	Pierrefonds Comp HS
1.30m	11	Nick Iliopoulos	LaurenHill Academy
1.30m	11	Chris Balley	Royal Vale HS
1.30m	18	Alessio Occhicone	Beaconsfield HS
1.20m		Sean Duarte	Rosemount HS
NM		Jonathan Rossetto	Rosemount HS
NM			

[\[Top of Page\]](#) [\[Event List\]](#)

Event 22 BOYS 14-15 Long Jump

MARK		NAME	TEAM
	1	Max Makarov	Lower Canada College
5.31m	2	Anice Kesba	Beurling Academy
5.29m	3	Chay Wynter	Royal Vale HS
5.14m	4	Nicholas Lee-Marchand	St Thomas HS
5.08m	5	Samuel Montminy	Beaconsfield HS
5.01m	6	Jing Eng-Mitchell	Lindsay Place HS
4.93m	7	Jonathan Rossetto	Rosemount HS
4.89m	8	Thomas Boucher-Charest	Lower Canada College
4.85m	8	William Levasseur	LaSalle Com Comp HS
4.85m	10	Joey Bruzzese	St Thomas HS
4.81m	11	Jeremy Rooney	Beurling Academy
4.76m	12	Alessio Occhicone	Beaconsfield HS
4.65m	13	Diason Steinberg	St Thomas HS
4.64m	13	Tyrin Hanlon	Beurling Academy
4.64m	15	Chris Chung	Royal West Academy
4.58m	16	Samuel Champagne	Rosemount HS
4.53m	17	Dennis Karabatsos	LaurenHill Academy
4.51m	18	James Peters	St Thomas HS
4.47m			

4.40m	19	Rudi Galati	John F Kennedy HS
4.38m	20	Ryan Colligan	LaSalle Com Comp HS
4.38m	20	Shaylin Scantlebury	Howard S Billings HS
4.37m	22	Andrew Voutsinas	LaurenHill Academy
4.33m	23	Scott Kaye-Hinves	Howard S Billings HS
4.31m	24	Shivjit Chhima	Pierrefonds Comp HS
4.26m	25	Darnell Reid	Beaconsfield HS
4.20m	26	Sean Enfedaque	Lindsay Place HS
4.16m	27	Nick Iliopoulos	LaurenHill Academy
4.15m	28	Sean Duarte	Rosemount HS
4.14m	29	Alan Singleton	Pierrefonds Comp HS
4.14m	29	Matthew Tabet	Lower Canada College
4.10m	31	Mathiey Boivin	Pierrefonds Comp HS
3.80m	32	Mathieu Grant	Beaconsfield HS
3.76m	33	Gregory Louis	Royal Vale HS
3.75m	34	Andrew McClement	Lindsay Place HS
3.68m	35	Taofiq Aziz	LaurenHill Academy
3.62m	36	Chris Balley	Royal Vale HS
3.61m	37	Jordan Barg	Lower Canada College
3.55m	38	Christopher Lebel	Rosemount HS
3.42m	39	Jason Pang	Royal Vale HS

[\[Top of Page\]](#) [\[Event List\]](#)

Event 23 BOYS 14-15 Triple Jump

MARK		NAME	TEAM
11.13m	1	Max Makarov	Lower Canada College
10.17m	2	Sean Enfedaque	Lindsay Place HS
10.09m	3	Dennis Karabatsos	LaurenHill Academy
9.98m	4	James Peters	St Thomas HS
9.71m	5	Nicholas Lee-Marchand	St Thomas HS
	6	Taofiq Aziz	LaurenHill Academy

9.48m	7	George Rentopoulos	LaurenHill Academy
9.36m	8	Scott Kaye-Hinves	Howard S Billings HS
9.03m	9	Joey Bruzzese	St Thomas HS
8.66m	10	Muhan Patel	LaurenHill Academy
8.64m	11	Matthew Tabet	Lower Canada College
8.55m	12	Alan Singleton	Pierrefonds Comp HS
8.13m			

[\[Top of Page\]](#) [\[Event List\]](#)

Event 24 BOYS 14-15 Shot Put

MARK		NAME	TEAM
	1	John Varoutsos	LaurenHill Academy
11.60m	2	Andrew Voutsinas	LaurenHill Academy
11.53m	3	Malcolm Weekes	LaSalle Com Comp HS
11.50m	4	Andrew Pomeranz	Beaconsfield HS
11.41m	5	Scott Kaye-Hinves	Howard S Billings HS
11.01m	6	Jimmy Fatouros	Beurling Academy
10.97m	7	Andrew McClement	Lindsay Place HS
10.70m	8	George Rentopoulos	LaurenHill Academy
10.15m	9	Titi Ngo	John F Kennedy HS
10.04m	10	Jonathan Boisvert	Pierrefonds Comp HS
9.91m	11	Dylan Cartman	LaSalle Com Comp HS
9.62m	12	Sean Duarte	Rosemount HS
9.31m	13	Nathan Mnseau	St Thomas HS
9.27m	14	Matthew Tabet	Lower Canada College
9.11m	15	Ahad Malhi	Pierrefonds Comp HS
8.60m	16	Christopher Lebel	Rosemount HS
8.55m	17	Alan Singleton	Pierrefonds Comp HS
8.54m	18	Armendo Gonzalez-Bermudez	Royal Vale HS
8.41m	19	Brandon Mancuso	Howard S Billings HS
8.40m			

[\[Top of Page\]](#) [\[Event List\]](#)

Event 25 BOYS 16-18 60m Dash

FINALS

MARK	NAME	TEAM
7.28	1 Rashaan Williams	Beaconsfield HS
7.30	2 Philip Sassi	LaurenHill Academy
7.41	3 Jonathan Brown	Lindsay Place HS
7.58	4 Gabriel Bruno	LaurenHill Academy
7.76	5 Justin Julien	Beurling Academy
7.77	6 Ryan Brotman	Royal West Academy
7.83	7 Troy Trench	Howard S Billings HS
7.87	8 Lucas Shytchno	Royal West Academy
8.00	9 Joshua Britton-Bailey	Royal Vale HS
8.26	10 Kevante Holmes	LaurenHill Academy

PRELIMS

7.34	1 Philip Sassi	LaurenHill Academy
7.36	2 Rashaan Williams	Beaconsfield HS
7.39	3 Shamarr Busby	LaSalle Com Comp HS
7.41	4 Jonathan Brown	Lindsay Place HS
7.53	5 Troy Trench	Howard S Billings HS
7.57	6 Gabriel Bruno	LaurenHill Academy
7.58	7 Justin Julien	LaSalle Com Comp HS
7.70	8 Kevante Holmes	LaurenHill Academy
7.72	9 Ryan Brotman	Royal West Academy
7.75	10 Justin Julien	Beurling Academy
7.82	11 Lucas Shytchno	Royal West Academy
7.85	12 Joshua Britton-Bailey	Royal Vale HS
7.87	13 Jonah Elbaz	Herzliah HS
7.89	14 Keziah Scipio	LaurenHill Academy
7.90	15 Leo Kyropoulos	St Thomas HS

7.91	16	Dylan Seinet Connors	LaurenHill Academy
7.92	17	Brandon Lacroix-Hull	LaSalle Com Comp HS
7.93	18	Kurusoth Vaithilingam	Laurier MacDonald HS
7.94	19	Daniel Polillo	Lindsay Place HS
7.94	19	Simon Malaborsa	LaurenHill Academy
7.98	21	Haseeb Maroof	MacDonald HS
8.00	22	Luca Caias	Pierrefonds Comp HS
8.02	23	Jerry Zheng	Royal West Academy
8.05	24	Pearce Dumay	Royal Vale HS
8.05	24	Adam Rosen	St Thomas HS
8.07	26	David Lee	Laurier MacDonald HS
8.11	27	Michael Pedilla	MacDonald HS
8.16	28	Shane Mullin	St Thomas HS
8.35	29	Mitchell Kwan	St Thomas HS
8.40	30	Hussein Aoude	John F Kennedy HS
8.41	31	Nikolas Doimat	Pierrefonds Comp HS
8.43	32	Alexandro Tomassini	Pierrefonds Comp HS
8.45	33	Ghandi Jacques	John F Kennedy HS
8.47	34	Nicholas Iannelli	St Thomas HS
8.53	35	Chris Boodlal	Beurling Academy
8.59	36	Nicolas Zito	St Thomas HS
8.61	37	Zain Syed	Beaconsfield HS
8.70	38	Jovon Villarasa	Laurier MacDonald HS
8.74	39	Alex Fournier	MacDonald HS
8.81	40	Jordan Stoopler	Herzliah HS
8.83	41	Felice D'Opera	Lester B Pearson HS
8.92	42	Evan McHugh	MacDonald HS
9.03	43	Julien Nittolo	Lester B Pearson HS
9.03	43	Romolo D'Ascanio	Laurier MacDonald HS
9.06	45	Jay Belevance	John F Kennedy HS
9.47	46	William Goodman	Royal Vale HS
9.55	47	Anthony Delorme	Laurier MacDonald HS

Event 26 BOYS 16-18 200m Run

MARK	NAME	TEAM
	1 Philip Sassi	LaurenHill Academy
23.70	1 Rashaan Williams	Beaconsfield HS
23.70	3 Jonathan Brown	Lindsay Place HS
24.18	4 Troy Trench	Howard S Billings HS
24.25	5 Gabriel Bruno	LaurenHill Academy
24.62	6 Simon Malaborsa	LaurenHill Academy
25.39	7 Ryan Brotman	Royal West Academy
25.68	8 Kevante Holmes	LaurenHill Academy
25.72	9 Lucas Shytchno	Royal West Academy
25.75	10 Leo Kyropoulos	St Thomas HS
25.87	11 Keziah Scipio	LaurenHill Academy
25.99	12 Jonah Elbaz	Herzliah HS
26.03	13 Justin Julien	LaSalle Com Comp HS
26.22	14 Justin Julien	Beurling Academy
26.23	15 Joshua Britton-Bailey	Royal Vale HS
26.24	16 Kurusoth Vaithilingam	Laurier MacDonald HS
26.25	17 Lamond Denis	Royal Vale HS
26.32	18 Pearce Dumay	Royal Vale HS
26.54	19 David Lee	Laurier MacDonald HS
26.64	20 Haseeb Maroof	MacDonald HS
26.69	21 Adam Rosen	St Thomas HS
26.71	22 Luca Caias	Pierrefonds Comp HS
26.92	23 Tim Wong	Royal West Academy
26.94	24 Hitesh Pande	Royal West Academy
26.96	25 Shane Mullin	St Thomas HS
27.37	26 Michael Pedilla	MacDonald HS
27.46	27 Alexander Leonidas	Laurier MacDonald HS
27.69		

28	Hussein Aoude	John F Kennedy HS	
28.02	29	Nikolas Doimat	Pierrefonds Comp HS
28.15	29	Alex Fournier	MacDonald HS
28.15	31	Marco Dipisa	Lindsay Place HS
28.34	32	Chris Boodlal	Beurling Academy
28.40	33	Jovon Villarasa	Laurier MacDonald HS
28.70	34	Zain Syed	Beaconsfield HS
28.84	35	Ari Ambikaipakin	LaurenHill Academy
29.23	36	Mitchell Kwan	St Thomas HS
29.59	37	Evan McHugh	MacDonald HS
29.71	38	Julien Nittolo	Lester B Pearson HS
29.80	39	Robert Foster-Jeffrey	MacDonald HS
30.11	40	Romolo D'Ascanio	Laurier MacDonald HS
30.14	41	Jonathan Tartaglia	St Thomas HS
30.52	42	Jordan Stoopler	Herzlihah HS
30.61	43	Skyler Antione	Howard S Billings HS
30.73	44	Nicolas Zito	St Thomas HS
30.83	45	Chris Coursolle	Lindsay Place HS
31.37		Chris Angatookalook	MacDonald HS
DNF			

[\[Top of Page\]](#) [\[Event List\]](#)

Event 27 BOYS 16-18 400m Run

MARK	NAME	TEAM	
1	Rashaan Williams	Beaconsfield HS	
57.45	2	Jonathan Brown	Lindsay Place HS
58.24	3	Adam Rosen	St Thomas HS
59.37	4	David Quercia	Lindsay Place HS
59.43	5	Lamond Denis	Royal Vale HS
1:00.70	6	Ryan Brotman	Royal West Academy
1:00.97	7	Nabil Kamaldeen	LaurenHill Academy
1:01.07	8	Lucas Shytchno	Royal West Academy

1:01.47	9	Rafael Moreira Zappata	LaurenHill Academy
1:03.62	10	Nicholas Ricciardelli	Lester B Pearson HS
1:03.71	11	Pearce Dumay	Royal Vale HS
1:03.81	12	Kevante Holmes	LaurenHill Academy
1:04.18	13	Jastaj Virdee	St Thomas HS
1:04.25	14	Shayne Doherty	Howard S Billings HS
1:05.01	15	Jonathan Tartaglia	St Thomas HS
1:11.22	16	Chris Coursolle	Lindsay Place HS
1:12.84		Zain Syed	Beaconsfield HS
DNF		Ari Ambikaipakin	LaurenHill Academy
DNF		Julien Nittolo	Lester B Pearson HS
DNF			

[\[Top of Page\]](#) [\[Event List\]](#)

Event 28 BOYS 16-18 800m Run

MARK		NAME	TEAM
	1	Charles Cooper	Royal West Academy
2:03.81	2	Lamond Denis	Royal Vale HS
2:19.81	3	Michael Marcotte	Howard S Billings HS
2:21.41	4	Thomas Cote-King	St Thomas HS
2:22.96	5	Jonathan Bergeron	Howard S Billings HS
2:23.04	6	David Quercia	Lindsay Place HS
2:23.79	7	Anas Qureshi	LaurenHill Academy
2:25.48	8	Luca Caias	Pierrefonds Comp HS
2:26.47	9	Alex Fournier	MacDonald HS
2:27.93	10	Kevante Holmes	LaurenHill Academy
2:28.61	11	Nabil Kamaldeen	LaurenHill Academy
2:31.69	12	Daniel Kroll	Pierrefonds Comp HS
2:33.55	13	Jastaj Virdee	St Thomas HS
2:34.32	14	Maxwel Braz-Bolton	Pierrefonds Comp HS
2:36.64	15	Shayne Doherty	Howard S Billings HS
2:37.41			

2:40.84	16 Samuel Di Paola	LaurenHill Academy
2:41.33	17 Erik Dionne	St Thomas HS
2:41.67	18 Marco Dipisa	Lindsay Place HS
2:45.55	19 Michael Manlas	Royal Vale HS
2:58.86	20 Pavittran Nirmalaithitiha	Pierrefonds Comp HS
3:02.41	21 William Goodman	Royal Vale HS

[\[Top of Page\]](#) [\[Event List\]](#)

Event 29 BOYS 16-18 1500m Run

MARK	NAME	TEAM
4:25.01	1 Charles Cooper	Royal West Academy
4:51.34	2 David Sarno	Lester B Pearson HS
4:55.08	3 Michael Marcotte	Howard S Billings HS
5:04.49	4 David Quercia	Lindsay Place HS
5:08.43	5 Anas Qureshi	LaurenHill Academy
5:09.74	6 Thomas Cote-King	St Thomas HS
5:10.77	7 Jordan McMullan	Howard S Billings HS
5:21.38	8 Alex Fournier	MacDonald HS
5:22.06	9 Eyal Derhy	Herzliah HS
5:29.23	10 Raphael Alleyne	Howard S Billings HS
5:30.15	11 Micah Watts	LaurenHill Academy
5:34.86	12 Skahtehriio Goodleaf	Kahnawake Survival S
5:35.12	13 Daniel Kroll	Pierrefonds Comp HS
5:41.29	14 Jody Haig	Royal West Academy
5:46.94	15 Maxwel Braz-Bolton	Pierrefonds Comp HS
5:48.31	16 Nicholas Ricciardelli	Lester B Pearson HS
5:52.71	17 Mario Funaro	Lester B Pearson HS
6:03.36	18 Alexander Leonidas	Laurier MacDonald HS
6:10.46	19 Pavittran Nirmalaithitiha	Pierrefonds Comp HS
6:12.07	20 Gianfranco Giove	Laurier MacDonald HS
	21 Michael Manlas	Royal Vale HS

6:15.12
22 Skyler Antione Howard S Billings HS
6:22.38
23 Alessandro D'Ambra Laurier MacDonald HS
6:27.21

[\[Top of Page\]](#) [\[Event List\]](#)

Event 30 BOYS 16-18 3000m Run

MARK	NAME	TEAM
	1 Charles Cooper	Royal West Academy
9:09.65	2 David Sarno	Lester B Pearson HS
9:32.50	3 Jordan McMullan	Howard S Billings HS
9:51.21	4 Michael Marcotte	Howard S Billings HS
10:57.64	5 Hitesh Pande	Royal West Academy
10:58.25	6 Skahtehriio Goodleaf	Kahnawake Survival S
11:53.97	7 Jugal Patel	Pierrefonds Comp HS
11:54.94	8 Alex Fournier	MacDonald HS
11:55.71	9 Tzvi Gomberg	Royal West Academy
12:23.64	10 Raphael Alleyne	Howard S Billings HS
12:27.15	11 Micah Watts	LaurenHill Academy
12:27.63	12 Mario Funaro	Lester B Pearson HS
12:32.66	13 Daniel Kroll	Pierrefonds Comp HS
13:05.04	14 Pavittran Nirmalaithitiha	Pierrefonds Comp HS
13:14.09	15 Jonathan Bergeron	Howard S Billings HS
13:28.94	16 Maxwel Braz-Bolton	Pierrefonds Comp HS
13:43.28		

[\[Top of Page\]](#) [\[Event List\]](#)

Event 31 BOYS 16-18 60m Hurdles

MARK	NAME	TEAM
	1 Troy Trench	Howard S Billings HS
9.30	2 Jonah Elbaz	Herzlih HS
9.38	3 Philip Sassi	LaurenHill Academy

9.60	4	Terrance Agyemang	Pierrefonds Comp HS
9.66	5	Justin Julien	LaSalle Com Comp HS
9.96	6	Rashaan Williams	Beaconsfield HS
10.04	7	Dwayne St. Jean	Howard S Billings HS
10.44	8	Jovon Villarasa	Laurier MacDonald HS
10.49	8	Kevante Holmes	LaurenHill Academy
10.49	10	David Lee	Laurier MacDonald HS
10.68	11	Danny Amon	Herzlih HS
10.72	12	Keziah Scipio	LaurenHill Academy
10.87	13	Tim Wong	Royal West Academy
11.00	14	Jerry Zheng	Royal West Academy
11.47	15	Joshua Britton-Bailey	Royal Vale HS
11.64	16	Pavittran Nirmalaithitiha	Pierrefonds Comp HS
11.77	16	Saiyanth Ragolan	Pierrefonds Comp HS
11.77	18	Zain Syed	Beaconsfield HS
12.10	19	Alessandro D'Ambra	Laurier MacDonald HS
12.22	20	Simon Malaborsa	LaurenHill Academy
12.60	21	Dylan Busoto	Pierrefonds Comp HS
12.76	22	Tzvi Gomberg	Royal West Academy
12.92	23	Kurusoth Vaithilingam	Laurier MacDonald HS
13.10	24	Anthony Delorme	Laurier MacDonald HS
13.20	25	Shayne Doherty	Howard S Billings HS
15.98			

[\[Top of Page\]](#) [\[Event List\]](#)

Event 32 BOYS 16-18 4x200m Relay

MARK	NAME	TEAM
1:43.78	1 LaurenHill Academy A	LaurenHill Academy
1:44.23	2 Royal West Academy A	Royal West Academy
1:45.05	3 Pierrefonds Comp HS A	Pierrefonds Comp HS
1:50.32	4 Royal Vale HS A	Royal Vale HS

5	Laurier MacDonald HS A	Laurier MacDonald HS
1:52.55		
6	Howard S Billings HS A	Howard S Billings HS
1:52.60		

[\[Top of Page\]](#) [\[Event List\]](#)

Event 33 BOYS 16-18 High Jump

MARK	NAME	TEAM
1	Troy Trench	Howard S Billings HS
1.80m		
2	Philip Sassi	LaurenHill Academy
1.65m		
3	Kevante Holmes	LaurenHill Academy
1.65m		
4	Hitesh Pande	Royal West Academy
1.50m		
4	Simon Malaborsa	LaurenHill Academy
1.50m		
4	Shayne Doherty	Howard S Billings HS
1.50m		
4	Justin Julien	LaSalle Com Comp HS
1.50m		
8	Michael Kiorpeliois	St Thomas HS
1.50m		
8	Pearce Dumay	Royal Vale HS
1.50m		
10	Tim Wong	Royal West Academy
1.50m		
10	Dwayne St. Jean	Howard S Billings HS
1.50m		
10	Erik Dionne	St Thomas HS
1.50m		
12	Samuel Di Paola	LaurenHill Academy
1.40m		
13	Michael Pedilla	MacDonald HS
1.40m		
14	Jonah Elbaz	Herzlihah HS
1.40m		
14	Chris Angatookalook	MacDonald HS
1.40m		
14	Timothee Leyer	Pierrefonds Comp HS
1.40m		
14	Kevin Martineau	Pierrefonds Comp HS
1.40m		
14	Robert Foster-Jeffrey	MacDonald HS
1.40m		
20	Michael Cirino	Pierrefonds Comp HS
1.30m		
20	Jonathan Lin	Royal West Academy
1.30m		

[\[Top of Page\]](#) [\[Event List\]](#)

Event 34 BOYS 16-18 Long Jump

MARK	NAME	TEAM
5.77m	1 Troy Trench	Howard S Billings HS
5.58m	2 Brandon Lacroix-Hull	LaSalle Com Comp HS
5.54m	3 Saiyanth Ragolan	Pierrefonds Comp HS
5.33m	4 Keziah Scipio	LaurenHill Academy
5.28m	5 Justin Julien	LaSalle Com Comp HS
5.19m	6 Jonah Elbaz	Herzlih HS
5.14m	7 Haseeb Maroof	MacDonald HS
5.10m	8 Shayne Doherty	Howard S Billings HS
5.03m	9 Terrance Agyemang	Pierrefonds Comp HS
4.99m	10 Alexandro Tomassini	Pierrefonds Comp HS
4.91m	11 Joshua Britton-Bailey	Royal Vale HS
4.89m	12 Nicholas Iannelli	St Thomas HS
4.88m	13 Lamond Denis	Royal Vale HS
4.82m	14 Hussein Aoude	John F Kennedy HS
4.72m	15 Kevante Holmes	LaurenHill Academy
4.70m	16 Jugal Patel	Pierrefonds Comp HS
4.70m	16 Dwayne St. Jean	Howard S Billings HS
4.69m	18 Michael Pedilla	MacDonald HS
4.66m	19 Pearce Dumay	Royal Vale HS
4.63m	20 Tim Wong	Royal West Academy
4.56m	21 Leo Kyropoulos	St Thomas HS
4.52m	22 Ghandi Jacques	John F Kennedy HS
4.46m	23 Jay Belevance	John F Kennedy HS
4.40m	24 Ari Ambikaipakin	LaurenHill Academy
4.38m	25 Shane Mullin	St Thomas HS
4.37m	26 Chris Boodlal	Beurling Academy
4.33m	27 Chris Angatookalook	MacDonald HS
4.31m	28 Alexander Leonidas	Laurier MacDonald HS
4.28m	29 Michael Kiorpeliois	St Thomas HS
4.08m	30 Evan McHugh	MacDonald HS
	31 Nicholas Ricciardelli	Lester B Pearson HS

3.51m	32	Felice D'Opera	Lester B Pearson HS
3.13m	33	Zain Syed	Beaconsfield HS
3.12m	34	Anthony Delorme	Laurier MacDonald HS
2.87m		Eyal Derhy	Herzlih HS
NM			

[\[Top of Page\]](#) [\[Event List\]](#)

Event 35 BOYS 16-18 Triple Jump

MARK		NAME	TEAM
	1	Troy Trench	Howard S Billings HS
13.12m	2	Saiyanth Ragolan	Pierrefonds Comp HS
11.25m	3	Terrance Agyemang	Pierrefonds Comp HS
10.91m	4	Brandon Lacroix-Hull	LaSalle Com Comp HS
10.81m	5	Micah Watts	LaurenHill Academy
10.74m	6	Dwayne St. Jean	Howard S Billings HS
10.66m	7	Tim Wong	Royal West Academy
10.46m	8	Shayne Doherty	Howard S Billings HS
10.30m	9	Alexandro Tomassini	Pierrefonds Comp HS
10.13m	10	Chris Angatookalook	MacDonald HS
10.02m	11	Erik Dionne	St Thomas HS
9.36m	12	Haseeb Maroof	MacDonald HS
9.12m	13	Mitchell Kwan	St Thomas HS
8.28m	14	Michael Kiorpeliois	St Thomas HS
8.12m	15	Alexander Leonidas	Laurier MacDonald HS
8.08m		Ari Ambikaipakin	LaurenHill Academy
NM			

[\[Top of Page\]](#) [\[Event List\]](#)

Event 36 BOYS 16-18 Shot Put

MARK		NAME	TEAM
	1	Jonah Elbaz	Herzlih HS

12.78m	2	Dylan Seinet Connors	LaurenHill Academy
11.21m	3	Shane Mullin	St Thomas HS
11.20m	4	Brandon Horsford	LaSalle Com Comp HS
11.07m	5	Jay Belevance	John F Kennedy HS
10.47m	6	Ghandi Jacques	John F Kennedy HS
10.21m	7	Rafael Moreira Zappata	LaurenHill Academy
10.11m	8	Michael Pedilla	MacDonald HS
9.80m	9	Gabriel Bruno	LaurenHill Academy
9.72m	10	Ben Lenzi	MacDonald HS
9.60m	11	Joshua Britton-Bailey	Royal Vale HS
9.56m	12	Daniel Nolan	Howard S Billings HS
9.42m	13	Michael Cirino	Pierrefonds Comp HS
9.32m	14	P.K. Khe Changsoo	LaurenHill Academy
9.11m	15	Hussein Aoude	John F Kennedy HS
8.94m	16	David Vu	Laurier MacDonald HS
8.66m	17	Erik Valinskas	Pierrefonds Comp HS
8.46m	18	Jonathan Lin	Royal West Academy
8.13m	18	Timothee Leyer	Pierrefonds Comp HS
8.13m	20	Felice D'Opera	Lester B Pearson HS
7.90m	21	Logan Duff-Meadwell	St Thomas HS
7.72m	22	William Goodman	Royal Vale HS
7.51m	23	Anthony Delorme	Laurier MacDonald HS
7.35m	24	Sotirios Vasiliou	Royal Vale HS
7.28m	25	Alex Fournier	MacDonald HS
6.88m		Jody Haig	Royal West Academy
NM		Robert Foster-Jeffrey	MacDonald HS
NM			

Boys Indoor Track & Field Meet 2013

Wednesday, February 20th, 2013

Cente Claude Robillard

02/20/2013 - 02/20/2013

Meet Scores

MALE TEAM Age Group 11 - 13			
1	BEACONSFIELD HS	BHS	64.500
2	JOHN PAUL 1 HS	JP1	58.000
3	HOWARD S BILLINGS HS	HSB	55.000
4	LAURENHILL ACADEMY	LAUR	34.000
5	BEURLING ACADEMY	BA	28.000
6	ROYAL WEST ACADEMY	ROY	9.500
7	ROYAL VALE HS	RVAL	7.000
8	PIERREFONDS COMP HS	PCHS	6.000
9	KAHNAWAKE SURVIVAL S	KSS	1.000
MALE TEAM Age Group 14 - 15			
1	ST THOMAS HS	STT	50.500
2	PIERREFONDS COMP HS	PCHS	48.500
3	LAURENHILL ACADEMY	LAUR	42.000
4	LOWER CANADA COLLEGE	LCC	36.000
5	BEURLING ACADEMY	BA	17.000
6	LINDSAY PLACE HS	LPHS	16.000
7	BEACONSFIELD HS	BHS	14.000
8	LASALLE COM COMP HS	LCCH	11.000
8	ROYAL WEST ACADEMY	ROY	11.000
10	HOWARD S BILLINGS HS	HSB	8.000
11	ROYAL VALE HS	RVAL	4.000
12	LESTER B PEARSON HS	LBP	3.000
MALE TEAM Age Group 16 - 18			
1	HOWARD S BILLINGS HS	HSB	51.500
2	LAURENHILL ACADEMY	LAUR	50.500
3	ROYAL WEST ACADEMY	ROY	31.500
4	BEACONSFIELD HS	BHS	21.000
5	LINDSAY PLACE HS	LPHS	20.000
5	PIERREFONDS COMP HS	PCHS	20.000
7	LASALLE COM COMP HS	LCCH	16.500
8	HERZLIAH HS	HZHS	13.000
9	ST THOMAS HS	STT	12.000
10	LESTER B PEARSON HS	LBP	10.000
10	ROYAL VALE HS	RVAL	10.000
12	JOHN F KENNEDY HS	JFK	3.000

13	BEURLING ACADEMY	BA	2.000
13	LAURIER MACDONALD HS	LMAC	2.000
15	KAHNAWAKE SURVIVAL S	KSS	1.000

MALE INDIVIDUAL Age Group 11 - 13

1	MONTANO, NATHAN	BEURLING ACADEMY	28.000
2	RATCLIFFE, CAELAN	BEACONSFIELD HS	19.000
3	KOUBAI, IGRA	JOHN PAUL 1 HS	18.000
4	MURPHY-GREAVES, JAYLAN	HOWARD S BILLINGS HS	14.000
5	SIXTA, NICHOLAS	HOWARD S BILLINGS HS	12.000
5	WEEKES-LUMSDEN, MEKHI	BEACONSFIELD HS	12.000
7	ROSSITER, GRAHAM	HOWARD S BILLINGS HS	11.000
8	ZOLYNYIAK, BRANDON	BEACONSFIELD HS	10.000
8	SINNARAJAH, THULACITHAN	LAURENHILL ACADEMY	10.000
10	ESTEVEZ-PEREZ, NICOLAS	LAURENHILL ACADEMY	9.000
10	SCHIPANO, DOMENICO	JOHN PAUL 1 HS	9.000
12	MCGAUGH, JACOB	BEACONSFIELD HS	8.000
13	CALADO-LUKE, BRANDON	HOWARD S BILLINGS HS	7.000
13	RIVAS, ENRIQUE	LAURENHILL ACADEMY	7.000
13	SEGUIN, KURT	JOHN PAUL 1 HS	7.000
13	TARANTINO, ADAMO	JOHN PAUL 1 HS	7.000
17	CASSELLA, FABRIZIO	JOHN PAUL 1 HS	6.000
17	MONTMINY, ALEC	BEACONSFIELD HS	6.000
19	TURTURRO, NICHOLAS	JOHN PAUL 1 HS	5.000
20	DELIS, PETER	ROYAL WEST ACADEMY	4.000
20	KONG, NORMAN	ROYAL WEST ACADEMY	4.000
20	CYR, WILLIAM	HOWARD S BILLINGS HS	4.000
20	MULLINS-GRANT, ANDREW	PIERREFONDS COMP HS	4.000
20	CHARLES, MICHAEL	ROYAL VALE HS	4.000
25	DESAULNIERS, NICOLAS	BEACONSFIELD HS	3.500
26	ROYE, KYLE	ROYAL VALE HS	2.000
26	VICTORIA, JUDE	LAURENHILL ACADEMY	2.000
26	STEA, GINO	JOHN PAUL 1 HS	2.000
26	TORTOSA, SEBASTIAN	BEACONSFIELD HS	2.000
30	KOCHARSKI, NOAH	ROYAL WEST ACADEMY	1.500
31	STYRES, NICHOLAS	KAHNAWAKE SURVIVAL S	1.000
31	RIZZUTO, MARCO	LAURENHILL ACADEMY	1.000
31	LANTHIER, DANIEL	ROYAL VALE HS	1.000
31	STEPHENS, JOSHUA	JOHN PAUL 1 HS	1.000

MALE INDIVIDUAL Age Group 14 - 15

1	MAKAROV, MAX	LOWER CANADA COLLEGE	21.500
2	SACKSNER, JACOB	ST THOMAS HS	21.000
3	GOULD, ETHAN	ST THOMAS HS	13.500
3	SANANES, MIKE	LOWER CANADA COLLEGE	13.500
3	BIOVIN, MARC-ANDRE	PIERREFONDS COMP HS	13.500
6	KESBA, ANICE	BEURLING ACADEMY	10.000
6	YARDLEY-JONES, AIDAN	PIERREFONDS COMP HS	10.000

8	WEEKES, MALCOLM	LASALLE COM COMP HS	9.000
9	ENG-MITCHELL, JING	LINDSAY PLACE HS	8.000
10	STEINBERG, DIASON	ST THOMAS HS	7.000
10	COULOMBE, JAHFARI	LAURENHILL ACADEMY	7.000
10	DALY, MATTHEW	ROYAL WEST ACADEMY	7.000
10	OCCHICONE, DIEGO	BEACONSFIELD HS	7.000
10	VAROUTSOS, JOHN	LAURENHILL ACADEMY	7.000
15	AZIZ, TAOFIQ	LAURENHILL ACADEMY	6.000
15	BOIVIN, MATHIEY	PIERREFONDS COMP HS	6.000
15	MCGHIE, KADEEM	PIERREFONDS COMP HS	6.000
18	LEE-MARCHAND, NICHOLAS	ST THOMAS HS	5.000
18	VOUTSINAS, ANDREW	LAURENHILL ACADEMY	5.000
18	ENFEDAQUE, SEAN	LINDSAY PLACE HS	5.000
21	CHHIMA, SHIVJIT	PIERREFONDS COMP HS	4.000
21	MARCHAND, ALEXANDRE	LAURENHILL ACADEMY	4.000
21	CHUNG, CHRIS	ROYAL WEST ACADEMY	4.000
21	MONTMINY, SAMUEL	BEACONSFIELD HS	4.000
21	KARABATSOS, DENNIS	LAURENHILL ACADEMY	4.000
21	WYNTER, CHAY	ROYAL VALE HS	4.000
27	PETERS, JAMES	ST THOMAS HS	3.000
27	POMERANZ, ANDREW	BEACONSFIELD HS	3.000
27	MCCLEMENT, ANDREW	LINDSAY PLACE HS	3.000
27	ZADABBASKARI, SHERVIN	LESTER B PEARSON HS	3.000
27	TRIGONAKIS, STEVEN	LAURENHILL ACADEMY	3.000
27	BERLINQUETTE, DANIEL	HOWARD S BILLINGS HS	3.000
33	KAYE-HINVES, SCOTT	HOWARD S BILLINGS HS	2.000
33	COLLIGAN, RYAN	LASALLE COM COMP HS	2.000
33	GROVER, AKSHOU	PIERREFONDS COMP HS	2.000
33	PATEL, MUHAN	LAURENHILL ACADEMY	2.000
37	MANGET, MATTHEW	BEURLING ACADEMY	1.000
37	BRUZZESE, JOEY	ST THOMAS HS	1.000
37	BOUCHER-CHAREST, THOMAS	LOWER CANADA COLLEGE	1.000
37	FATOUROS, JIMMY	BEURLING ACADEMY	1.000

MALE INDIVIDUAL Age Group 16 - 18

1	TRENCH, TROY	HOWARD S BILLINGS HS	31.000
2	COOPER, CHARLES	ROYAL WEST ACADEMY	21.000
2	WILLIAMS, RASHAAN	BEACONSFIELD HS	21.000
4	SASSI, PHILIP	LAURENHILL ACADEMY	20.000
5	BROWN, JONATHAN	LINDSAY PLACE HS	13.000
5	ELBAZ, JONAH	HERZLIAH HS	13.000
7	MARCOTTE, MICHAEL	HOWARD S BILLINGS HS	11.000
8	SARNO, DAVID	LESTER B PEARSON HS	10.000
9	RAGOLAN, SAIYANTH	PIERREFONDS COMP HS	9.000
10	LACROIX-HULL, BRANDON	LASALLE COM COMP HS	8.000
11	AGYEMANG, TERRANCE	PIERREFONDS COMP HS	7.000
11	QUERCIA, DAVID	LINDSAY PLACE HS	7.000

11 DENIS, LAMOND	ROYAL VALE HS	7.000
14 JULIEN, JUSTIN	LASALLE COM COMP HS	5.500
15 SEINET CONNORS, DYLAN	LAURENHILL ACADEMY	5.000
15 BRUNO, GABRIEL	LAURENHILL ACADEMY	5.000
17 MULLIN, SHANE	ST THOMAS HS	4.000
17 HOLMES, KEVANTE	LAURENHILL ACADEMY	4.000
17 COTE-KING, THOMAS	ST THOMAS HS	4.000
17 ROSEN, ADAM	ST THOMAS HS	4.000
17 MCMULLAN, JORDAN	HOWARD S BILLINGS HS	4.000
22 PANDE, HITESH	ROYAL WEST ACADEMY	3.500
23 HORSFORD, BRANDON	LASALLE COM COMP HS	3.000
23 SCIPIO, KEZIAH	LAURENHILL ACADEMY	3.000
25 MALABORSA, SIMON	LAURENHILL ACADEMY	2.500
26 QURESHI, ANAS	LAURENHILL ACADEMY	2.000
26 BERGERON, JONATHAN	HOWARD S BILLINGS HS	2.000
26 WATTS, MICAH	LAURENHILL ACADEMY	2.000
26 BELEVANCE, JAY	JOHN F KENNEDY HS	2.000
26 JULIEN, JUSTIN	BEURLING ACADEMY	2.000
26 BROTMAN, RYAN	ROYAL WEST ACADEMY	2.000
32 DOHERTY, SHAYNE	HOWARD S BILLINGS HS	1.500
33 ST. JEAN, DWAYNE	HOWARD S BILLINGS HS	1.000
33 GOODLEAF, SKAHTEHRIIO	KAHNAWAKE SURVIVAL S	1.000
33 JACQUES, GHANDI	JOHN F KENNEDY HS	1.000

Girls Indoor Track & Field Meet 2013

Tuesday, February 12th, 2013

Cente Claude Robillard

12/02/2013 - 12/02/2013

Meet Results

[Ev# 1 GIRLS 11-13 60m Dash](#)
[Ev# 5 GIRLS 11-13 1500m Run](#)
[Ev# 9 GIRLS 11-13 High Jump](#)
[Ev# 13 GIRLS 14-15 60m Dash](#)
[Ev# 17 GIRLS 14-15 1500m Run](#)
[Ev# 21 GIRLS 14-15 High Jump](#)
[Ev# 25 GIRLS 16-18 60m Dash](#)
[Ev# 29 GIRLS 16-18 1500m Run](#)
[Ev# 33 GIRLS 16-18 High Jump](#)

[Ev# 2 GIRLS 11-13 200m Run](#)
[Ev# 6 GIRLS 11-13 3000m Run](#)
[Ev# 10 GIRLS 11-13 Long Jump](#)
[Ev# 14 GIRLS 14-15 200m Run](#)
[Ev# 18 GIRLS 14-15 3000m Run](#)
[Ev# 22 GIRLS 14-15 Long Jump](#)
[Ev# 26 GIRLS 16-18 200m Run](#)
[Ev# 30 GIRLS 16-18 3000m Run](#)
[Ev# 34 GIRLS 16-18 Long Jump](#)

[Ev# 3 GIRLS 11-13 400m Run](#)
[Ev# 7 GIRLS 11-13 60m Hurdles](#)
[Ev# 11 GIRLS 11-13 Triple Jump](#)
[Ev# 15 GIRLS 14-15 400m Run](#)
[Ev# 19 GIRLS 14-15 60m Hurdles](#)
[Ev# 23 GIRLS 14-15 Triple Jump](#)
[Ev# 27 GIRLS 16-18 400m Run](#)
[Ev# 31 GIRLS 16-18 60m Hurdles](#)
[Ev# 35 GIRLS 16-18 Triple Jump](#)

[Ev# 4 GIRLS 11-13 800m Run](#)
[Ev# 8 GIRLS 11-13 4x200m Relay](#)
[Ev# 12 GIRLS 11-13 Shot Put](#)
[Ev# 16 GIRLS 14-15 800m Run](#)
[Ev# 20 GIRLS 14-15 4x200m Relay](#)
[Ev# 24 GIRLS 14-15 Shot Put](#)
[Ev# 28 GIRLS 16-18 800m Run](#)
[Ev# 32 GIRLS 16-18 4x200m Relay](#)
[Ev# 36 GIRLS 16-18 Shot Put](#)

[\[Top of Page\]](#) [\[Event List\]](#)

Event 1 GIRLS 11-13 60m Dash

FINALS

MARK	NAME		TEAM
8.83	1 WILLIAMS, KAYLYN	12	HSB
8.95	2 GUILLAUME, MARY JANE	12	JP1
8.98	3 LIN, JULIANA	12	ROY
9.07	4 ALLEN BECKLES, KEIYA	12	LCCH
9.09	5 JOHN, KATHLEEN	12	BHS
9.10	6 REID, KYANNA	12	PCHS
9.26	7 PELLING, LILY	12	STT
9.30	8 LUDWICK, MIKAELA	12	LCC
9.31	9 DEV, SAKSHI	12	PCHS
9.32	10 DUNSMORE, CHARLOTTE	12	HSB
9.40	11 SLAWASKA, NATASHA	12	STT
9.46	12 PAPANASTASIOU, ALEXA	12	LCC

PRELIMS

1	WILLIAMS, KAYLYN	12	HSB
---	------------------	----	-----

8.78	Q			
	2	JOHN, KATHLEEN	12	BHS
9.02	Q			
	2	ALLEN BECKLES, KEIYA	12	LCCH
9.02	Q			
	4	SLAWASKA, NATASHA	12	STT
9.04	Q			
	5	GUILLAUME, MARY JANE	12	JP1
9.07	Q			
	6	LIN, JULIANA	12	ROY
9.10	Q			
	6	REID, KYANNA	12	PCHS
9.10	Q			
	8	PELLING, LILY	12	STT
9.15	Q			
	9	LUDWICK, MIKAELA	12	LCC
9.16	Q			
	10	DEV, SAKSHI	12	PCHS
9.18	Q			
	11	DUNSMORE, CHARLOTTE	12	HSB
9.19	Q			
	12	PAPANASTASIOU, ALEXA	12	LCC
9.24	Q			
	13	TURNER, CARLY	12	LCC
9.30				
	14	WETTRE-MAHEU, LIVIE	12	VILL
9.31				
	15	ELO-OSSEBI, MOUASSENE	12	HSB
9.32				
	16	WILLIAMS, SHANELLE	12	BHS
9.33				
	17	GAGNE, SHAMYA	12	BA
9.35				
	18	AGOZZINO, ALEXANDRA	12	JP1
9.38				
	18	GOTH, MEAGAN	12	LCC
9.38				
	20	GELASTOPOULOS, ALEXANDRA	12	ROY
9.39				
	21	BEAUCHAMP, KELSEY	12	PCHS
9.45				
	22	BERGER, AMANDA	12	RHS
9.48				
	23	MAIHOT, TIFFANY	12	LAUR
9.51				
	24	DUBOIS, SARAH	12	STT
9.54				
	24	AGOZZINO, VICTORIA	12	JP1
9.54				
	26	SALVONI, VANESSA	12	JP1
9.56				
	27	SINGER, ILANA	12	LCC
9.59				
	28	CABALLERO, ALYSHA	12	MACD
9.62				
	29	GIANFELICE, CHRISTINE	12	VILL
9.69				
	30	JEAN, ROMIRCA	12	RHS
9.73				
	30	RETTINO, SAMANTHA	12	PCHS
9.73				
	32	TAPIERO, EMILIE	12	HZHS
9.76				
	33	MALANDLUCCOLO, KRISTA	12	STT

9.90				
	34	HUNT, NATASHA	12	MACD
9.91				
	35	VACCARO, ALISSA	12	JP1
9.94				
	36	WILKINSON, BAILY	12	HSB
9.99				
	37	HOUGH, VICTORIA	12	VILL
10.00				
	38	DERHY, KELLY	13	HZHS
10.06				
	39	VELENOSI, ALEXIA	12	VILL
10.09				
	40	AREOLA, STEPHANIE	12	STT
10.16				
	41	WAN, JANE	12	ROY
10.17				
	42	CHEMTOV, BEATRICE	12	ROY
10.23				
	43	ABRAMS, BRIELLE	12	BA
10.29				
	44	VYBIHAL, BETHANY	12	STT
10.31				
	45	LALONDE, JACYNTHE	12	PCHS
10.32				
	46	LYNCH, JENNIFER	12	ROY
10.34				
	47	THIBAULT, MELINA	12	VILL
10.40				
	48	ALESSI, VERONICA	12	JP1
10.49				
	49	DELLA ROCCA, CASSANDRA	12	ROY
10.56				
	50	TAPIERO, ANABELLE	12	HZHS
10.86				
	51	MALHI, MAIRA	12	PCHS
10.88				
	52	LOPEZ, ARECELY	12	JFK
11.00				
	53	MOUGIOS, ZOE	12	VILL
11.03				
	54	MALKA, NAOMI	13	HZHS
11.04				
	55	BILODEAU, KAYLA	12	MACD
11.60				
	55	KO, CLAIRE	12	RVAL
11.60				
	57	UPSHAW-RUFFNER, INDIA	12	HSB
12.40				

[\[Top of Page\]](#) [\[Event List\]](#)

Event 2 GIRLS 11-13 200m Run

MARK		NAME		TEAM
	1	WILLIAMS, KAYLYN	12	HSB
29.30				
	2	JOHN, KATHLEEN	12	BHS
29.90				

30.13	3	ALLEN BECKLES, KEIYA	12	LCCH
30.30	4	REID, KYANNA	12	PCHS
30.66	5	LIN, JULIANA	12	ROY
30.77	6	GUILLAUME, MARY JANE	12	JP1
31.08	7	PAPANASTASIOU, ALEXA	12	LCC
31.09	8	ELO-OSSEBI, MOUASSENE	12	HSB
31.14	9	AGOZZINO, ALEXANDRA	12	JP1
31.18	10	WILLIAMS, SHANELLE	12	BHS
31.58	11	DUNSMORE, CHARLOTTE	12	HSB
31.63	12	DEV, SAKSHI	12	PCHS
31.69	13	AGOZZINO, VICTORIA	12	JP1
31.71	14	LUDWICK, MIKAELA	12	LCC
31.77	15	GAGNE, SHAMYA	12	BA
31.98	16	CALABRESE, ANDREA	12	ROY
32.26	17	GIANFELICE, CHRISTINE	12	VILL
32.36	18	BEAUCHAMP, KELSEY	12	PCHS
32.40	19	WETTRE-MAHEU, LIVIE	12	VILL
32.57	20	GAUTHIER, AMELIA	12	STT
32.77	21	MAIHOT, TIFFANY	12	LAUR
32.77	21	MARCOGLIESE-PEREZ, FRANCE	12	BHS
32.78	23	SALVONI, VANESSA	12	JP1
32.92	24	TURNER, CARLY	12	LCC
33.02	25	HUNT, NATASHA	12	MACD
33.14	26	RETTINO, SAMANTHA	12	PCHS
33.22	27	SWAILES, MADISON	12	STT
33.51	28	GOTH, MEAGAN	12	LCC
33.61	29	SINGER, ILANA	12	LCC
33.74	30	JACQUES, CAMILLE	12	HSB
33.77	31	JEAN, ROMIRCA	12	RHS
34.06	32	TAPIERO, EMILIE	12	HZHS
34.20	33	GELASTOPOULOS, ALEXANDRA	12	ROY
34.29	34	MAKINSON, GRACE	12	STT

34.38	35	AREOLA, STEPHANIE	12	STT
34.42	36	CABALLERO, ALYSHA	12	MACD
34.46	37	GULLI, IGNALIA	12	STT
35.00	38	DERHY, KELLY	13	HZHS
35.09	39	BERGER, AMANDA	12	RHS
35.12	40	LALONDE, JACYNTHE	12	PCHS
35.56	41	VACCARO, ALISSA	12	JP1
35.60	42	THIBAULT, MELINA	12	VILL
35.68	43	MALHI, MAIRA	12	PCHS
35.76	44	ABRAMS, BRIELLE	12	BA
35.84	45	WILKINSON, BAILY	12	HSB
36.51	46	PENNIMPEDE, CELIA	12	VILL
36.73	47	ANNUNZIATA, ANNABEL	12	VILL
37.17	48	REA, LAURA	12	VILL
37.31	49	LAFHAMME, ELIZABETH	12	STT
37.54	50	EALOCK, KAYLA	12	ROY
37.95	51	DAVIDSON, KATHLEEN	12	HSB
38.17	52	LOPEZ, ARECELY	12	JFK
38.25	53	ALESSI, VERONICA	12	JP1
38.78	54	MALKA, NAOMI	13	HZHS
39.74	55	TAPIERO, ANABELLE	12	HZHS
40.26	56	THANOPOULOS, GEORGIA	12	ROY
41.91	57	ST-LAURENT, EMILY	12	ROY
44.08	58	BILODEAU, KAYLA	12	MACD

[\[Top of Page\]](#) [\[Event List\]](#)

Event 3 GIRLS 11-13 400m Run

MARK		NAME		TEAM
	1	WILLIAMS, KAYLYN	12	HSB
1:11.63	2	REID, KYANNA	12	PCHS
1:12.24	3	MAZZARELLO, OLIVIA	12	ROY

1:16.53	4	DUNSMORE, CHARLOTTE	12	HSB
1:16.69	5	RAE, JESSE	12	STT
1:16.92	6	HUNT, NATASHA	12	MACD
1:18.23	7	SABINI, RENATA	12	ROY
1:18.41	8	PAPANASTASIOU, ALEXA	12	LCC
1:18.44	9	ROBERT-HOSEIN, SADE	12	LAUR
1:19.30	10	LUDWICK, MIKAELA	12	LCC
1:19.59	11	TURNER, CARLY	12	LCC
1:20.03	12	BLANCHET, NATACHA	12	VILL
1:20.40	13	BERGER, AMANDA	12	RHS
1:20.68	14	CALABRESE, ANDREA	12	ROY
1:21.03	15	ROBERGE-CARRINGTON, KAMY	12	LCC
1:21.23	16	GOTH, MEAGAN	12	LCC
1:23.31	17	LOPATO, JULIA	13	LAUR
1:23.44	18	JACQUES, CAMILLE	12	HSB
1:23.77	19	MALHI, MAIRA	12	PCHS
1:24.76	20	MARRA, ELIANA	12	RHS
1:24.84	21	SALVONI, VANESSA	12	JP1
1:26.14	22	KAPLAN, ALYANA	12	LCC
1:27.62	23	WILSON, BRIANNA	12	MACD
1:27.70	24	GULLI, IGNALIA	12	STT
1:28.05	25	RUIBAL, LUANDA	12	JP1
1:29.77	26	LYNCH, JENNIFER	12	ROY
1:30.19	27	MAKINSON, GRACE	12	STT
1:31.65	28	COUGHLIN, STEPHANIE	12	STT
1:32.20	29	DAVIDSON, KATHLEEN	12	HSB
1:32.32	30	PENNIMPEDE, CELIA	12	VILL
1:32.78	31	PERNATOZZI, DANIELLA	12	VILL
1:33.36	32	ANNUNZIATA, ANNABEL	12	VILL
1:35.59	33	SWAILES, MADISON	12	STT
1:41.63	33	THANOPOULOS, GEORGIA	12	ROY
1:41.63	35	MONTESANO, KATHERINE	12	JP1

1:45.36			
36	CICCOTOSTO, ALESSANDRA	12	JP1
2:01.36			
37	GAUTHIER, AMELIA	12	STT
11:58.74			
	ESPOSITO, CELIA	12	JP1
DNF			

[\[Top of Page\]](#) [\[Event List\]](#)

Event 4 GIRLS 11-13 800m Run

MARK	NAME		TEAM
	1 WILLIAMS, KAYLYN	12	HSB
2:48.93	2 RAE, JESSE	12	STT
2:50.53	3 GAUTHIER, AMELIA	12	STT
2:56.12	4 BAILLAIRGE, AUDREY	12	ROY
3:02.45	5 MAZZARELLO, OLIVIA	12	ROY
3:03.75	6 KALDIS, EFFIE	12	LAUR
3:06.15	7 MARCOGLIESE-PEREZ, FRANCE	12	BHS
3:06.36	8 SABINI, RENATA	12	ROY
3:08.92	9 KNENNOUF, LEILA	12	JP1
3:09.41	10 HOUGH, VICTORIA	12	VILL
3:10.14	11 HORNSTEIN-ERRINGTON, GEMM	12	VILL
3:10.26	12 ROBERGE-CARRINGTON, KAMY	12	LCC
3:11.13	13 MCDONALD, LAUREN	12	STT
3:11.70	14 STRICKLAND, LILY	12	VILL
3:13.72	15 MARRA, ELIANA	12	RHS
3:14.01	16 LAFLAMME, ELIZABETH	12	STT
3:14.64	17 ROBERT-HOSEIN, SADE	12	LAUR
3:14.89	18 BROCHU, ZAYNA	12	ROY
3:14.91	19 LAZARIS, KATERINA	12	LAUR
3:15.53	20 WETTRE-MAHEU, LIVIE	12	VILL
3:21.86	21 LOPATO, JULIA	13	LAUR
3:23.53	22 MIGNACCA, ERIKA	12	JP1
3:25.20	23 KAPLAN, ALYANA	12	LCC
3:25.54			

3:26.87	24	WILSON, BRIANNA	12	MACD
3:29.95	25	MONTUORI, ALEXIA	12	JP1
3:32.87	26	PERNATOZZI, DANIELLA	12	VILL
3:37.85	27	RUIBAL, LUANDA	12	JP1
3:38.80	28	KO, CLAIRE	12	RVAL
3:41.14	29	BLANCHET, NATACHA	12	VILL
4:08.30	30	BISAILLON, SARNAI	12	STT
4:08.70	31	MONTESANO, KATHERINE	12	JP1
4:37.24	32	BILODEAU, KAYLA	12	MACD
DNF		BELAIR, SELINA	12	JP1
DNF		PARIS-CHIPMAN, QUAZINA	12	STT

[\[Top of Page\]](#) [\[Event List\]](#)

Event 5 GIRLS 11-13 1500m Run

MARK		NAME		TEAM
5:56.81	1	RAE, JESSE	12	STT
6:17.04	2	HOUGH, VICTORIA	12	VILL
6:17.11	3	HORNSTEIN-ERRINGTON, GEMM12		VILL
6:29.05	4	KNENNOUF, LEILA	12	JP1
6:32.67	5	KALDIS, EFFIE	12	LAUR
6:33.96	6	AGOZZINO, ALEXANDRA	12	JP1
6:41.94	7	BAILLAIRGE, AUDREY	12	ROY
6:43.49	8	VACCARO, ALISSA	12	JP1
6:49.00	9	AREOLA, STEPHANIE	12	STT
6:52.30	10	TURNER, CARLY	12	LCC
6:59.88	11	SALVONI, VANESSA	12	JP1
7:00.13	12	PERNATOZZI, DANIELLA	12	VILL
7:07.47	13	MAKINSON, GRACE	12	STT
7:12.90	14	FRACASSI, NATASHA	12	BHS
7:17.22	15	LAZARIS, KATERINA	12	LAUR
	16	KAPLAN, ALYANA	12	LCC

7:22.46			
17	DA CHAO, KARA	12	ROY
7:25.01			
18	MONTUORI, ALEXIA	12	JP1
7:28.51			
19	DUNLOP, VICTORIA	12	BHS
7:31.15			

[\[Top of Page\]](#) [\[Event List\]](#)

Event 6 GIRLS 11-13 3000m Run

MARK	NAME		TEAM	
	1	VACCARO, ALISSA	12	JP1
13:05.58				
	2	HORNSTEIN-ERRINGTON, GEMM12		VILL
13:08.28				
	3	KNENNOUF, LEILA	12	JP1
13:15.46				
	4	PERNATOZZI, DANIELLA	12	VILL
13:34.27				
	5	FRACASSI, NATASHA	12	BHS
14:29.18				
	6	DUNLOOP, VICTORIA	12	BHS
14:30.80				
		DA CHAO, KARA	12	ROY
DNF				
		ESPOSITO, CELIA	12	JP1
DNF				

[\[Top of Page\]](#) [\[Event List\]](#)

Event 7 GIRLS 11-13 60m Hurdles

MARK	NAME		TEAM	
	1	GUILLAUME, MARY JANE	12	JP1
11.05				
	2	SLAWASKA, NATASHA	12	STT
12.08				
	3	AGOZZINO, ALEXANDRA	12	JP1
12.30				
	4	BERGER, AMANDA	12	RHS
12.68				
	5	ALLEN BECKLES, KEIYA	12	LCCH
12.74				
	6	BEAUCHAMP, KELSEY	12	PCHS
12.84				
	6	PELLING, LILY	12	STT
12.84				
	8	HORN, LYLEE	12	HSB
12.87				
	9	MALHI, MAIRA	12	PCHS
12.89				
	10	DUBOIS, SARAH	12	STT

13.32			
	11	FRACASSI, NATASHA	12 BHS
13.43			
	12	STRICKLAND, LILY	12 VILL
13.47			
	13	MALANDLUCCOLO, KRISTA	12 STT
13.52			
	14	DUNLOOP, VICTORIA	12 BHS
13.60			
	15	AGOZZINO, VICTORIA	12 JP1
13.62			
	16	JEAN, ROMIRCA	12 RHS
13.64			
	17	VYBIHAL, BETHANY	12 STT
13.83			
	18	HOUGH, VICTORIA	12 VILL
14.14			
	19	KNENNOUF, LEILA	12 JP1
14.57			
	20	SALVONI, VANESSA	12 JP1
14.61			
	21	ANNUNZIATA, ANNABEL	12 VILL
14.66			
	22	REA, LAURA	12 VILL
14.75			
	23	RUIBAL, LUANDA	12 JP1
14.80			
	24	CHEMTOV, BEATRICE	12 ROY
14.81			
	25	DELLA ROCCA, CASSANDRA	12 ROY
14.82			
	26	MALKA, NAOMI	13 HZHS
14.88			
	27	BLEHO, HAYLEY	12 ROY
15.03			
	28	LYNCH, JENNIFER	12 ROY
15.34			
	29	EALOCK, KAYLA	12 ROY
15.74			
	30	DAVIDSON, KATHLEEN	12 HSB
17.10			
	31	MCDONALD, LAUREN	12 STT
19.38			
	32	KO, CLAIRE	12 RVAL
19.86			
	33	MARRA, ELIANA	12 RHS
21.16			

[\[Top of Page\]](#) [\[Event List\]](#)

Event 8 GIRLS 11-13 4x200m Relay

MARK	NAME	TEAM
	1	HOWARD S BILLINGS HS A
2:10.82		HSB
	2	PIERREFONDS COMP HS A
2:10.88		PCHS
	3	BEACONSFIELD HS A
2:12.00		BHS

2:13.99	4	ROYAL WEST ACADEMY A	ROY
	5	ST THOMAS HS A	STT
2:14.39			
	6	LOWER CANADA COLLEGE A	LCC
2:15.19			
	7	JOHN PAUL 1 HS A	JP1
2:20.78			
	8	VILLA MARIA HS A	VILL
2:23.75			
	9	MACDONALD HS A	MACD
2:41.39			

[\[Top of Page\]](#) [\[Event List\]](#)

Event 9 GIRLS 11-13 High Jump

MARK		NAME		TEAM
	1	GUILLAUME, MARY JANE	12	JP1
1.35m				
	2	FRACASSI, NATASHA	12	BHS
1.35m				
	3	DUNSMORE, CHARLOTTE	12	HSB
1.20m				
	4	WILKINSON, BAILY	12	HSB
1.20m				
	5	ELO-OSSEBI, MOUASSENE	12	HSB
1.15m				
	6	DELLA ROCCA, CASSANDRA	12	ROY
1.15m				
	7	THOMAS, LINDSAY	12	STT
1.10m				
	8	AGOZZINO, ALEXANDRA	12	JP1
1.10m				
	9	VELENOSI, ALEXIA	12	VILL
1.10m				
	9	DAVIDSON, KATHLEEN	12	HSB
1.10m				
	11	EALOCK, KAYLA	12	ROY
1.00m				
	11	AGOZZINO, VICTORIA	12	JP1
1.00m				
	11	KNENNOUF, LEILA	12	JP1
1.00m				
	11	VACCARO, ALISSA	12	JP1
1.00m				
	11	BAILLAIRGE, AUDREY	12	ROY
1.00m				
	11	COUGHLIN, STEPHANIE	12	STT
1.00m				
	11	JEAN, ROMIRCA	12	RHS
1.00m				
	11	MARRA, ELIANA	12	RHS
1.00m				
	11	STRICKLAND, LILY	12	VILL
1.00m				
	11	DUNLOOP, VICTORIA	12	BHS
1.00m				
		LAFHAMME, ELIZABETH	12	STT

NM	SALVONI, VANESSA	12	JP1
NM	BISAILLON, SARNAI	12	STT
NM			

[\[Top of Page\]](#) [\[Event List\]](#)

Event 10 GIRLS 11-13 Long Jump

MARK	NAME		TEAM	
1	SABINI, RENATA	12	ROY	
4.04m	2	TURNER, CARLY	12	LCC
3.79m	3	JOHN, KATHLEEN	12	BHS
3.76m	4	DUNSMORE, CHARLOTTE	12	HSB
3.65m	5	PAPANASTASIOU, ALEXA	12	LCC
3.56m	6	LUDWICK, MIKAELA	12	LCC
3.56m	7	FRACASSI, NATASHA	12	BHS
3.35m	8	DELLA ROCCA, CASSANDRA	12	ROY
3.30m	9	REID, KYANNA	12	PCHS
3.30m	10	ROBERGE-CARRINGTON, KAMY	12	LCC
3.29m	11	BAILLAIRGE, AUDREY	12	ROY
3.23m	12	TAPIERO, EMILIE	12	HZHS
3.20m	12	ELO-OSSEBI, MOUASSENE	12	HSB
3.20m	14	MONTUORI, ALEXIA	12	JP1
3.18m	15	BERGER, AMANDA	12	RHS
3.14m	15	SLAWASKA, NATASHA	12	STT
3.14m	17	MALHI, MAIRA	12	PCHS
3.12m	18	STRICKLAND, LILY	12	VILL
3.10m	18	RAE, JESSE	12	STT
3.10m	20	LAFLAMME, ELIZABETH	12	STT
2.93m	21	BELAIR, SELINA	12	JP1
2.90m	21	GELASTOPOULOS, ALEXANDRA	12	ROY
2.90m	23	ALESSI, VERONICA	12	JP1
2.89m	24	ABRAMS, BRIELLE	12	BA
2.88m				

2.82m	25	ESPOSITO, CELIA	12	JP1
2.77m	26	DERHY, KELLY	13	HZHS
2.77m	26	MALKA, NAOMI	13	HZHS
2.63m	28	ALLEN BECKLES, KEIYA	12	LCCH
2.40m	29	COUGHLIN, STEPHANIE	12	STT
2.40m	29	LOPEZ, ARECELY	12	JFK
2.10m	31	WALLWORK, REBECCA	12	BHS
1.14m	32	TAPIERO, ANABELLE	12	HZHS

[\[Top of Page\]](#) [\[Event List\]](#)

Event 11 GIRLS 11-13 Triple Jump

MARK		NAME		TEAM
8.06m	1	FRACASSI, NATASHA	12	BHS
7.66m	2	LIN, JULIANA	12	ROY
7.17m	3	TURNER, CARLY	12	LCC
6.99m	4	DUNLOOP, VICTORIA	12	BHS
6.66m	5	BROCHU, ZAYNA	12	ROY
6.59m	6	WILKINSON, BAILY	12	HSB
6.55m	7	MONTUORI, ALEXIA	12	JP1
6.38m	8	MIGNACCA, ERIKA	12	JP1
5.98m	9	REID, KYANNA	12	PCHS
5.85m	10	BELAIR, SELINA	12	JP1
5.06m	11	BISAILLON, SARNAI	12	STT
NM		ESPOSITO, CELIA	12	JP1
NM		MALHI, MAIRA	12	PCHS
NM		BLEHO, HAYLEY	12	ROY

[\[Top of Page\]](#) [\[Event List\]](#)

Event 12 GIRLS 11-13 Shot Put

NAME	TEAM
------	------

MARK

8.93m	1	GUILLAUME, MARY JANE	12	JP1
8.17m	2	CHEMTOV, BEATRICE	12	ROY
7.71m	3	CICCOTOSTO, ALESSANDRA	12	JP1
7.42m	4	FRACASSI, NATASHA	12	BHS
6.80m	5	BLEHO, HAYLEY	12	ROY
6.79m	6	WALLWORK, REBECCA	12	BHS
6.42m	7	MROZEK, MARTHA	12	STT
6.24m	8	DUNLOOP, VICTORIA	12	BHS
5.86m	9	UPSHAW-RUFFNER, INDIA	12	HSB
5.81m	10	ALESSI, VERONICA	12	JP1
5.68m	11	AREOLA, STEPHANIE	12	STT
5.60m	12	CALABRESE, ANDREA	12	ROY
5.07m	13	MONTUORI, ALEXIA	12	JP1
5.02m	14	VACCARO, ALISSA	12	JP1
4.79m	15	SALVONI, VANESSA	12	JP1

[\[Top of Page\]](#) [\[Event List\]](#)

Event 13 GIRLS 14-15 60m Dash
FINALS

MARK		NAME		TEAM
8.08	1	SAVOURY, JORDAN	15	LCCH
8.53	2	JOHN, MAYA	15	BHS
8.64	3	GEAREY, HAILEY	15	HSB
8.71	4	GIOUZELIS, PAMELA	15	VILL
8.88	5	SILEROVA, DANA	15	MACD
8.98	6	SMITH, EMMA	15	STT
9.00	7	FERRI, GEORDAN	15	STT
9.00	7	LAZARIS, CHRISTINA	15	LAUR
9.04	9	KATEB, JEANNE-MARIE	15	PCHS
	10	ARMSTRONG, SARAH	15	STT

9.08	11	BRAYTON, SHAWNA	15	HSB
9.11	12	PARKS, TYANNAH	15	LCCH
9.24				

PRELIMS

	1	SAVOURY, JORDAN	15	LCCH
8.10	Q			
	2	GEAREY, HAILEY	15	HSB
8.53	Q			
	3	JOHN, MAYA	15	BHS
8.66	Q			
	4	GIOUZELIS, PAMELA	15	VILL
8.76	Q			
	5	FERRI, GEORDAN	15	STT
8.85	Q			
	6	SMITH, EMMA	15	STT
8.88	Q			
	7	SILEROVA, DANA	15	MACD
8.97	Q			
	8	KATEB, JEANNE-MARIE	15	PCHS
9.03	Q			
	9	ARMSTRONG, SARAH	15	STT
9.10	Q			
	10	PARKS, TYANNAH	15	LCCH
9.12	Q			
	11	BRAYTON, SHAWNA	15	HSB
9.13	Q			
	12	LAZARIS, CHRISTINA	15	LAUR
9.15	Q			
	13	MELO-MARTINS, OLIVIA	15	JFK
9.16				
	14	BERGER, VERONICA	15	RHS
9.24				
	15	WILLIAMS, KHANDIDAN	15	RVAL
9.29				
	16	CIORRA, TAMARA	15	LMAC
9.33				
	17	BARBERIO, AMELIA	15	VILL
9.40				
	18	PALAMARO, OLIVIA	15	STT
9.41				
	19	HOLFMAN, EMMA LEE	15	ROY
9.44				
	19	POHL, JENNA	15	LCCH
9.44				
	21	HENEGAN-COMEAU, RENEE	15	RVAL
9.45				
	22	CRIVELLI, FSHANIA	15	LBP
9.52				
	23	PELOQUIN, CHRISTINE	15	HSB
9.56				
	24	ELLISON, MAEGAN	15	PCHS
9.57				
	25	RYAN-WATSON, KATHLEEN	15	VILL
9.62				
	26	MIGUEL, LUANA	15	VILL
9.64				
	26	PASARELLI, SOPHIA	15	LBP
9.64				
	28	PETRELLA, MARIA	15	LBP

9.67	29	BARTOSIEWISZCZ, NICOLE	15	RVAL
9.71	29	SIVAPATHASUNDARAM, MANOSH15		JFK
9.71	31	RUHDORFER, SOPHIA	15	HSB
9.74	32	MOSHONAS, DENISE	15	JFK
9.93	33	VELUPALLAI, SHANGITHA	15	RVAL
9.95	34	MCGREGOR, JILLIAN	15	STT
9.96	35	SHANNON, STEPHANIE	15	LCC
10.09	36	THURALRJAH, SOBIA	15	MACD
10.11	37	RANDOLPH, HANNAH	15	ROY
10.16	38	VELUPALLIA, SHANGITHA	15	RVAL
10.17	39	MYLAN, INTHUSHA	15	JFK
10.18	40	ALT, JUSTINE	15	RVAL
10.38	41	WODOWORTH, MEGAN	15	STT
10.39	42	BOUHADANA, DAREL	15	HZHS
10.43	43	HYE, FAMIDA	15	JFK
10.46	44	RAMIREZ, ESMERALDA	15	BHS
10.53	45	PROULX-RUSSELL, DOMINIQUE15		LMAC
10.74	46	STOOPLER, MICHELLE	15	HZHS
10.77	47	HORNSTEIN, JULIA	15	LCC
14.27				

[\[Top of Page\]](#) [\[Event List\]](#)

Event 14 GIRLS 14-15 200m Run

MARK		NAME		TEAM
	1	SAVOURY, JORDAN	15	LCCH
26.68	2	SMITH, EMMA	15	STT
28.94	3	JOHN, MAYA	15	BHS
29.12	4	GIOUZELIS, PAMELA	15	VILL
29.46	5	LAZARIS, CHRISTINA	15	LAUR
29.85	6	WILLIAMS, NAQUITA	15	HSB
30.03	7	SILEROVA, DANA	15	MACD
30.39				

30.51	8	WINTER, REBECCA	15	LMAC
30.61	9	PARKS, TYANNAH	15	LCCH
31.02	10	BRAYTON, SHAWNA	15	HSB
31.26	11	ARMSTRONG, SARAH	15	STT
31.37	12	WIEDENHOFER, REBEKKA	15	LBP
31.61	13	BERGER, VERONICA	15	RHS
31.64	14	BARBERIO, AMELIA	15	VILL
32.41	15	WILLIAMS, KHANDIDAN	15	RVAL
32.45	16	SADAKA, ARIELLE	15	ROY
32.48	17	KATEB, JEANNE-MARIE	15	PCHS
32.48	17	ELLISON, MAEGAN	15	PCHS
32.51	19	MIGUEL, LUANA	15	VILL
32.72	20	CRIVELLI, FSHANIA	15	LBP
32.86	21	HENEGAN-COMEAU, RENEE	15	RVAL
33.25	22	PETRELLA, MARIA	15	LBP
33.63	23	POHL, JENNA	15	LCCH
33.68	24	RUHDORFER, SOPHIA	15	HSB
33.70	25	DI TULLIO, SABRINA	15	LMAC
33.70	25	CIORRA, TAMARA	15	LMAC
34.13	27	CATWELL, NAOMIE	15	RVAL
34.34	28	PALAMARO, OLIVIA	15	STT
34.69	29	MCGREGOR, JILLIAN	15	STT
34.72	30	MOSHONAS, DENISE	15	JFK
34.79	31	BARTOSIEWISZ, NICOLE	15	RVAL
35.07	32	SHANNON, STEPHANIE	15	LCC
35.08	33	WODOWORTH, MEGAN	15	STT
35.08	33	MACINTOSH, ELOISE	15	LCC
35.17	35	ROBILLARD, CARLIE	15	HSB
35.17	35	PASARELLI, SOPHIA	15	LBP
35.59	37	MALCOMBER, EMMA	15	VILL
36.49	38	HYE, FAMIDA	15	JFK
37.11	39	CESAIRE, KETHLEEN	15	LBP

37.39	40	ALT, JUSTINE	15	RVAL
38.64	41	PROULX-RUSSELL, DOMINIQUE	15	LMAC
39.05	42	RAMIREZ, ESMERALDA	15	BHS
40.07	43	STOOPLER, MICHELLE	15	HZHS
40.28	44	BUENVLAJE, KIRSTIN	15	MACD

[\[Top of Page\]](#) [\[Event List\]](#)

Event 15 GIRLS 14-15 400m Run

MARK		NAME		TEAM
	1	LEE, BRENNNA	15	LCCH
1:08.02	2	GEAREY, HAILEY	15	HSB
1:09.27	3	WINTER, REBECCA	15	LMAC
1:10.06	4	BRAYTON, SHAWNA	15	HSB
1:11.68	5	LAZARIS, CHRISTINA	15	LAUR
1:12.02	6	TOY, SONIA	15	LCC
1:13.14	7	MACDONALD, KELLY	15	VILL
1:14.44	8	BERGER, VERONICA	15	RHS
1:15.09	9	CRIVELLI, FSHANIA	15	LBP
1:18.19	10	DI PIETRO, REBECCA	15	RHS
1:18.34	11	ELKINS, SABINA	15	ROY
1:20.37	12	BROWN, KESTRAL	15	HZHS
1:28.90				

[\[Top of Page\]](#) [\[Event List\]](#)

Event 16 GIRLS 14-15 800m Run

MARK		NAME		TEAM
	1	WINTER, REBECCA	15	LMAC
2:38.34	2	FRANTZ, KIRSTAN	15	ROY
2:40.66	3	RAE, AMANDA	15	STT
2:42.15	4	RYAN-WATSON, KATHLEEN	15	VILL
2:49.23				

2:50.96	5	TOY, SONIA	15	LCC
2:51.29	6	WIEDENHOFER, REBEKKA	15	LBP
3:04.35	7	TAMBAKIS, NICOLE	15	VILL
3:19.80	8	LENNOX, LAUREL	15	VILL
3:20.42	9	KULASEGARAMPILLAI, RUBINI	15	VILL
3:27.16	10	DI PIETRO, REBECCA	15	RHS
3:31.76	11	MACINTOSH, ELOISE	15	LCC
3:32.43	12	CATWELL, NAOMIE	15	RVAL
3:34.09	13	ELKINS, SABINA	15	ROY
3:35.58	14	BROWN, KESTRAL	15	HZHS
3:38.87	15	MAGI, MELISSA	15	VILL
3:40.32	16	BEAUREGARD, SOPHIE	15	RVAL
4:06.14	17	VELUPALLAI, SHANGITHA	15	RVAL
DNF		GRANCONI, JULIA	15	LAUR
DNF		PIZZULO, OLIVIA	15	PCHS

[\[Top of Page\]](#) [\[Event List\]](#)

Event 17 GIRLS 14-15 1500m Run

MARK		NAME		TEAM
5:25.07	1	FRANTZ, KIRSTAN	15	ROY
5:29.10	2	RAE, AMANDA	15	STT
5:43.73	3	GEAREY, HAILEY	15	HSB
6:04.90	4	PIZZULO, OLIVIA	15	PCHS
6:25.62	5	TOY, SONIA	15	LCC
6:30.32	6	CENTORAMI, SABRINA	15	VILL
6:39.37	7	JANG, MADDY	15	ROY
6:39.76	8	LENNOX, LAUREL	15	VILL
6:41.97	9	ALI, SANA	15	LAUR
6:45.90	10	WHITE, JOSEPHINE	15	LCC
6:46.02	11	KOSTIUK, SAMANTHA	15	LCCH
	12	LECCESE, SARA	15	VILL

6:47.85			
13	EVANS, HANNAH	15	HZHS
6:52.02			
14	MAGI, MELISSA	15	VILL
7:38.66			
15	BROWN, KESTRAL	15	HZHS
7:55.32			
16	SUPINO, ARIELLE	15	LCC
7:57.86			
17	STOOPLER, MICHELLE	15	HZHS
8:26.56			

[\[Top of Page\]](#) [\[Event List\]](#)

Event 18 GIRLS 14-15 3000m Run

MARK	NAME	TEAM
	1 FRANTZ, KIRSTAN	15 ROY
10:37.44	2 RAE, AMANDA	15 STT
10:37.63	3 JANG, MADDY	15 ROY
11:46.72	4 WHITE, JOSEPHINE	15 LCC
11:54.02	5 CENTORAMI, SABRINA	15 VILL
12:05.17	6 KOSTIUK, SAMANTHA	15 LCCH
12:20.75	7 LECCESE, SARA	15 VILL
12:28.52	8 EVANS, HANNAH	15 HZHS
12:33.91	9 PIZZULO, OLIVIA	15 PCHS
12:41.14	10 KULASEGARAMPILLAI, RUBINI	15 VILL
13:28.93	SUPINO, ARIELLE	15 LCC
DNF		

[\[Top of Page\]](#) [\[Event List\]](#)

Event 19 GIRLS 14-15 60m Hurdles

MARK	NAME	TEAM
	1 FRANTZ, KIRSTAN	15 ROY
10.43	2 COWEN, STEPHANIE	15 STT
11.28	3 LEE, BRENNAN	15 LCCH
12.06	4 KATEB, JEANNE-MARIE	15 PCHS
12.61	5 PASARELLI, SOPHIA	15 LBP

13.03			
6	HENEGAN-COMEAU, RENEE	15	RVAL
13.05			
7	PALAMARO, OLIVIA	15	STT
13.06			
8	PELOQUIN, CHRISTINE	15	HSB
13.07			
9	WILLIAMS, KHANDIDAN	15	RVAL
13.11			
10	SANANES, ALEXANDRA	15	PCHS
13.14			
11	BOUHADANA, DAREL	15	HZHS
13.53			
12	SIVAPATHASUNDARAM, MANOSH	15	JFK
13.87			
13	MCGREGOR, JILLIAN	15	STT
14.05			
14	WODOWORTH, MEGAN	15	STT
14.06			
15	RANDOLPH, HANNAH	15	ROY
14.22			
16	BROWN, KESTRAL	15	HZHS
14.39			
17	EVANS, HANNAH	15	HZHS
14.44			
18	ALI, SANA	15	LAUR
14.50			
19	BEAUREGARD, SOPHIE	15	RVAL
14.73			
20	RAMIREZ, ESMERALDA	15	BHS
14.84			
21	CATWELL, NAOMIE	15	RVAL
14.93			
22	VELUPALLIA, SHANGITHA	15	RVAL
15.17			
23	DAURIE, SHANIA	15	RVAL
15.45			

[\[Top of Page\]](#) [\[Event List\]](#)

Event 20 GIRLS 14-15 4x200m Relay

MARK	NAME	TEAM
1	LASALLE COMMUNITY HS A	LCCH
1:59.66		
2	HOWARD S BILLINGS HS A	HSB
2:04.12		
3	ST THOMAS HS A	STT
2:08.53		
4	VILLA MARIA HS A	VILL
2:08.81		
5	ROYAL WEST ACADEMY A	ROY
2:09.06		
6	LAURIER MACDONALD HS A	LMAC
2:18.48		
7	PIERREFONDS COMP HS A	PCHS
2:18.70		
8	ROYAL VALE HS A	RVAL
2:19.05		

2:19.73	9	LESTER B PEARSON HS A	LBP
2:22.83	10	LOWER CANADA COLLEGE A	LCC
2:24.71	11	MACDONALD HS A	MACD

[\[Top of Page\]](#) [\[Event List\]](#)

Event 21 GIRLS 14-15 High Jump

MARK		NAME		TEAM
1.45m	1	WIEDENHOFER, REBEKKA	15	LBP
1.45m	2	LEE, BRENNNA	15	LCCH
1.25m	3	WINTER, REBECCA	15	LMAC
1.20m	4	BRAYTON, SHAWNA	15	HSB
1.10m	5	SADAKA, ARIELLE	15	ROY
1.10m	6	ALI, SANA	15	LAUR

[\[Top of Page\]](#) [\[Event List\]](#)

Event 22 GIRLS 14-15 Long Jump

MARK		NAME		TEAM
4.26m	1	LEE, BRENNNA	15	LCCH
4.13m	2	JOHN, MAYA	15	BHS
4.04m	3	ARMSTRONG, SARAH	15	STT
3.99m	4	WIEDENHOFER, REBEKKA	15	LBP
3.98m	5	COWEN, STEPHANIE	15	STT
3.93m	6	GEAREY, HAILEY	15	HSB
3.79m	7	FERRI, GEORDAN	15	STT
3.65m	8	PELOQUIN, CHRISTINE	15	HSB
3.49m	9	DI PIETRO, REBECCA	15	RHS
3.39m	10	HOLFMAN, EMMA LEE	15	ROY
3.38m	11	MELO-MARTINS, OLIVIA	15	JFK
3.23m	12	SANANES, ALEXANDRA	15	PCHS

3.18m	13	WILLIAMS, KHANDIDAN	15	RVAL
3.17m	14	RANDOLPH, HANNAH	15	ROY
3.17m	14	SADAKA, ARIELLE	15	ROY
3.13m	16	BUENVLAJE, KIRSTIN	15	MACD
3.01m	17	CESAIRE, KETHLEEN	15	LBP
2.97m	18	RAMIREZ, ESMERALDA	15	BHS
2.90m	19	MACINTOSH, ELOISE	15	LCC
2.89m	20	ALI, SANA	15	LAUR
2.86m	21	STOOPLER, MICHELLE	15	HZHS
2.86m	21	BARTOSIEWISZCZ, NICOLE	15	RVAL
2.83m	23	DAURIE, SHANIA	15	RVAL
2.82m	24	MAKINSON, OLIVIA	15	STT
2.80m	25	ALT, JUSTINE	15	RVAL
2.74m	26	RUHDORFER, SOPHIA	15	HSB
2.65m	27	SHANNON, STEPHANIE	15	LCC
2.62m	28	RODNEY, ASHLEY	15	LBP
2.46m	29	CIORRA, TAMARA	15	LMAC
2.45m	30	PROULX-RUSSELL, DOMINIQUE	15	LMAC
NM		TERNYNCK, TIANNA	15	HSB

[\[Top of Page\]](#) [\[Event List\]](#)

Event 23 GIRLS 14-15 Triple Jump

MARK		NAME		TEAM
9.19m	1	SADAKA, ARIELLE	15	ROY
8.91m	2	WIEDENHOFER, REBEKKA	15	LBP
8.71m	3	WILLIAMS, NAQUITA	15	HSB
8.55m	4	PELOQUIN, CHRISTINE	15	HSB
8.35m	5	HOLFMAN, EMMA LEE	15	ROY
8.32m	6	GEAREY, HAILEY	15	HSB
8.00m	7	RANDOLPH, HANNAH	15	ROY
	8	ALI, SANA	15	LAUR

7.51m			
	9	MCGREGOR, JILLIAN	15 STT
7.09m			
	10	CESAIRE, KETHLEEN	15 LBP
6.61m			
	11	BUENVLAJE, KIRSTIN	15 MACD
6.00m			
		PALAMARO, OLIVIA	15 STT
NM			
		RODNEY, ASHLEY	15 LBP
NM			

[\[Top of Page\]](#) [\[Event List\]](#)

Event 24 GIRLS 14-15 Shot Put

MARK		NAME		TEAM
	1	WILLIAMS, NAQUITA	15	HSB
9.70m				
	2	SANANES, ALEXANDRA	15	PCHS
9.25m				
	3	GEAREY, HAILEY	15	HSB
8.82m				
	4	PELOQUIN, CHRISTINE	15	HSB
8.45m				
	5	CESAIRE, KETHLEEN	15	LBP
8.36m				
	6	RUHDORFER, SOPHIA	15	HSB
8.13m				
	7	RODNEY, ASHLEY	15	LBP
7.81m				
	8	ALT, JUSTINE	15	RVAL
7.15m				
	9	HOLFMAN, EMMA LEE	15	ROY
7.09m				
	10	MAKINSON, OLIVIA	15	STT
7.04m				
	11	MOSHONAS, DENISE	15	JFK
6.35m				
	12	HYE, FAMIDA	15	JFK
5.49m				
	13	VELUPALLIA, SHANGITHA	15	RVAL
3.96m				
	14	MYLAN, INTHUSHA	15	JFK
3.27m				

[\[Top of Page\]](#) [\[Event List\]](#)

Event 25 GIRLS 16-18 60m Dash

FINALS

MARK		NAME		TEAM
	1	ANSDAH, SHEILA	17	LAUR

8.48	2	HUMES, ALANA	17	LCC
8.67	3	MILLER, ALEXIA	17	LCC
8.84	4	SOBKOWIAK, EMILY	17	BA
8.98	5	DORET, SABRINA	17	LAUR
9.17	6	ECCLES, RIELY	17	PCHS
9.23	7	GERVAIS, MICHELLE	17	VILL
9.24	8	CLERY, SHENISE	17	RVAL
9.50	9	JAMES-SAMUELS, NATHALIE	17	RVAL
9.54	10	COHEN-MALKA, EMILY	17	HZHS
9.55	11	VALLIPURAM, THARANYA	17	LAUR
9.56				

PRELIMS

	1	ANSDAH, SHEILA	17	LAUR
8.57	Q			
	2	HUMES, ALANA	17	LCC
8.63	Q			
	3	MILLER, ALEXIA	17	LCC
8.72	Q			
	4	SOBKOWIAK, EMILY	17	BA
9.02	Q			
	5	DORET, SABRINA	17	LAUR
9.10	Q			
	6	LAVY, JACKIE	17	LCC
9.15	Q			
	7	JAMES-SAMUELS, NATHALIE	17	RVAL
9.33	Q			
	8	ECCLES, RIELY	17	PCHS
9.36	Q			
	9	GERVAIS, MICHELLE	17	VILL
9.41	Q			
	10	CLERY, SHENISE	17	RVAL
9.43	Q			
	11	COHEN-MALKA, EMILY	17	HZHS
9.58	Q			
	12	VALLIPURAM, THARANYA	17	LAUR
9.60	Q			
	13	MORY, MOYSHA	17	BA
9.65				
	14	HAMILTON, SARRAN	17	LAUR
9.71				
	15	LAPENNA, JESSICA	17	HSB
9.78				
	16	ZACKON-GONZALES, AMABEL	17	STT
9.79				
	17	LIU, JINGVA	17	BA
9.81				
	18	DEA-DURAN, LEANA	17	PCHS
9.84				
	19	KRONKAH, NAOMI	17	LAUR
9.90				
	20	LANDREVILLE, ALEXA	17	VILL

9.97	21	WOODS, PAIGE	17	MACD
10.01	22	BATISTA, MEAGAN	17	VILL
10.07	23	KOVALECHUK, NATALIE	17	VILL
10.15	24	VEIGA-BELLINI, ALEXIS	17	VILL
10.44	25	UTHAYAKUMARAN, SHANUJA	17	STT
10.49	26	AQUINO, CHELSEA	17	VILL
11.34	27	DE SOUZA, NIKITA	17	BA
21.86				

[\[Top of Page\]](#) [\[Event List\]](#)

Event 26 GIRLS 16-18 200m Run

MARK		NAME		TEAM
	1	FRANTZ, ALLISON	17	ROY
27.85	2	MILLER, ALEXIA	17	LCC
28.91	3	ANSDAH, SHEILA	17	LAUR
29.37	4	BRUNELLE, NATHALIE	17	PCHS
29.46	5	HUMES, ALANA	17	LCC
30.13	6	ECCLES, RIELY	17	PCHS
31.05	7	DORET, SABRINA	17	LAUR
31.24	8	DE SOUZA, NIKITA	17	BA
31.42	9	GERVAIS, MICHELLE	17	VILL
31.78	10	GIL, GENEVIEVE	17	ROY
32.03	11	LAPENNA, JESSICA	17	HSB
32.16	12	CLERY, SHENISE	17	RVAL
32.58	13	JAMES-SAMUELS, NATHALIE	17	RVAL
32.68	14	ANDRADE, GISELLA	17	BA
32.90	15	HAMILTON, SARRAN	17	LAUR
32.92	16	LALONDE, CHANELLE	17	PCHS
33.26	17	WERNES, LENA	17	LMAC
33.36	18	LIU, JINGVA	17	BA
33.58	19	AMSDEN, ALISON	17	STT
33.64				

33.67	20	IMPELLIZZERI, JULIANNA	17	VILL
33.70	21	LANDREVILLE, ALEXA	17	VILL
34.20	22	SIMBOLI, MELISSA	17	MACD
34.21	23	MCLEAN-LESLIE, SHERESA	17	RVAL
34.30	24	KOVALECHUK, NATALIE	17	VILL
34.38	25	WOODS, PAIGE	17	MACD
34.43	26	DEA-DURAN, LEANA	17	PCHS
34.98	27	GAUTHIER, CHEYENNE	17	BA
35.13	28	ZACKON-GONZALES, AMABEL	17	STT
35.29	29	COHEN-MALKA, EMILY	17	HZHS
35.97	30	VEIGA-BELLINI, ALEXIS	17	VILL
37.20	31	NOLAN, KAYLA	17	HSB
39.31	32	UTHAYAKUMARAN, SHANUJA	17	STT

[\[Top of Page\]](#) [\[Event List\]](#)

Event 27 GIRLS 16-18 400m Run

MARK		NAME		TEAM
	1	FRANTZ, ALLISON	17	ROY
1:04.23	2	MILLER, ALEXIA	17	LCC
1:06.59	3	HUMES, ALANA	17	LCC
1:09.21	4	NAPIER-DAVIES, KRISTA	17	HSB
1:16.79	5	MARCHAND, KAELLE	17	LAUR
1:18.19	6	KRONKAH, NAOMI	17	LAUR
1:19.71	7	HAMILTON, SARRAN	17	LAUR
1:20.00	8	CHUNG, KATHRYN	17	ROY
1:20.88	8	SOBOL, ALYSON	17	LAUR
1:20.88	10	CLERY, SHENISE	17	RVAL
1:28.74	11	SHNO, OLIVIA	17	LAUR
1:49.19				

[\[Top of Page\]](#) [\[Event List\]](#)

Event 28 GIRLS 16-18 800m Run

MARK	NAME		TEAM
1	MILLER, ALEXIA	17	LCC
2:50.37	2 BRUNELLE, NATHALIE	17	PCHS
2:51.99	3 SANDERS, MEGAN	17	ROY
2:55.06	4 NAPIER-DAVIES, KRISTA	17	HSB
2:55.64	5 ANSDAH, SHEILA	17	LAUR
2:58.51	6 SULLY, PAOLA	17	RVAL
2:59.24	7 MARTIN, DARCY	17	VILL
3:01.72	8 KRONKAH, NAOMI	17	LAUR
3:01.75	9 GERVAIS, MICHELLE	17	VILL
3:02.23	10 IMPELLIZZERI, JULIANNA	17	VILL
3:08.08	11 RUSSO, MELINA	17	VILL
3:12.74	12 ST. JEAN, DARIA	17	STT
3:14.84	13 LALONDE, CHANELLE	17	PCHS
3:19.09	14 DEBRUCYHER, JOSEPHINE	17	VILL
3:22.98	15 HABOUCHA, SABRINA	17	ROY
3:23.67	16 SHNO, OLIVIA	17	LAUR
4:27.80	MOORE, ALANNA	17	HSB
DNF			

[\[Top of Page\]](#) [\[Event List\]](#)

Event 29 GIRLS 16-18 1500m Run

MARK	NAME		TEAM
1	MASI, SARA	17	LBP
5:45.96	2 BRUNELLE, NATHALIE	17	PCHS
5:50.09	3 MILLER, ALEXIA	17	LCC
5:52.12	4 STE-MARIE, BRIANNA	17	STT
6:03.61	5 NAPIER-DAVIES, KRISTA	17	HSB
6:08.79	6 SULLY, PAOLA	17	RVAL
6:18.03	7 MARTIN, DARCY	17	VILL
6:26.72			

6:43.38	8	ALAEI, PERSHEA	17	MACD
6:48.36	9	RUSSO, MELINA	17	VILL
6:48.81	10	GAUTHIER, CHEYENNE	17	BA
6:54.34	11	ST. JEAN, DARIA	17	STT
7:05.90	12	VU, SALLY	17	LBP
7:11.78	13	AMSDEN, ALISON	17	STT
7:26.71	14	DEBRUCYHER, JOSEPHINE	17	VILL
7:36.46	15	LALONDE, CHANELLE	17	PCHS
7:57.91	16	BEARD, ALEXANDRA	17	RVAL

[\[Top of Page\]](#) [\[Event List\]](#)

Event 30 GIRLS 16-18 3000m Run

MARK		NAME		TEAM
11:59.18	1	BRUNELLE, NATHALIE	17	PCHS
12:02.15	2	MASI, SARA	17	LBP
12:16.69	3	BLEAU, VIRGINIE	17	VILL
12:23.04	4	ANSDAH, SHEILA	17	LAUR
12:41.09	5	SULLY, PAOLA	17	RVAL
12:45.02	6	STE-MARIE, BRIANNA	17	STT
13:14.35	7	ALAEI, PERSHEA	17	MACD
13:22.39	8	MACDONALD, EVELYN	17	VILL
13:49.39	9	VANIER, BIANCA	17	VILL
14:15.99	10	LAW-SMITH, JENNIFER	17	VILL
14:31.57	11	VU, SALLY	17	LBP
14:44.25	12	HA, CHRISTINE	17	VILL
15:01.59	13	LALONDE, CHANELLE	17	PCHS

[\[Top of Page\]](#) [\[Event List\]](#)

Event 31 GIRLS 16-18 60m Hurdles

NAME	TEAM
------	------

MARK

9.18	1	FRANTZ, ALLISON	17	ROY
11.09	2	ANSDAH, SHEILA	17	LAUR
11.64	3	LAVY, JACKIE	17	LCC
11.96	4	MANN, MEGHAN	17	LCC
12.11	5	MCLEAN-LESLIE, SHERESA	17	RVAL
12.11	5	DORET, SABRINA	17	LAUR
12.24	7	COHEN-MALKA, EMILY	17	HZHS
12.42	8	VALLIPURAM, THARANYA	17	LAUR
12.51	9	DEA-DURAN, LEANA	17	PCHS
12.54	10	WOODS, PAIGE	17	MACD

[\[Top of Page\]](#) [\[Event List\]](#)

Event 32 GIRLS 16-18 4x200m Relay

MARK		NAME		TEAM
2:03.47	1	LOWER CANADA COLLEGE A		LCC
2:07.03	2	LAURENHILL ACADEMY A		LAUR
2:08.10	3	ROYAL WEST ACADEMY A		ROY
2:09.32	4	PIERREFONDS COMP HS A		PCHS
2:13.43	5	VILLA MARIA HS A		VILL
2:14.30	6	ROYAL VALE HS A		RVAL
2:15.50	7	HOWARD S BILLINGS HS A		HSB
2:16.43	8	BEURLING ACADEMY A		BA
2:20.12	9	ST THOMAS HS A		STT

[\[Top of Page\]](#) [\[Event List\]](#)

Event 33 GIRLS 16-18 High Jump

MARK		NAME		TEAM
1.61m	1	FRANTZ, ALLISON	17	ROY

2	HUMES, ALANA	17	LCC	
1.30m	3	SOBOL, ALYSON	17	LAUR
1.25m	4	ANSDAH, SHEILA	17	LAUR
1.20m	5	LAVY, JACKIE	17	LCC
1.15m	5	HAMILTON, MOLLY	17	VILL
1.15m	7	KRONKAH, NAOMI	17	LAUR
1.00m				

[\[Top of Page\]](#) [\[Event List\]](#)

Event 34 GIRLS 16-18 Long Jump

MARK		NAME		TEAM
	1	FRANTZ, ALLISON	17	ROY
4.77m	2	CHUNG, KATHRYN	17	ROY
4.24m	3	HUMES, ALANA	17	LCC
4.23m	4	MCLEAN-LESLIE, SHERESA	17	RVAL
4.04m	5	LAPENNA, JESSICA	17	HSB
3.75m	6	MARCHAND, KAELE	17	LAUR
3.68m	7	COHEN-MALKA, EMILY	17	HZHS
3.66m	8	OHAYON, JESSICA	17	HZHS
3.52m	9	SIMBOLI, MELISSA	17	MACD
3.50m	10	LALONDE, CHANELLE	17	PCHS
3.45m	11	ALAEI, PERSHEA	17	MACD
3.41m	12	JAMES-SAMUELS, NATHALIE	17	RVAL
3.33m	13	SOBOL, ALYSON	17	LAUR
3.32m	13	WOODS, PAIGE	17	MACD
3.32m	15	KRONKAH, NAOMI	17	LAUR
3.28m	16	AMSDEN, ALISON	17	STT
3.26m	17	HABOUCHA, SABRINA	17	ROY
3.22m	18	DORET, SABRINA	17	LAUR
3.18m	19	GIL, GENEVIEVE	17	ROY
2.80m	20	ZACKON-GONZALES, AMABEL	17	STT
2.71m	21	MANN, MEGHAN	17	LCC

2.70m			
22	DEA-DURAN, LEANA	17	PCHS
2.47m			
23	CEFALONI, ANGELE	17	MACD
2.38m			

[\[Top of Page\]](#) [\[Event List\]](#)

Event 35 GIRLS 16-18 Triple Jump

MARK	NAME		TEAM
1	HUMES, ALANA	17	LCC
9.36m			
2	CHUNG, KATHRYN	17	ROY
9.22m			
3	GIL, GENEVIEVE	17	ROY
7.67m			
4	HABOUCHA, SABRINA	17	ROY
7.58m			
5	LALONDE, CHANELLE	17	PCHS
6.91m			
6	MARCHAND, KAELE	17	LAUR
6.64m			
7	WOODS, PAIGE	17	MACD
5.38m			
8	SHNO, OLIVIA	17	LAUR
5.29m			
	SOBOL, ALYSON	17	LAUR
NM			
	MOORE, ALANNA	17	HSB
NM			

[\[Top of Page\]](#) [\[Event List\]](#)

Event 36 GIRLS 16-18 Shot Put

MARK	NAME		TEAM
1	ALAEI, PERSHEA	17	MACD
9.72m			
2	CEFALONI, ANGELE	17	MACD
9.11m			
3	FRANTZ, ALLISON	17	ROY
8.87m			
4	MANN, MEGHAN	17	LCC
8.31m			
5	MARQUIS, ANNIE	17	HSB
8.27m			
6	MORY, MOYSHA	17	BA
7.60m			
7	MARCHAND, KAELE	17	LAUR
7.31m			
8	ALAEI, JESSICA	17	MACD
7.23m			
9	AMSDEN, ALISON	17	STT

6.67m				
	10	MCKENZIE, KAYLA	17	BA
6.40m				
	11	UTHAYAKUMARAN, SHANUJA	17	STT
6.36m				
	12	WONG, NATHALIE	17	ROY
6.34m				
	13	SANDERS, MEGAN	17	ROY
6.19m				
	14	LAPENNA, JESSICA	17	HSB
5.83m				
	15	ANDRADE, GISELLA	17	BA
5.61m				
	16	NOLAN, KAYLA	17	HSB
5.00m				
	16	VALLIPURAM, THARANYA	17	LAUR
5.00m				
	18	SHNO, OLIVIA	17	LAUR
4.47m				

[\[Top of Page\]](#) [\[Event List\]](#)

Girls Indoor Track & Field Meet 2013

Tuesday, February 12th, 2013

Cente Claude Robillard

12/02/2013 - 12/02/2013

Meet Scores

FEMALE TEAM Age Group 11 - 13		
1	HOWARD S BILLINGS HS	HSB 51.000
2	JOHN PAUL 1 HS	JP1 50.000
3	ROYAL WEST ACADEMY	ROY 40.000
4	BEACONSFIELD HS	BHS 37.000
5	ST THOMAS HS	STT 25.500
6	VILLA MARIA HS	VILL 17.000
7	PIERREFONDS COMP HS	PCHS 14.500
8	LOWER CANADA COLLEGE	LCC 13.000
9	LASALLE COMMUNITY HS	LCCH 9.000
10	ROSEMOUNT HS	RHS 3.000
10	LAURENHILL ACADEMY	LAUR 3.000
12	MACDONALD HS	MACD 1.000
FEMALE TEAM Age Group 14 - 15		
1	HOWARD S BILLINGS HS	HSB 49.000
2	LASALLE COMMUNITY HS	LCCH 45.000
3	ROYAL WEST ACADEMY	ROY 43.000
4	ST THOMAS HS	STT 35.000
5	LESTER B PEARSON HS	LBP 20.000
6	LAURIER MACDONALD HS	LMAC 16.000
7	VILLA MARIA HS	VILL 15.000
8	BEACONSFIELD HS	BHS 14.000
9	PIERREFONDS COMP HS	PCHS 11.000
10	LOWER CANADA COLLEGE	LCC 8.000
11	LAURENHILL ACADEMY	LAUR 5.000
12	MACDONALD HS	MACD 2.000
13	ROYAL VALE HS	RVAL 1.000
FEMALE TEAM Age Group 16 - 18		
1	LOWER CANADA COLLEGE	LCC 70.500
2	ROYAL WEST ACADEMY	ROY 64.000
3	LAURENHILL ACADEMY	LAUR 41.500
4	PIERREFONDS COMP HS	PCHS 27.000
5	LESTER B PEARSON HS	LBP 12.000
5	HOWARD S BILLINGS HS	HSB 12.000
5	MACDONALD HS	MACD 12.000
8	ROYAL VALE HS	RVAL 9.500

9	VILLA MARIA HS	VILL	7.500
10	BEURLING ACADEMY	BA	4.000
10	ST THOMAS HS	STT	4.000

FEMALE INDIVIDUAL Age Group 11 - 13

1	WILLIAMS, KAYLYN	HOWARD S BILLINGS HS	28.000
2	GUILLAUME, MARY JANE	JOHN PAUL 1 HS	27.000
3	FRACASSI, NATASHA	BEACONSFIELD HS	17.000
4	RAE, JESSE	ST THOMAS HS	14.000
5	JOHN, KATHLEEN	BEACONSFIELD HS	11.000
5	LIN, JULIANA	ROYAL WEST ACADEMY	11.000
7	DUNSMORE, CHARLOTTE	HOWARD S BILLINGS HS	10.000
8	HORNSTEIN-ERRINGTON, GEMMA	VILLA MARIA HS	9.000
8	ALLEN BECKLES, KEIYA	LASALLE COMMUNITY HS	9.000
8	TURNER, CARLY	LOWER CANADA COLLEGE	9.000
8	REID, KYANNA	PIERREFONDS COMP HS	9.000
12	SABINI, RENATA	ROYAL WEST ACADEMY	7.000
12	KNENNOUF, LEILA	JOHN PAUL 1 HS	7.000
12	VACCARO, ALISSA	JOHN PAUL 1 HS	7.000
15	MAZZARELLO, OLIVIA	ROYAL WEST ACADEMY	6.000
16	AGOZZINO, ALEXANDRA	JOHN PAUL 1 HS	5.000
16	HOUGH, VICTORIA	VILLA MARIA HS	5.000
16	CHEMTOV, BEATRICE	ROYAL WEST ACADEMY	5.000
16	SLAWASKA, NATASHA	ST THOMAS HS	5.000
20	CICCOTOSTO, ALESSANDRA	JOHN PAUL 1 HS	4.000
20	WILKINSON, BAILY	HOWARD S BILLINGS HS	4.000
20	GAUTHIER, AMELIA	ST THOMAS HS	4.000
20	DUNLOOP, VICTORIA	BEACONSFIELD HS	4.000
24	BERGER, AMANDA	ROSEMOUNT HS	3.000
24	KALDIS, EFFIE	LAURENHILL ACADEMY	3.000
24	BAILLAIRGE, AUDREY	ROYAL WEST ACADEMY	3.000
24	PERNATOZZI, DANIELLA	VILLA MARIA HS	3.000
28	ELO-OSSEBI, MOUASSENE	HOWARD S BILLINGS HS	2.000
28	BLEHO, HAYLEY	ROYAL WEST ACADEMY	2.000
28	PAPANASTASIOU, ALEXA	LOWER CANADA COLLEGE	2.000
28	BROCHU, ZAYNA	ROYAL WEST ACADEMY	2.000
32	DELLA ROCCA, CASSANDRA	ROYAL WEST ACADEMY	1.000
32	WALLWORK, REBECCA	BEACONSFIELD HS	1.000
32	LUDWICK, MIKAELA	LOWER CANADA COLLEGE	1.000
32	HUNT, NATASHA	MACDONALD HS	1.000
36	BEAUCHAMP, KELSEY	PIERREFONDS COMP HS	.500
36	PELLING, LILY	ST THOMAS HS	.500

FEMALE INDIVIDUAL Age Group 14 - 15

1	FRANTZ, KIRSTAN	ROYAL WEST ACADEMY	26.000
2	LEE, BRENNIA	LASALLE COMMUNITY HS	23.000
3	GEAREY, HAILEY	HOWARD S BILLINGS HS	19.000
4	WIEDENHOFER, REBEKKA	LESTER B PEARSON HS	16.000

5	WINTER, REBECCA	LAURIER MACDONALD HS	15.000
6	SAVOURY, JORDAN	LASALLE COMMUNITY HS	14.000
6	RAE, AMANDA	ST THOMAS HS	14.000
6	JOHN, MAYA	BEACONSFIELD HS	14.000
9	WILLIAMS, NAQUITA	HOWARD S BILLINGS HS	12.000
10	SADAKA, ARIELLE	ROYAL WEST ACADEMY	9.000
11	COWEN, STEPHANIE	ST THOMAS HS	7.000
12	SMITH, EMMA	ST THOMAS HS	6.000
12	PELOQUIN, CHRISTINE	HOWARD S BILLINGS HS	6.000
12	BRAYTON, SHAWNA	HOWARD S BILLINGS HS	6.000
12	GIOUZELIS, PAMELA	VILLA MARIA HS	6.000
16	TOY, SONIA	LOWER CANADA COLLEGE	5.000
16	SANANES, ALEXANDRA	PIERREFONDS COMP HS	5.000
18	ARMSTRONG, SARAH	ST THOMAS HS	4.000
18	LAZARIS, CHRISTINA	LAURENHILL ACADEMY	4.000
18	JANG, MADDY	ROYAL WEST ACADEMY	4.000
21	KATEB, JEANNE-MARIE	PIERREFONDS COMP HS	3.000
21	WHITE, JOSEPHINE	LOWER CANADA COLLEGE	3.000
21	RYAN-WATSON, KATHLEEN	VILLA MARIA HS	3.000
21	CENTORAMI, SABRINA	VILLA MARIA HS	3.000
21	PIZZULO, OLIVIA	PIERREFONDS COMP HS	3.000
26	HOLFMAN, EMMA LEE	ROYAL WEST ACADEMY	2.000
26	CESAIRE, KETHLEEN	LESTER B PEARSON HS	2.000
26	PASARELLI, SOPHIA	LESTER B PEARSON HS	2.000
26	SILEROVA, DANA	MACDONALD HS	2.000
30	ALI, SANA	LAURENHILL ACADEMY	1.000
30	RUHDORFER, SOPHIA	HOWARD S BILLINGS HS	1.000
30	KOSTIUK, SAMANTHA	LASALLE COMMUNITY HS	1.000
30	HENEGAN-COMEAU, RENEE	ROYAL VALE HS	1.000

FEMALE INDIVIDUAL Age Group 16 - 18

1	FRANTZ, ALLISON	ROYAL WEST ACADEMY	39.000
2	HUMES, ALANA	LOWER CANADA COLLEGE	27.000
3	MILLER, ALEXIA	LOWER CANADA COLLEGE	25.000
4	ANSDAH, SHEILA	LAURENHILL ACADEMY	24.000
5	BRUNELLE, NATHALIE	PIERREFONDS COMP HS	20.000
6	MASI, SARA	LESTER B PEARSON HS	12.000
7	CHUNG, KATHRYN	ROYAL WEST ACADEMY	10.000
8	NAPIER-DAVIES, KRISTA	HOWARD S BILLINGS HS	8.000
9	ALAEI, PERSHEA	MACDONALD HS	7.000
10	MANN, MEGHAN	LOWER CANADA COLLEGE	6.000
11	LAVY, JACKIE	LOWER CANADA COLLEGE	5.500
12	CEFALONI, ANGELE	MACDONALD HS	5.000
13	MCLEAN-LESLIE, SHERESA	ROYAL VALE HS	4.500
14	MARCHAND, KAELE	LAURENHILL ACADEMY	4.000
14	STE-MARIE, BRIANNA	ST THOMAS HS	4.000
14	SOBOL, ALYSON	LAURENHILL ACADEMY	4.000

14 SULLY, PAOLA	ROYAL VALE HS	4.000
14 BLEAU, VIRGINIE	VILLA MARIA HS	4.000
14 GIL, GENEVIEVE	ROYAL WEST ACADEMY	4.000
14 SANDERS, MEGAN	ROYAL WEST ACADEMY	4.000
21 DORET, SABRINA	LAURENHILL ACADEMY	3.500
22 SOBKOWIAK, EMILY	BEURLING ACADEMY	3.000
22 HABOUCHA, SABRINA	ROYAL WEST ACADEMY	3.000
24 ECCLES, RIELY	PIERREFONDS COMP HS	2.000
24 MARQUIS, ANNIE	HOWARD S BILLINGS HS	2.000
24 LAPENNA, JESSICA	HOWARD S BILLINGS HS	2.000
24 LALONDE, CHANELLE	PIERREFONDS COMP HS	2.000
28 HAMILTON, MOLLY	VILLA MARIA HS	1.500
29 KRONKAH, NAOMI	LAURENHILL ACADEMY	1.000
29 MORY, MOYSHA	BEURLING ACADEMY	1.000

GMAA Championship Swim Meet
Cote Saint-Luc, 19/2/2013

All Events

Boys, 11 - 18 years

1.Selw	SELW	74
2.Jrhs	JRHS	58
Loy	LOY	58
4.Stt	STT	54
5.Royal	ROYAL	47
6.Pchs	PCHS	45
7.Csa	CSA	43
8.Herzliah High School	HZHS	23
9.Bhs	BHS	20
10.Lphs	LPHS	19
11.La	LA	15
12.Rivhs	RIVHS	11
13.Rvale	RVALE	8
Vmc	VMC	8
15.Whs	WHS	7
Bial	BIAL	7
17.Stg	STG	3
18.Macd	MACD	2
19.Kuper	KUPER	-
Wwhs	WWHS	-
Lcc	LCC	-
Lmac	LMAC	-
Jp1	JP1	-
Laurn	LAURN	-
Ba	BA	-
Ecs	ECS	-
Qaa	QAA	-
Shsm	SHSM	-
Traf	TRAF	-
Villa	VILLA	-

Women, 11 - 18 years

1.Csa	CSA	107.5
2.Jrhs	JRHS	59.5
3.Bhs	BHS	48
4.Stt	STT	46
5.Kuper	KUPER	39
6.Qaa	QAA	31
7.Lcc	LCC	28.5
8.Villa	VILLA	28
9.Royal	ROYAL	27
10.Shsm	SHSM	23.5
11.Pchs	PCHS	20
12.Lphs	LPHS	16
13.Traf	TRAF	11
14.Rivhs	RIVHS	8
Rvale	RVALE	8
16.Whs	WHS	4
17.La	LA	1
Macd	MACD	1
19.Lmac	LMAC	-
Vmc	VMC	-

Ba
Ecs
Jp1
Herziah High School
Wwhs
Bial
Laur
Loy
Selw
Stg

BA
ECS
JP1
HZHS
WWHS
BIAL
LAURN
LOY
SELW
STG

-
-
-
-
-
-
-
-
-
-

[No. 1. Girls. 100m Freestyle 11 - 13 years](#)
[No. 2. Boys. 100m Freestyle 11 - 13 years](#)
[No. 3. Girls. 100m Freestyle 14 - 15 years](#)
[No. 4. Boys. 100m Freestyle 14 - 15 years](#)
[No. 5. Women. 100m Freestyle 16 - 18 years](#)
[No. 6. Boys. 100m Freestyle 16 - 18 years](#)
[No. 7. Girls. 50m Fly 11 - 13 years](#)
[No. 8. Boys. 50m Fly 11 - 13 years](#)
[No. 9. Girls. 50m Fly 14 - 15 years](#)
[No. 10. Boys. 50m Fly 14 - 15 years](#)
[No. 11. Women. 50m Fly 16 - 18 years](#)
[No. 12. Boys. 50m Fly 16 - 18 years](#)
[No. 13. Girls. 50m Freestyle 11 - 13 years](#)
[No. 14. Boys. 50m Freestyle 11 - 13 years](#)
[No. 15. Girls. 50m Freestyle 14 - 15 years](#)
[No. 16. Boys. 50m Freestyle 14 - 15 years](#)
[No. 17. Women. 50m Freestyle 16 - 18 years](#)
[No. 18. Boys. 50m Freestyle 16 - 18 years](#)
[No. 19. Girls. 4 x 50m Medley 11 - 13 years](#)
[No. 20. Boys. 4 x 50m Medley 11 - 13 years](#)
[No. 21. Girls. 4 x 50m Medley 14 - 15 years](#)
[No. 22. Boys. 4 x 50m Medley 14 - 15 years](#)
[No. 23. Women. 4 x 50m Medley 16 - 18 years](#)
[No. 24. Boys. 4 x 50m Medley 16 - 18 years](#)

[No. 25. Girls. 100m Medley 11 - 13 years](#)
[No. 26. Boys. 100m Medley 11 - 13 years](#)
[No. 27. Girls. 100m Medley 14 - 15 years](#)
[No. 28. Boys. 100m Medley 14 - 15 years](#)
[No. 29. Women. 100m Medley 16 - 18 years](#)
[No. 30. Boys. 100m Medley 16 - 18 years](#)
[No. 31. Girls. 50m Backstroke 11 - 13 years](#)
[No. 32. Boys. 50m Backstroke 11 - 13 years](#)
[No. 33. Girls. 50m Backstroke 14 - 15 years](#)
[No. 34. Boys. 50m Backstroke 14 - 15 years](#)
[No. 35. Women. 50m Backstroke 16 - 18 years](#)
[No. 36. Boys. 50m Backstroke 16 - 18 years](#)
[No. 37. Girls. 50m Breaststroke 11 - 13 years](#)
[No. 38. Boys. 50m Breaststroke 11 - 13 years](#)
[No. 39. Girls. 50m Breaststroke 14 - 15 years](#)
[No. 40. Boys. 50m Breaststroke 14 - 15 years](#)
[No. 41. Women. 50m Breaststroke 16 - 18 years](#)
[No. 42. Boys. 50m Breaststroke 16 - 18 years](#)
[No. 43. Girls. 4 x 50m Freestyle 11 - 13 years](#)
[No. 44. Boys. 4 x 50m Freestyle 11 - 13 years](#)
[No. 45. Girls. 4 x 50m Freestyle 14 - 15 years](#)
[No. 46. Boys. 4 x 50m Freestyle 14 - 15 years](#)
[No. 47. Women. 4 x 50m Freestyle 16 - 18 years](#)
[No. 48. Boys. 4 x 50m Freestyle 16 - 18 years](#)

GMAA Championship Swim Meet
Cote Saint-Luc, 19/2/2013

Event 1	Girls, 100m Freestyle	11 - 13 years
19/02/2013		Results

Rank	YB	Time	50m	100m
1.	BRATHWAITE, Katrina	99 Jrhs	1:03.91	
2.	DOLLINGER, Jennifer	00 Csa	1:04.62	
3.	DI FIORE, Francesca	99 Csa	1:05.06	
4.	KUZAK, Lauren	00 Bhs	1:06.90	
5.	CARMICHAEL, Darya	00 Qaa	1:07.41	
6.	ST PIERRE, Scarlettte	00 Whs	1:09.80	
7.	GUALTIERI, Victoria	99 La	1:10.28	
8.	CSILLAG, Emma	99 Jrhs	1:10.94	
9.	SECCO, Gabrielle	00 Csa	1:11.48	
10.	LIPES, Mikayla	00 Jrhs	1:11.78	
11.	CRITCH, Kennedy-Anne	99 Stt	1:11.81	
12.	O'NEILL, Emily	00 Villa	1:12.47	
13.	FALLIS, Holly	99 Stt	1:13.15	
14.	BOULANGER, Marilou	00 Ba	1:15.15	
15.	HALPERIN, Taylor	00 Rivhs	1:15.95	
16.	COFFIN, Annie	00 Macd	1:18.12	
17.	CROSSLEY, Shannon	99 Wwhs	1:18.84	
18.	MUSTILLO, Laura	00 Shsm	1:22.97	
19.	ASTROLOGO, Maya	99 Vmc	1:23.87	
20.	BRODEUR, Jessica	99 Shsm	1:24.65	
21.	LATREILLE, Melanie	00 Kuper	1:24.90	
22.	ALBRIGHT, Susanna	00 Traf	1:26.40	
23.	CREIGHTON, Victoria	99 Macd	1:27.99	
24.	PATRICK, Hannah	99 Macd	1:28.97	
25.	MERSEREAU, Chloe	00 Villa	1:29.06	
26.	SANTAGUIDA, Guinevere	99 Shsm	1:29.08	
DNS	VILLEGAS, Julia Carla	00 Jp1		
DNS	SUTTON, Ashley	99 Pchs		

EXH BOOLER, Megan 00 Bhs 1:19.18

[<< TOP >>](#)

Event 2
19/02/2013

Boys, 100m Freestyle

11 - 13 years
Results

Rank	YB		Time	50m	100m
1.	99	Royal	1:03.15		
2.	99	Stt	1:03.53		
3.	99	Csa	1:04.25		
4.	99	Loy	1:04.47		
5.	00	Rivhs	1:04.91		
6.	99	Loy	1:07.07		
7.	99	Stg	1:07.93		
8.	99	Royal	1:08.09		
9.	99	Royal	1:08.40		
10.	99	Csa	1:09.48		
	99	Loy	1:09.48		
12.	99	Stg	1:10.72		
13.	00	Wwhs	1:11.25		
14.	99	Bhs	1:12.95		
15.	99	Jrhs	1:14.39		
16.	00	Rivhs	1:16.53		
17.	00	Lphs	1:20.79		
18.	00	Macd	1:23.50		
19.	99	Rivhs	1:26.09		
20.	99	Herzliah High School	1:28.56		
21.	99	Macd	1:32.73		
22.	99	Bhs	1:32.87		
DNS	99	Jrhs			
DNS	00	Pchs			

[<< TOP >>](#)

Event 3
19/02/2013

Girls, 100m Freestyle

14 - 15 years
Results

Rank	YB		Time	50m	100m
1.	97	Kuper	1:00.28		
2.	97	Lphs	1:02.41		
3.	97	Villa	1:04.19		
4.	97	Csa	1:04.50		
5.	98	Csa	1:05.28		
6.	97	Shsm	1:05.59		
	98	Traf	1:05.59		
8.	98	Traf	1:06.70		
9.	98	Stt	1:06.78		
10.	98	Jrhs	1:06.84		
11.	97	Royal	1:06.85		
12.	98	Csa	1:08.95		
13.	98	Lmac	1:09.34		
14.	98	Bhs	1:12.40		
15.	97	Bhs	1:13.37		
16.	97	Lmac	1:13.94		
17.	97	Whs	1:14.57		
18.	98	Royal	1:14.79		
19.	97	Vmc	1:15.53		

20. CARSON, Meghan	97	Bhs	1:18.00
21. KONZ, Parker	98	Ecs	1:20.25
22. MURPHY-FURZE, Emma	98	Jrhs	1:20.34
23. LEROUX, Savannah	97	Macd	1:21.64
24. EVES, Erin	98	Jrhs	1:22.97

[<< TOP >>](#)

Event 4 Boys, 100m Freestyle 14 - 15 years
19/02/2013 Results

Rank	YB		Time	50m	100m
1. GROUT, Daniel	97	Jrhs	58.03		
2. LI, Yiwen	97	Selw	59.50		
3. ISINGS, Connor	98	Bhs	1:00.84		
4. PASQUALE, Matthew	98	La	1:00.91		
5. PERLMAN, George	97	Selw	1:01.45		
6. ODGER, Ethan	98	Pchs	1:05.62		
7. TATIGAN, Adam	97	Bhs	1:05.72		
8. CHOLMSKY, Luke	97	Pchs	1:06.28		
9. CARSON, Dylan	98	Loy	1:07.54		
10. TSUMARA-DARE, Trystan	97	Pchs	1:08.19		
11. GIZAS, Thomas	97	Stt	1:09.78		
12. LOPEZ, Jacob	98	Royal	1:13.71		
13. LEO, Michael	97	Stt	1:14.69		
14. DA CHAO, Luca	97	Royal	1:15.23		
15. LECLAIR, Matthew	98	Macd	1:19.56		
16. WEN, Yi Fan	98	Jp1	1:20.22		
17. COOPER, Nicholas	98	La	1:23.16		
18. THICKE, Kyran	97	Whs	1:23.41		
19. KANE, James	97	Macd	1:26.31		
DNS LAFLEUR, Joshua	97	Jrhs			
DNS ZELNICKER, Ryan	97	Royal			

[<< TOP >>](#)

Event 5 Women, 100m Freestyle 16 - 18 years
19/02/2013 Results

Rank	YB		Time	50m	100m
1. BRATHWAITE, Isabelle	96	Jrhs	1:02.22		
2. BRAIS, Alice	96	Shsm	1:08.12		
3. NOVACK, Vanessa	96	Rvale	1:09.94		
4. SYFRIDIS, Georgia	95	Villa	1:12.98		
5. SCHOMINGH, Emily	96	Villa	1:22.00		
DNS SAVIOLIDIS, Nicoletta	96	Shsm			

[<< TOP >>](#)

Event 6 Boys, 100m Freestyle 16 - 18 years
19/02/2013 Results

Rank	YB		Time	50m	100m
1. TURRIN, Justin	96	Pchs	58.75		
2. GRAHAM, Connor	96	Jrhs	58.86		
3. BOELEN, Rutger	95	Jrhs	1:01.65		
4. INGROUILLE, Alexander	96	Selw	1:02.41		
5. OBRAND, Jeremy	96	Selw	1:06.19		

6. ALEXOPOULOS, Costa	96	Loy	1:07.98
7. SOLTANI, Amin	96	Whs	1:08.30
8. BEDIRIAN, Anthony	95	Loy	1:08.34
9. LOWE, Charles	96	La	1:16.55
10. WILTZER, Maxwell	96	Lcc	1:18.72
11. PELOSI, David	96	Loy	1:19.53

[<< TOP >>](#)

Event 7
19/02/2013

Girls, 50m Fly

11 - 13 years
Results

Rank		YB		Time
1.	BRATHWAITE, Katrina	99	Jrhs	31.13
2.	LLANO, Madison	00	Lcc	32.16
3.	CAMPBELL, Florence	99	Bhs	34.09
4.	OSBORNE, Kiley	99	Bhs	34.50
5.	KUZAK, Lauren	00	Bhs	34.60
6.	GUALTIERI, Victoria	99	La	34.78
7.	DI FIORE, Francesca	99	Csa	35.03
8.	DUBOIS, Sarah	00	Stt	35.63
9.	STRICKLAND, Lily	99	Villa	35.91
10.	CRITCH, Kennedy-Anne	99	Stt	36.19
11.	ST PIERRE, Scarlett	00	Whs	36.50
12.	FALLIS, Holly	99	Stt	36.53
13.	KATCHAN, Lauren	99	Rivhs	37.15
14.	BOULANGER, Marilou	00	Ba	37.50
	O'NEILL, Emily	00	Villa	37.50
16.	BAUTISTA, Gabriella	00	Jrhs	37.97
17.	LIPES, Mikayla	00	Jrhs	38.34
18.	COFFIN, Annie	00	Macd	38.38
19.	SOLTANI, Tara	99	Whs	38.85
20.	NADEAU, Rachelle	00	Pchs	39.53
21.	MATHESON-WILKINSON, Fiona	00	Villa	42.42
22.	EATOCK, Kayla	00	Royal	44.18
23.	SPANIE-LEVASSEUR, Ashely	99	La	44.31
24.	BEAUDOIN, Charlotte A	99	Csa	44.38
25.	LATREILLE, Melanie	00	Kuper	45.88
26.	SANTAGUIDA, Guinevere	99	Shsm	46.77
DNS	LEGER, Talia	99	Pchs	
DNS	SUTTON, Ashley	99	Pchs	

[<< TOP >>](#)

Event 8
19/02/2013

Boys, 50m Fly

11 - 13 years
Results

Rank		YB		Time
1.	ASHAR-FARR, John	99	Jrhs	32.30
2.	SEGUIN, Tyler	99	Royal	32.94
3.	GEOFFRION-GOESSENS, Guillaume	99	Csa	33.25
4.	HIRSCHBACH, Evan	99	Loy	33.69
5.	SAPLYWYS, Adrian	00	Rivhs	33.72
6.	SVEISTRUP, Erik	99	Csa	34.26
7.	COFFIN, Charles	99	Loy	34.62
8.	GROISMAN, Benjamin	00	Herzliah High School	35.35
9.	STUART, Daniel	99	Wwhs	35.65
10.	MCCRACKEN, Nathaniel	00	Wwhs	36.00
11.	KOU, Gabriel	99	Stg	36.07

12. CHEVRIER, Nico	00	Loy	36.28
13. BOUCHARD, Cody	00	Bhs	36.41
14. ST ONGE, Jean Felix	00	Kuper	36.60
15. SAVIOLIDIS, Nathan	99	Stg	36.88
16. DEHEM-LEMELIN, Bruno	00	Csa	37.93
17. JENKINS, William	00	Pchs	38.94
18. LONG-METCALFE, Evan	99	Jrhs	39.12
19. GHANEM, Mutapha	00	Rivhs	40.28
20. ELMAN, James	99	Royal	40.62
DNS GERMAIN, Ryan	99	Jrhs	
DNS BALL, Cameron	00	Pchs	
DNS TAYLOR, Max	99	Royal	

[<< TOP >>](#)

Event 9
19/02/2013

Girls, 50m Fly

14 - 15 years
Results

Rank	YB		Time
1. PAQUIN, Nathalie	97	Lphs	30.91
2. DAIGNEAULT, Valerie	97	Kuper	31.31
3. BERGERON-MIRON, Camille	97	Csa	31.65
4. GHANEM, Nadia	98	Rivhs	31.78
5. HUSSEY, Stephanie	98	Csa	32.14
6. SPAGNUOLO, Sierra	97	Villa	32.53
7. SHERRARD, Samantha	98	Jrhs	33.37
8. DOWNEY, Katelyn	98	Traf	33.85
9. BOURDEAU - LEVESQUE, Beatrice	97	Royal	33.91
10. JEANSON, Caroline	97	Shsm	34.22
11. BRARD, Marie-Genevieve	98	Jrhs	34.32
12. ROBERTSON, Shannon	98	Stt	35.16
13. POLCSAK, Hailey	97	Stt	35.79
14. DOS SANTOS, Sydney	98	Royal	35.97
15. ST PIERRE, Annie	97	Whs	36.03
16. DI MARZIO, Gabriella	98	Lmac	36.31
17. GIROUX, Melanie	97	Csa	36.75
18. NADEAU, Nicole	98	Pchs	37.91
19. HALIKAS, Ashley	98	Royal	38.06
20. CHARTIER, Alexa	98	Qaa	38.18
21. WILDENMANN, Grace	98	Bhs	39.34
22. LANDAVERDE, Bianca	97	Lmac	39.69
23. DAVID, Louise	97	Whs	40.65
24. MICHELIN, Danielle	98	Traf	41.42
25. KENNEDY, Natalie	97	Wwhs	43.90

[<< TOP >>](#)

Event 10
19/02/2013

Boys, 50m Fly

14 - 15 years
Results

Rank	YB		Time
1. GOIN, Adrian	98	Loy	25.81
2. GROUT, Daniel	97	Jrhs	28.63
3. BENRIMON, Solomon	97	Bial	29.38
4. PASQUALE, Matthew	98	La	29.97
5. LI, Yiwen	97	Selw	30.28
6. ROBINS, Liam	98	Stt	30.75
7. PATTERSON, Christopher	99	Stt	34.05
8. TSUMARA-DARE, Trystan	97	Pchs	34.87

9. VAN WIJK, Jaydon	98	Rvale	35.59
10. MARTONE, Kenji	97	Stt	38.18
11. CAMPBELL, Kevin	98	Rivhs	39.31
12. GREENSPOON, Kevin	98	Pchs	42.50
13. LUM, Spencer	98	Bhs	45.16

[<< TOP >>](#)

Event 11 Women, 50m Fly 16 - 18 years
19/02/2013 Results

Rank	YB		Time
1. BRATHWAITE, Isabelle	96	Jrhs	30.97
2. MAGLIOCCO, Alicia	96	Pchs	33.35
3. BRAIS, Alice	96	Shsm	36.77
4. NOVACK, Vanessa	96	Rvale	37.65

[<< TOP >>](#)

Event 12 Boys, 50m Fly 16 - 18 years
19/02/2013 Results

Rank	YB		Time
1. CAMERON, Vincent	96	Pchs	28.90
2. SHAW, Noah	95	Lphs	29.12
3. BOELEN, Rutger	95	Jrhs	31.13
4. TIGER, Daniel	96	Rvale	31.50
5. INGROUILLE, Alexander	96	Selw	31.56
6. OBRAND, Jeremy	96	Selw	32.29
7. ALEXOPOULOS, Costa	96	Loy	34.82
8. BEDIRIAN, Anthony	95	Loy	34.88
9. PELOSI, David	96	Loy	39.64

[<< TOP >>](#)

Event 13 Girls, 50m Freestyle 11 - 13 years
19/02/2013 Results

Rank	YB		Time
1. GREGOIRE, Arielle	99	Csa	29.35
2. DOBBY, Erica	99	Bhs	29.66
3. DOLLINGER, Jennifer	00	Csa	29.69
LLANO, Madison	00	Lcc	29.69
5. CAMPBELL, Florence	99	Bhs	30.50
6. LEO, Deanna	99	Stt	31.01
7. CARMICHAEL, Darya	00	Qaa	31.03
8. OBRAND, Alyssa	99	Lcc	31.65
9. PASTERNAK, Lia	99	Jrhs	32.06
10. MORELI, Tess	00	Bhs	32.19
11. CSILLAG, Emma	99	Jrhs	32.40
12. GUALTIERI, Victoria	99	La	32.60
13. MCKEE, Meghan	99	Kuper	32.90
14. KATCHAN, Lauren	99	Rivhs	33.19
15. RAE, Jesse	00	Stt	33.30
16. O'NEILL, Emily	00	Villa	33.71
17. GOLDSBROUGH, Lauren	99	Qaa	33.93
18. LIPES, Mikayla	00	Jrhs	33.97
19. CROSSLEY, Shannon	99	Wwhs	34.18

20. COFFIN, Annie	00	Macd	34.19
21. HALPERIN, Taylor	00	Rivhs	34.25
22. DELGESSO, Laura	99	Wwhs	34.79
23. BOULANGER, Marilou	00	Ba	34.93
24. RYAN, Emma	99	Qaa	34.94
25. MUSTILLO, Laura	00	Shsm	35.50
26. BAIRD, Hannah	00	Villa	35.81
27. MROZEK, Martha	99	Stt	36.28
28. KEENAN, Kaitlin	99	Royal	36.91
29. MERSEREAU, Chloe	00	Villa	38.00
DNS BOULET, Marianne	99	Csa	
DNS CRABB PHAM, Charnay	99	Rivhs	
DNS MERCIER, Emma	99	Traf	
DNS KUZIK, Lauren	99	Wwhs	

[<< TOP >>](#)

Event 14
19/02/2013

Boys, 50m Freestyle

11 - 13 years
Results

Rank	YB		Time
1. CARRIER, Marc Antoine	00	Csa	27.91
2. LAROCHE, Alexander	99	Stt	29.25
3. ASHAR-FARR, John	99	Jrhs	29.31
4. RIZZUTO, Jacob	99	Royal	29.59
5. RUYSSERS, Carl	00	La	30.13
6. LEBRUN, Benjamin	99	Csa	30.17
7. COLLINSON, David	99	Stt	30.22
8. BOUCHARD, Cody	00	Bhs	30.62
9. MCAULIFFE, Frederick	00	Loy	30.63
10. STUART, Daniel	99	Wwhs	30.94
11. JONES, Vlasislav	99	Selw	31.06
12. NOWAKOWSKI, Alex	99	Loy	31.28
13. ELMAN, James	99	Royal	31.44
14. ST ONGE, Jean Felix	00	Kuper	32.44
15. GOULET, Evan	99	Loy	32.97
16. BOUTSALS, Peter	99	Laurn	33.19
17. GROISMAN, Benjamin	00	Herzliah High School	33.60
18. JANNA, Josh	99	Kuper	33.84
19. VIJH, Carter	99	Bhs	34.40
20. BLANDER, Nathaniel	00	Lphs	35.25
21. GHANEM, Mutapha	00	Rivhs	35.50
22. SADEGHI, Nigel	00	Macd	36.19
23. NICODEMO, Noah	00	Bhs	36.44
24. JENKINS, William	00	Pchs	37.22
25. Z'GRAGGEN, Anton	99	Royal	37.50
26. GALLAGHER, Shayne	99	Rivhs	37.59
27. JAQUITH, Aidan	00	Macd	38.53
28. NIKOLOPOULOS, Gerassimos	99	Selw	38.55
DNS PELLETIER, Eric	00	Csa	
DNS GERMAIN, Ryan	99	Jrhs	
DNS GANOIGN, Lucas	99	Lphs	
DNS BALL, Cameron	00	Pchs	
DNS BISHOP, Jeremy	99	Pchs	

[<< TOP >>](#)

Event 15
19/02/2013

Girls, 50m Freestyle

14 - 15 years
Results

Rank		YB		Time
1.	BERGERON-MIRON, Camille	97	Csa	28.16
	DAIGNEAULT, Valerie	97	Kuper	28.16
3.	PAQUIN, Nathalie	97	Lphs	28.37
4.	OBRAND, Alexandrine	97	Lcc	28.44
5.	FELX, Chloe	98	Csa	29.18
6.	FAIRHOLM, Courtney	97	Stt	29.60
7.	DOWNEY, Katelyn	98	Traf	29.75
8.	LACROIX-MOREAU, Noemie	97	Csa	29.85
9.	WILLIAMS, Carole-Anne	97	Royal	31.00
10.	ESPOSITO, Vanessa	98	Traf	31.18
11.	JEANSON, Caroline	97	Shsm	31.19
12.	ROBERTSON, Shannon	98	Stt	31.30
13.	BEAUREGARD, Laurence	97	Ba	32.72
14.	DOS SANTOS, Sydney	98	Royal	32.81
15.	DAVID, Louise	97	Whs	33.25
16.	DI MARZIO, Sabrina	97	Vmc	33.37
17.	DOUGLAS, Emma	98	Qaa	34.19
18.	KONZ, Parker	98	Ecs	34.25
19.	MURRAY, Mackenzie	97	Bhs	34.56
20.	CARSON, Meghan	97	Bhs	34.69
21.	ROBSHAW, Victoria	97	Bhs	35.00
22.	LEROUX, Savannah	97	Macd	35.06
23.	MURPHY-FURZE, Emma	98	Jrhs	35.12
24.	GRAHAM, Thalia	97	Jrhs	35.22
	VAN RYSWYK, Victoria	97	Lcc	35.22
26.	CRAFT, Lauren	97	Herzliah High School	35.94
27.	BATEMAN, Marika	98	Jrhs	35.97
28.	DANIS, Chelsea	98	Stt	36.62
29.	WALLACE, Hannah	97	Villa	36.97
30.	SWEETMAN-HAMMOND, Clara	98	Lphs	37.32
31.	NADEAU, Nicole	98	Pchs	37.34
DNS	CUMMINGS, Tantis	97	Pchs	
DNS	CHARTIER, Alexa	98	Qaa	
DNS	LANDSBERGER, Julia	98	Royal	
DNS	GREENOUGH, Kayla	98	Wwhs	

[<< TOP >>](#)

Event 16
19/02/2013

Boys, 50m Freestyle

14 - 15 years
Results

Rank		YB		Time
1.	LOEWEN, Matthew	97	Selw	24.63
2.	HARTAL, David	97	Herzliah High School	24.94
3.	PERLMAN, George	97	Selw	27.32
4.	PASQUALE, Matthew	98	La	27.62
5.	LAND, Jeremy	98	Stt	27.91
6.	VAN WIJK, Jaydon	98	Rvale	27.92
7.	LAFLEUR, Joshua	97	Jrhs	28.90
8.	MARTONE, Kenji	97	Stt	28.91
9.	CAMERON, Mitchell	98	Pchs	29.22
10.	CARSON, Dylan	98	Loy	30.20
11.	CHOLMSKY, Luke	97	Pchs	30.28
12.	LUM, Anthony	97	Bhs	30.43
13.	DIMARIA, Luca	97	Royal	30.53
14.	ODGER, Ethan	98	Pchs	30.73
15.	TATIGAN, Adam	97	Bhs	30.74
16.	SISTI, Marco	98	La	31.25

17. LAXER, Jacob	98	Bial	33.10
18. DA CHAO, Luca	97	Royal	33.25
19. VERGADOS, Jimmy	97	Royal	33.47
20. GIZAS, Thomas	97	Stt	33.66
21. LECLAIR, Matthew	98	Macd	34.41
22. COOPER, Nicholas	98	La	35.63
23. CAMPBELL, Kevin	98	Rivhs	37.00

[<< TOP >>](#)

Event 17 Women, 50m Freestyle 16 - 18 years
19/02/2013 Results

Rank	YB		Time
1. DAIGNEAULT, Gabrielle	96	Kuper	28.06
2. DIVITA, Caroline	96	Qaa	29.35
3. SIMPSON, Jillian	96	Traf	30.37
4. MCCULLOGH, Kelly	96	Shsm	30.53
5. BRAIS, Alice	96	Shsm	31.00
6. MENTAKIS, Angela	96	Stt	31.74
7. MILLER, Caitlin	96	Qaa	32.82
8. BURNS, Madison	96	Qaa	34.31
9. SCHOMINGH, Emily	96	Villa	37.53
10. SIROIS, Marguerite	96	Ecs	40.47
DNS BRAY, Julia	95	Pchs	
DNS SHI, Daisy	96	Royal	
DNS NOVACK, Vanessa	96	Rvale	
DNS SAVIOLIDIS, Nicoletta	96	Shsm	
DNS GOURDJI, Eva	96	Stt	

[<< TOP >>](#)

Event 18 Boys, 50m Freestyle 16 - 18 years
19/02/2013 Results

Rank	YB		Time
1. SHAW, Noah	95	Lphs	27.28
2. GRAHAM, Connor	96	Jrhs	27.38
3. TIGER, Daniel	96	Rvale	28.87
4. LAFLAMME, Evan	96	Stt	29.19
5. SCIANAMBLO, Joey	96	Vmc	29.39
6. LUNDELL-SMITH, Connor	96	Selw	29.75
7. OBRAND, Jeremy	96	Selw	30.06
8. RYAN, Patrick	96	Loy	30.63
9. BEDIRIAN, Anthony	95	Loy	31.02
10. WILTZER, Maxwell	96	Lcc	32.47
11. ROBITAILLE, Jacob	96	Pchs	33.34
12. MARCOGLIESE, Alessandro	96	Lmac	34.00
13. JOHNSTON, Maksim	96	Rvale	34.38
14. BEDARD, Ben	96	Selw	34.88
DNS LUXENBERG, Adam	96	Herzliah High School	
DNS FRASER, Kevin	95	Lcc	
DNS VELLA, Jesse	96	Pchs	
DNS STUART, Matthew	96	Wwhs	

[<< TOP >>](#)

Event 19 Girls, 4 x 50m Medley 11 - 13 years
19/02/2013 Results

Rank				Time
1.	Csa 1	Csa		2:19.18
	BOULET, Marianne		DOLLINGER, Jennifer	00
	DI FIORE, Francesca		GREGOIRE, Arielle	99
2.	Bhs 1	Bhs		2:19.37
	CAMPBELL, Florence		KUZAK, Lauren	00
	DOBBY, Erica		MORELI, Tess	00
3.	Stt 1	Stt		2:28.56
	WILSON, Grace		DUBOIS, Sarah	00
	GOYER, Emmanuelle		RAE, Jesse	00
4.	Qaa 1	Qaa		2:30.69
	CARMICHAEL, Darya		RYAN, Emma	99
	GOLDSBROUGH, Lauren		SCOTT, Ashleigh	00
5.	Jrhs 1	Jrhs		2:39.22
	BAUTISTA, Gabriella		LIPES, Mikayla	00
	GREELEY, Sabryna		MCKAY, Taylor	99
6.	Villa 1	Villa		2:40.98
	BAIRD, Hannah		O'NEILL, Emily	00
	CAMPBELL, Veronica		STRICKLAND, Lily	99
7.	Shsm 1	Shsm		3:17.94
	,	,		
	,	,		
DSQ	Wwhs 1	Wwhs		
	CROSSLEY, Shannon, DELGESSO, Laura, GREENOUGH, Ashley, SIMONEAU, Dominique			
DNS	Royal 1	Royal		

[<< TOP >>](#)

Event 20
19/02/2013

Boys, 4 x 50m Medley

11 - 13 years
Results

Rank				Time
1.	Loy 1	Loy		2:18.53
	COFFIN, Charles		NOWAKOWSKI, Alex	99
	HIRSCHBACH, Evan		SIMPSON, Neil	99
2.	Csa 1	Csa		2:22.37
	CARRIER, Marc Antoine		GEOFFRION-GOESSENS,	99
	DEHEM-LEMELIN, Bruno		Guillaume	00
			PELLETIER, Eric	
3.	Royal 1	Royal		2:45.59
	PULIGANDIA, Evan		WAKELY, Brandon	99
	TARDY, Christopher		Z'GRAGGEN, Anton	99

[<< TOP >>](#)

Event 21
19/02/2013

Girls, 4 x 50m Medley

14 - 15 years
Results

Rank				Time
1.	Csa 1	Csa		2:18.40
	BERGERON-MIRON, Camille		LACROIX-MOREAU, Noemie	97
	CUMETI, Jasmine		TOUCHETTE-MCGOWAN,	98
			Jeanne	
2.	Jrhs 1	Jrhs		2:24.47
	BRARD, Marie-Genevieve		SHERRARD, Samantha	98
	MURPHY-FURZE, Emma		BRATHWAITE, Katrina	99
3.	Villa 1	Villa		2:33.85
	MCDONALD, Kelly		WALLACE, Hannah	97
	SEBASTIEN, Stephanie		SPAGNUOLO, Sierra	97
4.	Whs 1	Whs		2:35.16
	DAVID, Louise		ST PIERRE, Annie	97
	ST PIERRE, Scarlett		SOLTANI, Tara	99

5. Stt 1		Stt		2:37.50
FAIRHOLM, Caitlin	00	FALLIS, Holly	99	
GENGE, Kate	99	MROZEK, Martha	99	
6. Royal 1		Royal		2:47.57
DOS SANTOS, Sydney	98	KNOX, Kira	97	
HALIKAS, Ashley	98	LANDSBERGER, Julia	98	
DNS Pchs 1		Pchs		
DNS Qaa 1		Qaa		
DNS Rivhs 1		Rivhs		

[<< TOP >>](#)

Event 22 Boys, 4 x 50m Medley 14 - 15 years
19/02/2013 Results

Rank				Time
1. Selw 1		Selw		2:05.22
DE STEFANO, Nikolas	97	LOEWEN, Matthew	97	
LI, Yiwen	97	PERLMAN, George	97	
2. Royal 1		Royal		2:18.25
ELMAN, James	99	FANIA, Ricky	97	
STACK, Logan	99	DA CHAO, Luca	97	
3. Stt 1		Stt		2:25.72
COLLINSON, David	99	LAROCHE, Alexander	99	
SICILIANI, Zachary	99	GIZAS, Thomas	97	
4. Pchs 1		Pchs		2:29.25
TSUMARA-DARE, Trystan	97	JENKINS, Jeremy	98	
GREENSPOON, Kevin	98	MCLAUGHLIN, Shane	98	
5. Rivhs 1		Rivhs		2:37.75
CAMPBELL, Kevin	98	GHANEM, Mutapha	00	
GALLAGHER, Shayne	99	SAPLYWYS, Adrian	00	

[<< TOP >>](#)

Event 23 Women, 4 x 50m Medley 16 - 18 years
19/02/2013 Results

Rank				Time
1. Royal 1		Royal		2:25.19
BOURDEAU - LEVESQUE, Beatrice	97 96	WILLIAMS, Carole-Anne	97 96	
CHUNG, Kathryn		TRINEER-ROBERTS, Hannah		
2. Qaa 1		Qaa		2:27.44
BURNS, Madison	96	MILLER, Caitlin	96	
DIVITA, Caroline	96			
3. Pchs 1		Pchs		2:38.25
MAGLIOCCO, Alicia	96	COHCENNE, Valerie	96	
TOUMURA-DARE, Meaghen	96	BRAY, Julia	95	
4. Stt 1		Stt		2:40.38
DANIS, Chelsea	98	ARELLA, Samantha	98	
POLCSAK, Hailey	97	GOURDJI, Eva	96	
DSQ Shsm		Shsm		

'' '' ''

[<< TOP >>](#)

Event 24 Boys, 4 x 50m Medley 16 - 18 years
19/02/2013 Results

Rank				Time
1. Pchs 1		Pchs		2:11.72
CAMERON, Vincent	96	VELLA, Jesse	96	

ROBITAILLE, Jacob	96	TURRIN, Justin	96
2. Selw 1		Selw	2:18.67
LUNDELL-SMITH, Connor	96	OBRAND, Jeremy	96
INGROUILLE, Alexander	96	BEDARD, Ben	96
3. Stt 1		Stt	2:20.53
BHARGAVA, Shiv	98	PATTERSON, Christopher	99
VIALETTE, Nicholas	98	LEO, Michael	97
DSQ Loy 1		Loy	
ALEXOPOULOS, Costa, BEDIRIAN, Anthony, PELOSI, David, RYAN, Patrick			
DNS Royal 1		Royal	
DNS Whs 1		Whs	

[<< TOP >>](#)

Event 25
19/02/2013

Girls, 100m Medley

11 - 13 years
Results

Rank	YB		Time	50m	100m
1.	99	Bhs	1:13.91		
2.	99	Csa	1:14.91		
3.	99	Stt	1:16.40		
4.	00	Bhs	1:17.06		
5.	00	Qaa	1:18.03		
6.	99	Jrhs	1:18.87		
7.	99	Villa	1:21.13		
8.	99	Lcc	1:22.59		
9.	00	Bhs	1:22.78		
10.	99	Jrhs	1:22.98		
11.	00	Csa	1:27.40		
12.	99	Jrhs	1:27.53		
13.	99	Whs	1:28.97		
14.	00	Csa	1:31.75		
15.	99	Wwhs	1:32.87		
16.	00	Villa	1:35.85		
17.	99	Shsm	1:38.18		
18.	99	Wwhs	1:38.22		
19.	99	La	1:38.96		
20.	99	La	1:40.29		
21.	00	Royal	1:41.66		
22.	99	Wwhs	1:41.87		
23.	00	Vmc	1:44.31		
	00	Villa	1:44.31		
25.	99	Macd	1:44.53		
DNS	99	Rivhs			
DNS	00	Rivhs			
DNS	99	Stt			
DNS	99	Stt			
DNS	99	Traf			

[<< TOP >>](#)

Event 26
19/02/2013

Boys, 100m Medley

11 - 13 years
Results

Rank	YB		Time	50m	100m
1.	00	Csa	1:12.22		
2.	99	Loy	1:12.40		
3.	99	Royal	1:14.70		
4.	99	Royal	1:15.28		
5.	99	Stt	1:15.56		

6. ASHAR-FARR, John	99	Jrhs	1:16.97
7. COFFIN, Charles	99	Loy	1:17.03
8. LEBRUN, Benjamin	99	Csa	1:19.34
9. RUYSSERS, Carl	00	La	1:20.62
10. COLLINSON, David	99	Stt	1:20.72
11. JONES, Vlasislav	99	Selw	1:22.63
12. STUART, Daniel	99	Wwhs	1:23.25
13. SICILIANI, Zachary	99	Stt	1:24.47
14. BRAWLEY, Mathieu	99	Loy	1:28.29
15. VIJH, Carter	99	Bhs	1:29.24
16. JANNA, Josh	99	Kuper	1:31.16
DNS PELLETIER, Eric	00	Csa	
DNS BISHOP, Jeremy	99	Pchs	

[<< TOP >>](#)

Event 27 Girls, 100m Medley 14 - 15 years
19/02/2013 Results

Rank	YB		Time	50m	100m
1.	TOUCHETTE-MCGOWAN, Jeanne	98	Csa	1:11.58	
2.	OBRAND, Alexandrine	97	Lcc	1:12.28	
3.	GHANEM, Nadia	98	Rivhs	1:12.84	
4.	SPAGNUOLO, Sierra	97	Villa	1:16.59	
5.	LAMBERT, Maguerite	98	Stt	1:16.93	
6.	SHERRARD, Samantha	98	Jrhs	1:17.24	
7.	FELX, Chloe	98	Csa	1:19.28	
8.	DI MARZIO, Gabriella	98	Lmac	1:20.69	
9.	BEAUREGARD, Laurence	97	Ba	1:23.19	
10.	FAIRHOLM, Courtney	97	Stt	1:23.68	
11.	ST PIERRE, Annie	97	Whs	1:28.06	
12.	POLCSAK, Hailey	97	Stt	1:29.28	
13.	MICHELIN, Danielle	98	Traf	1:33.12	
14.	CRAFT, Lauren	97	Herzliah High School	1:34.09	
DNS	CUMETI, Jasmine	98	Csa		
DNS	SUTTON, Rebecca	97	Pchs		

[<< TOP >>](#)

Event 28 Boys, 100m Medley 14 - 15 years
19/02/2013 Results

Rank	YB		Time	50m	100m
1.	LOEWEN, Matthew	97	Selw	1:02.44	
2.	GOIN, Adrian	98	Loy	1:02.63	
3.	HARTAL, David	97	Herzliah High School	1:04.66	
4.	ISINGS, Connor	98	Bhs	1:07.69	
5.	GRANT, Mitchell	97	Stt	1:08.03	
6.	LAND, Jeremy	98	Stt	1:10.57	
7.	BENRIMON, Solomon	97	Bial	1:12.12	
8.	DE STEFANO, Nikolas	97	Selw	1:16.03	
9.	TSUMARA-DARE, Trystan	97	Pchs	1:19.38	
10.	MARTONE, Kenji	97	Stt	1:22.53	
DSQ	LUM, Spencer	98	Bhs		
DNS	CHOLMSKY, Luke	97	Pchs		
DNS	CHUNG, Christopher	98	Royal		
DNS	VAN WIJK, Jaydon	98	Rvale		

[<< TOP >>](#)Event 29
19/02/2013

Women, 100m Medley

16 - 18 years
Results

Rank		YB		Time	50m	100m
1.	DAIGNEAULT, Gabrielle	96	Kuper	1:09.59		
2.	TRINEER-ROBERTS, Hannah	96	Royal	1:12.31		
3.	DIVITA, Caroline	96	Qaa	1:13.25		
4.	MCCULLOGH, Kelly	96	Shsm	1:19.35		
5.	SIMPSON, Jillian	96	Traf	1:21.44		
6.	NOVACK, Vanessa	96	Rvale	1:21.81		
7.	SYFRIDIS, Georgia	95	Villa	1:25.97		
DNS	MENTAKIS, Angela	96	Stt			

[<< TOP >>](#)Event 30
19/02/2013

Boys, 100m Medley

16 - 18 years
Results

Rank		YB		Time	50m	100m
1.	INGROUILLE, Alexander	96	Selw	1:09.22		
2.	TURRIN, Justin	96	Pchs	1:10.32		
3.	LAFLAMME, Evan	96	Stt	1:14.85		
4.	SOLTANI, Amin	96	Whs	1:17.22		
5.	SCIAMBLO, Joey	96	Vmc	1:19.19		
DNS	LUXENBERG, Adam	96	Herzliah High School			
DNS	FRASER, Kevin	95	Lcc			
DNS	TIGER, Daniel	96	Rvale			
DNS	STUART, Matthew	96	Wwhs			

[<< TOP >>](#)Event 31
19/02/2013

Girls, 50m Backstroke

11 - 13 years
Results

Rank		YB		Time
1.	GREGOIRE, Arielle	99	Csa	33.69
2.	DOBBY, Erica	99	Bhs	34.25
3.	LLANO, Madison	00	Lcc	34.37
4.	OSBORNE, Kiley	99	Bhs	35.59
5.	SCOTT, Ashleigh	00	Qaa	36.44
6.	KATCHAN, Lauren	99	Rivhs	38.00
7.	WILSON, Grace	00	Stt	38.57
8.	BRAITHWAITE, Melissa	99	Jrhs	38.62
9.	MCKEE, Meghan	99	Kuper	39.25
10.	RAE, Jesse	00	Stt	39.91
11.	MARTIN, Kayla	00	Csa	41.25
12.	FAIRHOLM, Caitlin	00	Stt	41.79
13.	VILLEGAS, Julia Carla	00	Jp1	41.88
14.	MCKAY, Taylor	99	Jrhs	43.07
15.	SIMONEAU, Dominique	99	Wwhs	43.84
16.	CAMPBELL, Veronica	00	Villa	43.88
17.	MADDEN, Julianne	99	La	44.06
18.	MATHESON-WILKINSON, Fiona	00	Villa	44.07
19.	NADEAU, Rachelle	00	Pchs	44.63
20.	CULLEN, Meaghan	00	Villa	47.50
21.	ALBRIGHT, Susanna	00	Traf	47.71
22.	SANTAGUIDA, Guinevere	99	Shsm	49.16

DNS BOULET, Marianne	99	Csa
DNS CSILLAG, Emma	99	Jrhs
DNS SUTTON, Ashley	99	Pchs
DNS MERCIER, Emma	99	Traf

[<< TOP >>](#)

Event 32
19/02/2013

Boys, 50m Backstroke

11 - 13 years
Results

Rank	YB		Time
1.	99	Royal	32.29
2.	00	Rivhs	32.41
3.	00	Csa	33.19
4.	00	Csa	34.47
5.	99	Loy	35.31
6.	00	La	36.34
7.	99	Selw	38.23
8.	99	Stt	38.63
9.	99	Stg	39.09
10.	00	Csa	40.03
11.	00	Royal	40.19
12.	99	Jrhs	40.43
13.	00	Macd	41.62
14.	99	Stt	41.85
15.	99	Loy	43.03
16.	00	Bhs	45.46
DNS	99	Loy	
DNS	99	Pchs	

[<< TOP >>](#)

Event 33
19/02/2013

Girls, 50m Backstroke

14 - 15 years
Results

Rank	YB		Time
1.	97	Stt	34.03
2.	98	Jrhs	34.81
3.	98	Csa	35.06
4.	97	Lcc	36.34
5.	98	Stt	37.41
6.	98	Csa	37.54
7.	98	Qaa	38.60
8.	97	Vmc	39.10
9.	98	Royal	39.77
10.	97	Pchs	40.18
11.	98	Jrhs	40.69
12.	98	Bhs	40.84
13.	98	Stt	40.90
14.	97	Herzliah High School	44.50
DSQ	97	Whs	
DNS	97	Bhs	
DNS	98	Csa	
DNS	97	Macd	
DNS	97	Pchs	
DNS	98	Royal	

[<< TOP >>](#)

Event 34
19/02/2013

Boys, 50m Backstroke

14 - 15 years
Results

Rank	YB		Time
1.	97	Herzliah High School	29.78
2.	98	Loy	30.16
3.	97	Selw	33.10
4.	97	Selw	33.84
5.	97	Stt	34.90
6.	99	Stt	35.28
7.	98	Rvale	35.44
8.	98	Pchs	37.04
9.	97	Jrhs	37.40
10.	98	Pchs	37.53
11.	97	Selw	37.62
12.	98	Pchs	39.28
13.	98	La	39.75
14.	98	Rivhs	39.95
15.	98	Stt	40.54
16.	98	Macd	41.00

[<< TOP >>](#)

Event 35
19/02/2013

Women, 50m Backstroke

16 - 18 years
Results

Rank	YB		Time
1.	96	Kuper	32.60
2.	96	Qaa	34.28
3.	96	Shsm	36.50
4.	96	Traf	37.22
5.	96	Stt	38.57
6.	96	Qaa	38.97
7.	95	Villa	40.02
DNS	96	Royal	
DNS	96	Rvale	
DNS	96	Stt	

[<< TOP >>](#)

Event 36
19/02/2013

Boys, 50m Backstroke

16 - 18 years
Results

Rank	YB		Time
1.	96	Jrhs	32.16
2.	96	Selw	34.41
3.	96	Vmc	35.70
4.	96	La	37.56
5.	96	Loy	37.66
DNS	95	Lcc	

[<< TOP >>](#)

Event 37
19/02/2013

Girls, 50m Breaststroke

11 - 13 years
Results

Rank	YB		Time
1.	00	Csa	37.69

2. BRATHWAITE, Katrina	99	Jrhs	38.10
3. CAMPBELL, Florence	99	Bhs	38.21
4. GREGOIRE, Arielle	99	Csa	39.88
5. CARMICHAEL, Darya	00	Qaa	40.10
6. NADEAU, Rachelle	00	Pchs	40.72
7. WILSON, Grace	00	Stt	40.75
8. GIROUX, Stephanie	99	Csa	41.63
9. OSBORNE, Kiley	99	Bhs	42.15
10. GOYER, Emmanuelle	99	Stt	42.75
11. STRICKLAND, Lily	99	Villa	42.81
12. BRAITHWAITE, Melissa	99	Jrhs	43.07
13. ST PIERRE, Scarlett	00	Whs	43.43
14. GREELEY, Sabryna	99	Jrhs	43.65
15. OBRAND, Alyssa	99	Lcc	43.72
16. GENGE, Kate	99	Stt	44.28
17. SOLTANI, Tara	99	Whs	44.93
18. CROSSLEY, Shannon	99	Wwhs	47.50
19. MUSTILLO, Laura	00	Shsm	47.56
20. ENNIS, Teagan	00	Shsm	48.22
21. BAIRD, Hannah	00	Villa	48.60
22. MCLEOD, Elizabeth	00	Royal	49.19
23. HEGGER, Olivia	00	Ecs	50.00
24. DELGESSO, Laura	99	Wwhs	50.06
25. GOMBERG, Chloe	99	Royal	50.38
26. CAMPBELL, Veronica	00	Villa	50.64
DNS MARTIN, Alexandra	00	Bhs	
DNS CRABB PHAM, Charnay	99	Rivhs	
DNS BATTISTA, Calista	99	Vmc	
DNS BRUNI, Emily	99	Vmc	

[<< TOP >>](#)

Event 38
19/02/2013

Boys, 50m Breaststroke

11 - 13 years
Results

Rank	YB		Time
1. GROISMAN, Benjamin	00	Herzliah High School	37.03
2. MCAULIFFE, Frederick	00	Loy	37.53
3. STACK, Logan	99	Royal	37.56
4. SAVIOLIDIS, Nathan	99	Stg	38.12
5. BOUCHARD, Cody	00	Bhs	38.13
6. SIMPSON, Neil	99	Loy	38.87
7. NOWAKOWSKI, Alex	99	Loy	40.25
8. ST ONGE, Jean Felix	00	Kuper	42.29
9. MCCRACKEN, Nathaniel	00	Wwhs	42.59
10. SVEISTRUP, Erik	99	Csa	42.88
11. LEBRUN, Benjamin	99	Csa	42.94
12. SICILIANI, Zachary	99	Stt	44.97
13. NICODEMO, Noah	00	Bhs	46.09
14. WAKELY, Brandon	99	Royal	46.44
15. TARDY, Christopher	99	Royal	47.08
16. SELEZNEV, David	99	Herzliah High School	47.28
17. NIKOLOPOULOS, Gerassimos	99	Selw	48.15
18. JENKINS, William	00	Pchs	49.38
19. SHERRY, Devyn	99	Bhs	52.60
DSQ LEVETT, Jeremy	99	Herzliah High School	
DNS GANOON, Lucas	99	Lphs	

[<< TOP >>](#)

Event 39
19/02/2013

Girls, 50m Breaststroke

14 - 15 years
Results

Rank		YB		Time
1.	TOUCHETTE-MCGOWAN, Jeanne	98	Csa	38.34
2.	LAMBERT, Maguerite	98	Stt	39.78
3.	SEBASTIEN, Stephanie	97	Villa	39.80
4.	BERGERON-MIRON, Camille	97	Csa	39.82
5.	BRARD, Marie-Genevieve	98	Jrhs	39.84
	ESPOSITO, Vanessa	98	Traf	39.84
7.	GHANEM, Nadia	98	Rivhs	40.12
8.	LACROIX-MOREAU, Noemie	97	Csa	40.16
9.	POLCSAK, Hailey	97	Stt	42.25
10.	MURRAY, Mackenzie	97	Bhs	43.09
11.	BEAUREGARD, Laurence	97	Ba	43.75
12.	ST PIERRE, Annie	97	Whs	44.00
13.	PLAMONDON, Samantha	97	Lphs	44.31
14.	RISPLER, Emma	98	Qaa	44.53
15.	KENNEDY, Natalie	97	Wwhs	45.31
16.	KONZ, Parker	98	Ecs	46.22
17.	ROBSHAW, Victoria	97	Bhs	46.47
18.	KLEIN, Catyra	97	Pchs	47.03
19.	MICHELIN, Danielle	98	Traf	47.37
20.	NICHILO-JACOCBS, Nyoka	98	Jrhs	47.66
21.	WALLACE, Hannah	97	Villa	48.10
22.	KROCHENSKI, Zoe	98	Jrhs	48.25
23.	DANIS, Chelsea	98	Stt	48.31
24.	MCDONALD, Kelly	97	Villa	48.34
25.	KNOX, Kira	97	Royal	49.41
DSQ	BROWN, Hannah	97	Ecs	
DNS	BOURDEAU - LEVESQUE, Beatrice	97	Royal	
DNS	KINNEAR, Gillian	97	Royal	

[<< TOP >>](#)

Event 40
19/02/2013

Boys, 50m Breaststroke

14 - 15 years
Results

Rank		YB		Time
1.	LOEWEN, Matthew	97	Selw	30.90
2.	GRANT, Mitchell	97	Stt	31.53
3.	ISINGS, Connor	98	Bhs	33.25
4.	BENRIMON, Solomon	97	Bial	35.15
5.	GROUT, Daniel	97	Jrhs	35.84
6.	CAMERON, Mitchell	98	Pchs	36.97
7.	TATIGAN, Adam	97	Bhs	39.00
8.	FANIA, Ricky	97	Royal	40.46
9.	LUM, Spencer	98	Bhs	41.22
10.	LEO, Michael	97	Stt	41.60
11.	CARSON, Dylan	98	Loy	42.42
12.	DIMARIA, Luca	97	Royal	42.53
13.	THICKE, Kyran	97	Whs	42.59
14.	MCLAUGHLIN, Shane	98	Pchs	42.85
15.	LOPEZ, Jacob	98	Royal	42.97
	VIALETTE, Nicholas	98	Stt	42.97
17.	SISTI, Marco	98	La	44.75
18.	JENKINS, Jeremy	98	Pchs	44.81
19.	FUNICIELLO, Anthony	97	Lmac	45.03

[<< TOP >>](#)Event 41
19/02/2013

Women, 50m Breaststroke

16 - 18 years
Results

Rank		YB		Time
1.	TRINEER-ROBERTS, Hannah	96	Royal	36.69
2.	MAGLIOCCO, Alicia	96	Pchs	37.54
3.	BRATHWAITE, Isabelle	96	Jrhs	37.78
4.	ROBERTSON, Jenna	96	Stt	42.81
DNS	NOVACK, Vanessa	96	Rvale	

[<< TOP >>](#)Event 42
19/02/2013

Boys, 50m Breaststroke

16 - 18 years
Results

Rank		YB		Time
1.	SHAW, Noah	95	Lphs	34.44
2.	CAMERON, Vincent	96	Pchs	35.28
3.	SOLTANI, Amin	96	Whs	36.38
4.	LAFLAMME, Evan	96	Stt	37.34
5.	ALEXOPOULOS, Costa	96	Loy	38.13

[<< TOP >>](#)Event 43
19/02/2013

Girls, 4 x 50m Freestyle

11 - 13 years
Results

Rank				Time
1.	Jrhs 1		Jrhs	2:09.35
	BAUTISTA, Gabriella	00	CSILLAG, Emma	99
	BRAITHWAITE, Melissa	99	PASTERNAK, Lia	99
2.	Stt 1		Stt	2:13.13
	LEO, Deanna	99	CRITCH, Kennedy-Anne	99
	JODOIN, Sarah	99	GENGE, Kate	99
3.	Csa 1		Csa	2:24.32
	BEAUDOIN, Charlotte A	99	LOOPER, Camille	00
	GIROUX, Stephanie	99	SECCO, Gabrielle	00
4.	Villa 1		Villa	2:34.44
	BAIRD, Hannah	00	CULLEN, Meaghan	00
	CAMPBELL, Veronica	00	MERSEREAU, Chloe	00
5.	Shsm 1		Shsm	2:49.35
	,		,	
	,		,	
DNS	Bhs 1		Bhs	
DNS	Royal 1		Royal	

[<< TOP >>](#)Event 44
19/02/2013

Boys, 4 x 50m Freestyle

11 - 13 years
Results

Rank				Time
1.	Csa 1		Csa	2:06.06
	DEHEM-LEMELIN, Bruno	00	LEBRUN, Benjamin	99
	GEOFFRION-GOESSENS, Guillaume	99	SVEISTRUP, Erik	99
2.	Loy 1		Loy	2:09.93

BRAWLEY, Mathieu	99	GOULET, Evan	99
CHEVRIER, Nico	00	MCAULIFFE, Frederick	00
3. Bhs 1		Bhs	2:22.88
BOUCHARD, Cody	00	SHERRY, Devyn	99
NICODEMO, Noah	00	VIJH, Carter	99
DSQ Selw 1		Selw	
JONES, Vlasislav, NIKOLOPOULOS, Gerassimos, ROSSY, William, SEGAL, Greg			
DNS Pchs 1		Pchs	
DNS Royal 1		Royal	

[<< TOP >>](#)

Event 45
19/02/2013

Girls, 4 x 50m Freestyle

14 - 15 years
Results

Rank			Time
1.	Csa 1	Csa	2:00.56
	FELX, Chloe	98	TOUCHETTE-MCGOWAN, Jeanne
	GIROUX, Melanie	97	98
			VAN NOORD, Nikki
2.	Lcc 1	Lcc	2:06.22
	LLANO, Madison	00	OBRAND, Alexandrine
	OBRAND, Alyssa	99	97
			VAN RYSWYK, Victoria
3.	Stt 1	Stt	2:06.65
	FAIRHOLM, Caitlin	00	LAMBERT, Maguerite
	ROBERTSON, Shannon	98	98
			ARELLA, Samantha
4.	Villa 1	Villa	2:16.49
	MCDONALD, Kelly	97	WALLACE, Hannah
	SEBASTIEN, Stephanie	97	97
			SPAGNUOLO, Sierra
5.	Bhs 1	Bhs	2:20.31
	CARSON, Meghan	97	ROBSHAW, Victoria
	MURRAY, Mackenzie	97	98
			WILDENMANN, Grace
6.	Macd 1	Macd	2:25.10
	LEROUX, Savannah	97	CREIGHTON, Victoria
	COFFIN, Annie	00	99
			PATRICK, Hannah
7.	Jrhs 1	Jrhs	2:26.72
	BATEMAN, Marika	98	KROCHENSKI, Zoe
	GRAHAM, Thalia	97	98
			NICHILO-JACOCBS, Nyoka
DNS	Pchs 1	Pchs	
DNS	Royal 1	Royal	
DNS	Traf 1	Traf	

[<< TOP >>](#)

Event 46
19/02/2013

Boys, 4 x 50m Freestyle

14 - 15 years
Results

Rank			Time
1.	Stt 1	Stt	1:55.50
	GRANT, Mitchell	97	LAND, Jeremy
	MARTONE, Kenji	97	98
			ROBINS, Liam
2.	Royal 1	Royal	2:02.50
	RIZZUTO, Jacob	99	DIMARIA, Luca
	SEGUIN, Tyler	99	97
			FANIA, Ricky
3.	Pchs 1	Pchs	2:03.65
	ODGER, Ethan	98	CAMERON, Mitchell
	CHOLMSKY, Luke	97	98
			MCLAUGHLIN, Shane
4.	Bhs 1	Bhs	2:04.43
	ISINGS, Connor	98	LUM, Spencer
	LUM, Anthony	97	97
			TATIGAN, Adam
5.	Macd 1	Macd	2:28.81
	KANE, James	97	SADEGHI, Nigel
	LECLAIR, Matthew	98	00
			JAQUITH, Aidan

[<< TOP >>](#)

Event 47
19/02/2013

Women, 4 x 50m Freestyle

16 - 18 years
Results

Rank				Time
1.	Royal 1		Royal	2:09.79
	BOURDEAU - LEVESQUE, Beatrice	97	CHUNG, Kathryn	96
	WILLIAMS, Carole-Anne	97	TRINEER-ROBERTS, Hannah	96
2.	Pchs 1		Pchs	2:22.47
	MAGLIOCCO, Alicia	96	COHCENNE, Valerie	96
	TOUMURA-DARE, Meaghen	96	BRAY, Julia	95
DNS	Stt 1		Stt	

[<< TOP >>](#)

Event 48
19/02/2013

Boys, 4 x 50m Freestyle

16 - 18 years
Results

Rank				Time
1.	Jrhs 1		Jrhs	1:51.28
	BOELEN, Rutger	95	GROUT, Daniel	97
	GRAHAM, Connor	96	LAFLEUR, Joshua	97
2.	Pchs 1		Pchs	1:58.00
	CAMERON, Vincent	96	VELLA, Jesse	96
	ROBITAILLE, Jacob	96	TURRIN, Justin	96
3.	Loy 1		Loy	1:58.70
	CARSON, Dylan	98	PELOSI, David	96
	GOIN, Adrian	98	RYAN, Patrick	96
4.	Stt 1		Stt	2:05.72
	LAFLAMME, Evan	96	PATTERSON, Christopher	99
	GIZAS, Thomas	97	LEO, Michael	97
DNS	Royal 1		Royal	
DNS	Shsm 1		Shsm	

GMAA Championship Swim Meet
Cote Saint-Luc, 19/2/2013

GMAA Team Points

All Events

Girls, 11 - 13 years

		Men	Women	All
1.Csa	CSA	-	52.5	52.5
2.Bhs	BHS	-	46	46
3.Jrhs	JRHS	-	29	29
4.Stt	STT	-	14	14
5.Lcc	LCC	-	12.5	12.5
6.Qaa	QAA	-	11	11
7.Villa	VILLA	-	4	4
8.Shsm	SHSM	-	2	2
9.La	LA	-	1	1
Whs	WHS	-	1	1
Rivhs	RIVHS	-	1	1
Pchs	PCHS	-	1	1
13.Kuper	KUPER	-	-	-
Jp1	JP1	-	-	-
Ba	BA	-	-	-
Wwhs	WWHS	-	-	-
Macd	MACD	-	-	-
Vmc	VMC	-	-	-
Royal	ROYAL	-	-	-
Traf	TRAF	-	-	-
Ecs	ECS	-	-	-
Bial	BIAL	-	-	-
Herzliah High School	HZHS	-	-	-
Laur	LAURN	-	-	-
Lmac	LMAC	-	-	-
Loy	LOY	-	-	-
Lphs	LPHS	-	-	-
Rvale	RVALE	-	-	-
Selw	SELW	-	-	-
Stg	STG	-	-	-

Boys, 11 - 13 years

		Men	Women	All
1.Csa	CSA	43	-	43
2.Royal	ROYAL	37	-	37
3.Loy	LOY	32	-	32
4.Jrhs	JRHS	12	-	12
Stt	STT	12	-	12
6.Rivhs	RIVHS	9	-	9
7.Herzliah High School	HZHS	7	-	7
8.Bhs	BHS	6	-	6
9.Stg	STG	3	-	3
La	LA	3	-	3
11.Selw	SELW	-	-	-
Kuper	KUPER	-	-	-
Wwhs	WWHS	-	-	-
Macd	MACD	-	-	-
Laur	LAURN	-	-	-
Pchs	PCHS	-	-	-
Lphs	LPHS	-	-	-

Ba	BA	-	-	-
Bial	BIAL	-	-	-
Ecs	ECS	-	-	-
Jp1	JP1	-	-	-
Lcc	LCC	-	-	-
Lmac	LMAC	-	-	-
Qaa	QAA	-	-	-
Rvale	RVALE	-	-	-
Shsm	SHSM	-	-	-
Traf	TRAF	-	-	-
Villa	VILLA	-	-	-
Vmc	VMC	-	-	-
Whs	WHS	-	-	-

Girls, 14 - 15 years

		Men	Women	All
1.Csa	CSA	-	55	55
2.Stt	STT	-	23	23
3.Villa	VILLA	-	19	19
4.Kuper	KUPER	-	18	18
5.Lphs	LPHS	-	16	16
Lcc	LCC	-	16	16
7.Jrhs	JRHS	-	12.5	12.5
8.Rivhs	RIVHS	-	7	7
9.Whs	WHS	-	3	3
10.Traf	TRAF	-	2	2
Bhs	BHS	-	2	2
12.Royal	ROYAL	-	1	1
Macd	MACD	-	1	1
14.Shsm	SHSM	-	0.5	0.5
15.Qaa	QAA	-	-	-
Lmac	LMAC	-	-	-
Vmc	VMC	-	-	-
Ba	BA	-	-	-
Pchs	PCHS	-	-	-
Herzliah High School	HZHS	-	-	-
Wwhs	WWHS	-	-	-
Ecs	ECS	-	-	-
Bial	BIAL	-	-	-
Jp1	JP1	-	-	-
La	LA	-	-	-
Laurn	LAURN	-	-	-
Loy	LOY	-	-	-
Rvale	RVALE	-	-	-
Selw	SELW	-	-	-
Stg	STG	-	-	-

Boys, 14 - 15 years

		Men	Women	All
1.Selw	SELW	48	-	48
2.Stt	STT	25	-	25
3.Loy	LOY	17	-	17
4.Herzliah High School	HZHS	16	-	16
5.Jrhs	JRHS	14	-	14
Bhs	BHS	14	-	14
7.Royal	ROYAL	10	-	10
8.Pchs	PCHS	9	-	9
La	LA	9	-	9

10.Bial	BIAL	7	-	7
11.Rivhs	RIVHS	2	-	2
Macd	MACD	2	-	2
13.Rvale	RVALE	1	-	1
14.Whs	WHS	-	-	-
Jp1	JP1	-	-	-
Lmac	LMAC	-	-	-
Ba	BA	-	-	-
Csa	CSA	-	-	-
Ecs	ECS	-	-	-
Kuper	KUPER	-	-	-
Laurn	LAURN	-	-	-
Lcc	LCC	-	-	-
Lphs	LPHS	-	-	-
Qaa	QAA	-	-	-
Shsm	SHSM	-	-	-
Stg	STG	-	-	-
Traf	TRAF	-	-	-
Villa	VILLA	-	-	-
Vmc	VMC	-	-	-
Wwhs	WWHS	-	-	-


Women, 16 - 18 years

		Men	Women	All
1.Royal	ROYAL	-	26	26
2.Kuper	KUPER	-	21	21
Shsm	SHSM	-	21	21
4.Qaa	QAA	-	20	20
5.Pchs	PCHS	-	19	19
6.Jrhs	JRHS	-	18	18
7.Traf	TRAF	-	9	9
Stt	STT	-	9	9
9.Rvale	RVALE	-	8	8
10.Villa	VILLA	-	5	5
11.Ecs	ECS	-	-	-
Ba	BA	-	-	-
Bhs	BHS	-	-	-
Bial	BIAL	-	-	-
Csa	CSA	-	-	-
Herzliah High School	HZHS	-	-	-
Jp1	JP1	-	-	-
La	LA	-	-	-
Laurn	LAURN	-	-	-
Lcc	LCC	-	-	-
Lmac	LMAC	-	-	-
Loy	LOY	-	-	-
Lphs	LPHS	-	-	-
Macd	MACD	-	-	-
Rivhs	RIVHS	-	-	-
Selw	SELW	-	-	-
Stg	STG	-	-	-
Vmc	VMC	-	-	-
Whs	WHS	-	-	-
Wwhs	WWHS	-	-	-

Boys, 16 - 18 years

		Men	Women	All
1.Pchs	PCHS	36	-	36

2.Jrhs	JRHS	32	-	32
3.Selw	SELW	26	-	26
4.Lphs	LPHS	19	-	19
5.Stt	STT	17	-	17
6.Loy	LOY	9	-	9
7.Vmc	VMC	8	-	8
8.Whs	WHS	7	-	7
Rvale	RVALE	7	-	7
10.La	LA	3	-	3
11.Lcc	LCC	-	-	-
Lmac	LMAC	-	-	-
Ba	BA	-	-	-
Bhs	BHS	-	-	-
Bial	BIAL	-	-	-
Csa	CSA	-	-	-
Ecs	ECS	-	-	-
Herzliah High School	HZHS	-	-	-
Jp1	JP1	-	-	-
Kuper	KUPER	-	-	-
Laur	LAURN	-	-	-
Macd	MACD	-	-	-
Qaa	QAA	-	-	-
Rivhs	RIVHS	-	-	-
Royal	ROYAL	-	-	-
Shsm	SHSM	-	-	-
Stg	STG	-	-	-
Traf	TRAF	-	-	-
Villa	VILLA	-	-	-
Wwhs	WWHS	-	-	-



RESULTS

TOURNAMENT: GMAA Finals

DATE: February-14-13

SITE: KSS

Boys

DIVISION

79 kg

5 Participants

WRESTLER

CLUB

1) Patrick Greiss	Loyola
2) David Richardson Wilkie	Beurling
3) RORONTHAKENTHE DELOMIER	KSS
4) ALESSANDRO BARILE	VINCENT MASSEY
5) TEMAS PEREIRA	LOYOLA
6)	

87 kg

7 Participants

WRESTLER

CLUB

1) Andrew Rover	Loyola
2) Benjamin Gordon	Bialik
3) TONY TRAN	VINCENT MASSEY
4) ANTHONY STARNIN	LOYOLA
5) ELIO PICCOLINI	VINCENT MASSEY
6) WILLIAM FARROWS	LOYOLA

95 kg

5 Participants

WRESTLER

CLUB

1) Ryan Carson	Loyola
2) William Matthews	Loyola
3) ALEX DAVID	VINCENT MASSEY
4) DIMINTRI GEORGAKIS	LOYOLA
5)	
6)	

103 kg
5 Participants

WRESTLER	CLUB
1) <u>Eli Dannenbaum</u>	<u>SELWYN</u>
2) <u>Tomas Kaufman</u>	<u>SELWYN</u>
3) <u>DYLAN McLEAN</u>	<u>BIALIK</u>
4) <u>OWEN LAWTON</u>	<u>LOYOLA</u>
5) <u>RAHNIENHANE McCOMBER</u>	<u>KSS</u>
6) _____	_____

111 kg
7 Participants

WRESTLER	CLUB
1) <u>Kanerahtens Bush</u>	<u>KSS</u>
2) <u>Nathan Palayaw</u>	<u>Selwyn</u>
3) <u>MARCO SAVOIE</u>	<u>VINCENT MASSEY</u>
4) <u>WILLIAM GREISS</u>	<u>LOYOLA</u>
5) <u>JOSHUA CALISTO</u>	<u>LOYOLA</u>
6) <u>LIAM BURCHELL-REYES</u>	<u>LOYOLA</u>

119 kg
12 Participants

WRESTLER	CLUB
1) <u>Alex Moore</u>	<u>Selwyn</u>
2) <u>Gabriel Folino</u>	<u>Vincent massey</u>
3) <u>Josh McCarthy</u>	<u>LOYOLA</u>
4) <u>Matthew Manget</u>	<u>Bearling</u>
5) <u>Kobe Archer</u>	<u>LOYOLA</u>
6) <u>Caleb Hacala</u>	<u>LOYOLA</u>

126 kg
11 Participants

WRESTLER	CLUB
1) <u>Mark Manget</u>	<u>Bearling</u>
2) <u>T. McComber</u>	<u>KSS</u>
3) <u>KEEL SCRUTON</u>	<u>SELWYN</u>
4) <u>MATTHEW DRIVER</u>	<u>LOYOLA</u>
5) <u>Sam Skinner</u>	<u>Selwyn</u>
6) _____	_____

132 kg
14 Participants

WRESTLER	CLUB
1) <u>Shawn Gordon</u>	<u>Bialik</u>
2) <u>Aaron Orszak</u>	<u>Bialik</u>
3) <u>KYLE LAROCQUE</u>	<u>BEURLING</u>
4) <u>NICK DURANCEAU</u>	<u>BEURLING</u>
5) <u>JOSEPH MURPHY</u>	<u>LOYOLA</u>
6) <u>BRANDON BRASCOUP</u>	<u>K.S.S.</u>

138 kg
18 Participants

WRESTLER	CLUB
1) <u>Giovanni Andrade</u>	<u>Beurling</u>
2) <u>Harry Wilson</u>	<u>Westwood</u>
3) <u>DAVID CRIVELLO</u>	<u>LOYOLA</u>
4) <u>MICHAEL PALAYEW</u>	<u>SELWYN</u>
5) <u>JACKSON MATTHEWS</u>	<u>LOYOLA</u>
6) <u>MASSON VATCHER</u>	<u>HUDSON</u>

145 kg
11 Participants

WRESTLER	CLUB
1) <u>Isaiah Whitebean</u>	<u>Beurling</u>
2) <u>Nicholas Styres</u>	<u>KSS</u>
3) <u>MICHAEL MODAFERRI</u>	<u>LOYOLA</u>
4) <u>STEPHEN PRIZIO</u>	<u>VINCENT MASSEY</u>
5) <u>NICK WILSON</u>	<u>HUDSON</u>
6) <u>JOSH JOHNSON</u>	<u>K.S.S.</u>

153 kg
5 Participants

WRESTLER	CLUB
1) <u>Samuel Barmish</u>	<u>Selwyn</u>
2) <u>Kartharoron Bush</u>	<u>KSS</u>
3) <u>ADAM KHAN</u>	<u>VINCENT MASSEY</u>
4) <u>DYLAN CUROTTE</u>	<u>K.S.S.</u>
5) <u>JASON LEE</u>	<u>BEURLING.</u>
6) _____	_____

163 kg
6 Participants

WRESTLER	CLUB
1) <u>Brian Foster</u>	<u>Loyola</u>
2) <u>Cole Cross</u>	<u>KSS</u>
3) <u>FRANCIS PALUMBO</u>	<u>LOYOLA</u>
4) <u>AMANPREET ATWAL</u>	<u>SELWYN</u>
5) <u>HAKHEEM WALKER</u>	<u>BEURLING</u>
6) <u>—</u>	<u>—</u>

175 kg
8 Participants

WRESTLER	CLUB
1) <u>Francis Carter</u>	<u>Vincent Massey</u>
2) <u>AKhil Mender</u>	<u>Beurling</u>
3) <u>David Griffin</u>	<u>Loyola</u>
4) <u>Joseph Rice</u>	<u>KSS</u>
5) <u>James Hanna</u>	<u>Selwyn</u>
6) <u>Brandon Sevdagian</u>	<u>Heritage</u>

189 kg
6 Participants

WRESTLER	CLUB
1) <u>Jordan Samberg</u>	<u>Selwyn</u>
2) <u>Jimmy Fatauros</u>	<u>Beurling</u>
3) <u>RAMSEY RIZKALLA</u>	<u>HERITAGE</u>
4) <u>LONDON GLASGOW</u>	<u>KSS</u>
5) <u>MATEO PALOMINO</u>	<u>VINCENT MASSEY</u>
6) <u>ANTHONY FARRINGTON</u>	<u>LOYOLA</u>

210 kg
2 Participants

WRESTLER	CLUB
1) <u>Thomas Difore</u>	<u>Loyola</u>
2) <u>Nick Varvarigos</u>	<u>Selwyn</u>
3) <u>—</u>	<u>—</u>
4) <u>—</u>	<u>—</u>
5) <u>—</u>	<u>—</u>

HWT kg
9 Participants

6)

WRESTLER

CLUB

- 1) David Pelosi
- 2) Yanni Mejrakos
- 3) ENDOHOHO M-MELOCHE
- 4) NICHOLAS COLLIN
- 5) BRENDAN BISSEAR
- 6) VINCE FAZZIOLE

Loyola
Selwyn
KSS
LOYOLA
BEURLING
VINCENT MASSEY

_____ kg
_____ Participants

WRESTLER

CLUB

- 1) _____
- 2) _____
- 3) _____
- 4) _____
- 5) _____
- 6) _____

_____ kg
_____ Participants

WRESTLER

CLUB

- 1) _____
- 2) _____
- 3) _____
- 4) _____
- 5) _____
- 6) _____

_____ kg
_____ Participants

WRESTLER

CLUB

- 1) _____
- 2) _____
- 3) _____
- 4) _____
- 5) _____
- 6) _____

TEAM STANDINGS
(G.M.A.A. System)

PLACING	# ENTRIES					
	6	5	4	3	2	1
1	10	9	7	5	4	3
2	7	6	5	3	2	
3	5	4	3	2		
4	3	2	1			
5	2	1				
6	1					

PLACING

PLACEMENT	POINTS
1	15
2	12
3	10
4	7
5	5
6	2

COMPETITION: GMAA Finals


DIVISION: Male

SITE: KSS

DATE: 14-Feb-13

Note that only the top placing wrestler per school counts team points

TEAM	WEIGHT CLASSES (includes weight allowance)																TEAM		FINAL POINTS	
	79	87	95	103	111	119	126	132	138	145	153	163	175	189	210	HWT	RANK	PTS	TOTAL	PLACE
Selwyn House				9	7	10	5	3	3		9	3	2	10	2	7	1	15	82	2
KSS	4			1	10	7	1			7	6	7	3	3		5	2	9.7	63.7	4
Loyola	9	10	9	2	3	5	3	2	5	5		10	5	1	4	10	2	9.7	92.7	1
Westwood									7	2							6	0.7	9.7	7
Vincent Massey	2	5	4		5	7				3	4		10	2	1		5	48	5	
Beurling Academy	6					3	10	5	10	10	1	2	7	7		2	2	9.7	68.7	3
Bialik		7		4				10									6	0.7	21.7	6
Heritage Regional High School												1	5				6	0.7	6.7	8



RESULTS

TOURNAMENT: GMAA Finals

DATE: February-14-13

SITE: KSS

Female DIVISION

95 kg

1 Participants

WRESTLER

CLUB

- 1) Payton Moriarty
- 2) _____
- 3) _____
- 4) _____
- 5) _____
- 6) _____

Hudson

111 kg

3 Participants

WRESTLER

CLUB

- 1) Mackenzie Wilson
- 2) Chloe Greco
- 3) Darcey Nelson
- 4) _____
- 5) _____
- 6) _____

Hudson
Vincent Massey
Hudson

119 kg

4 Participants

WRESTLER

CLUB

- 1) K. Montour
- 2) Vanessa Martin
- 3) S. Vijayarathnam
- 4) Kaya Snow
- 5) _____
- 6) _____

KSS
KSS
Vincent Massey
Beurling

126 kg

3 Participants

WRESTLER

CLUB

- 1) Laurence Beaugard
- 2) Kawenieksha Kirby
- 3) Evgenia Sanoudakis
- 4) _____
- 5) _____

Beurling
KSS
Vincent Massey

132 kg
3 Participants

- 6) _____

- WRESTLER**
- 1) Angel Robertson
2) Amanda Savard
3) Kawennitha Kirby
4) _____
5) _____
6) _____

- _____
- CLUB**
- KSS
Vincent Massey
KSS

138 kg
2 Participants

- WRESTLER**
- 1) Jenn Wilminck
2) Diedra Cannucci
3) _____
4) _____
5) _____
6) _____

- CLUB**
- Hudson
Vincent Massey

145 kg
2 Participants

- WRESTLER**
- 1) K. Ron Montour
2) Morgan Wyszote
3) _____
4) _____
5) _____
6) _____

- CLUB**
- KSS
Beurling

153 kg
2 Participants

- WRESTLER**
- 1) Gisella Andrade
2) Tanya Ghazi
3) _____
4) _____
5) _____
6) _____

- CLUB**
- Beurling
Hudson

175 kg
1 Participants

- WRESTLER**
- 1) Sabrina Lamontagne
2) _____
3) _____
4) _____
5) _____
6) _____

- CLUB**
- Hudson

189 kg

2 Participants

WRESTLER

CLUB

1) Sabrina Lamontagne

Hudson

2) OtSistehkwiid Cross

KSS

3) _____

4) _____

5) _____

6) _____

_____ kg

_____ Participants

WRESTLER

CLUB

1) _____

2) _____

3) _____

4) _____

5) _____

6) _____

Comments: _____

TEAM STANDINGS
(G.M.A.A. System)

		# ENTRIES					
		6	5	4	3	2	1
1	10	9	7	5	4	3	
2	7	6	5	3	2		
3	5	4	3	2			
4	3	2	1				
5	2	1					
6	1						

PLACING

LEAGUE STANDING POINTS	
PLACEMENT	POINTS
1	15
2	12
3	10
4	7
5	5
6	2

COMPETITION: GMAA Finals

DIVISION: Male

SITE: KSS

DATE: 14-Feb-13

Note that only the top placing wrestler per school counts team points

TEAM	WEIGHT CLASSES (includes weight allowance)																TEAM			FINAL POINTS	
	79	87	95	103	111	119	126	132	138	145	153	163	175	189	210	HWT	RANK	PTS	TOTAL	PLACE	
Selwyn House				9	7	10	5	3	3		9	3	2	10	2	7	1	15	82	2	
KSS	4			1	10		7	1		7	6	7	3	3		5	2	9.7	63.7	4	
Loyola	9	10	9	2	3	5	3	2	5	5		10	5	1	10		2	9.7	92.7	1	
Westwood									7	2							6	0.7	9.7	7	
Vincent Massey	2	5	4		5	7				3	4	10	2	2	1		5	5	48	5	
Beurling Academy	6					3	10	5	10	10	1	2	7	7		2	2	9.7	68.7	3	
Bialik		7		4				10									6	0.7	21.7	6	
Heritage Regional High School												1	5				6	0.7	6.7	8	

G.M.A.A. Wrestling Standings - 2012-2013**8-Feb-13**

8:09:47 AM

School	Games	Win	Loss	Tie	Points
<u>Juvenile Boys 1A</u>					
Selwyn House School	7	7	0	0	14
Kahnawake Survival School	7	5	2	0	10
Loyola High School	7	5	2	0	10
Beurling Academy	7	5	2	0	10
Vincent Massey Collegiate	7	3	4	0	6
Bialik High School	7	1	6	0	2
Westwood High School	7	1	6	0	2
Heritage Regional High School	7	1	6	0	2
OUT Westmount High School - OUT	0	0	0	0	0
	28				
<u>Juvenile Girls 1A</u>					
Kahnawake Survival School	4	3	1	0	6
Westwood High School	4	3	1	0	6
Vincent Massey Collegiate	4	3	1	0	6
Bialik High School	3	0	3	0	0
Beurling Academy	3	0	3	0	0
Heritage Regional High School	0	0	0	0	0
OUT Westmount High School - OUT	0	0	0	0	0
	9				