

G.M.A.A. Badminton Standings 2017

10/04/2017 9:25

School	Games	Win	Loss	Tie	Points
Juvenile Girls 1A					
Lindsay Place High School	6	5	1	0	10
John Rennie High School	6	3	2	1	7
Westwood High School	6	3	2	1	7
Beaconsfield High School	6	0	6	0	0
Juvenile Girls 1B					
Lower Canada College	4	4	0	0	8
Howard S Billings High School	4	3	1	0	6
Royal West Academy	4	2	2	0	4
West Island College	4	1	3	0	2
Bialik High School	4	0	4	0	0
Juvenile Girls 1C					
ECS	4	4	0	0	8
Sacred Heart School of Montreal	4	2	1	1	5
Villa Maria High School	4	2	2	0	4
LaurenHill Academy	4	1	2	1	3
Kells Academy	4	0	4	0	0
Juvenile Girls 1D					
Marymount Academy	4	4	0	0	8
Rosemount High School	4	3	1	0	6
St Georges High School	4	1	2	1	3
Trafalgar High School	4	1	2	1	3
Westmount High School	4	0	4	0	0
Juvenile Boys 1A					
Beaconsfield High School	4	3	0	1	7
John Rennie High School	4	2	0	2	6
Westwood High School	4	2	1	1	5
St Thomas High School	4	1	3	0	2
MacDonald High School	4	0	4	0	0
Juvenile Boys 1B					
Royal West Academy	8	7	1	0	14
LaurenHill Academy	8	7	1	0	14
West Island College	8	4	4	0	8
College Prep International	8	2	6	0	4
Howard S Billings High School	8	0	8	0	0
Juvenile Boys 1C					
Marymount Academy	5	5	0	0	10
Westmount High School	5	4	1	0	8
St Georges High School	5	3	2	0	6
Selwyn House School	5	0	3	2	2
Rosemount High School	5	0	3	2	2
Laurier MacDonald HS	5	0	3	2	2
Juvenile Boys 1D					
Riverdale High School	4	4	0	0	8
Royal Vale School	4	2	1	1	5
Lasalle Community Comp High School	4	2	1	1	5
Lindsay Place High School	4	0	3	1	1
Kells Academy	4	0	3	1	1
Midget Girls 1A					
MacDonald High School	6	4	0	2	10
John Rennie High School	6	3	2	1	7

	Lindsay Place High School	6	3	2	1	7
	Beaconsfield High School	6	0	6	0	0
Midget Girls 1B						
	Royal West Academy	6	6	0	0	12
	The Study	6	4	2	0	8
	St Thomas High School	6	1	4	1	3
	Royal Vale School	6	0	5	1	1
Midget Girls 1C						
	Villa Maria High School	6	5	1	0	10
	Sacred Heart School of Montreal	6	5	1	0	10
	ECS	6	2	4	0	4
	LaurenHill Academy	6	0	6	0	0
Midget Girls 1D						
	Westmount High School	6	5	0	1	11
	Trafalgar High School	6	3	2	1	7
	Marymount Academy	6	2	2	2	6
	St Georges High School	6	0	6	0	0
Midget Boys 1A						
	St Thomas High School	6	3	1	2	8
	John Rennie High School	6	3	1	2	8
	Beaconsfield High School	6	2	2	2	6
	Macdonald High School	6	0	4	2	2
Midget Boys 1B						
	Royal West Academy	6	6	0	0	12
	LaurenHill Academy	6	3	3	0	6
	West Island College	6	1	4	1	3
	Howard S Billings High School	6	1	4	1	3
Midget Boys 1C						
	Marymount Academy	6	6	0	0	12
	St Georges High School	6	3	2	1	7
	Westmount High School	6	2	4	0	4
	Selwyn House School	6	0	5	1	1
Bantam Girls 1A						
	John Rennie High School	4	4	0	0	8
	Beaconsfield High School	4	2	1	1	5
	Macdonald High School	4	2	2	0	4
	Lindsay Place High School	4	1	2	1	3
	Riverdale High School	4	0	4	0	0
Bantam Girls 1B						
	Royal West Academy	4	4	0	0	8
	West Island College	4	2	1	1	5
	St Thomas High School	4	2	2	0	4
	The Study	4	1	2	1	3
	Howard S Billings High School	4	0	4	0	0
Bantam Girls 1C						
	ECS	6	6	0	0	12
	Sacred Heart School of Montreal	6	4	2	0	8
	Villa Maria High School	6	2	4	0	4
	LaurenHill Academy	6	0	6	0	0
Bantam Boys 1A						
	St Thomas High School	6	5	1	0	10
	Beaconsfield High School	6	4	2	0	8
	John Rennie High School	6	1	3	2	4
	Macdonald High School	6	0	4	2	2
Bantam Boys 1B						
	Royal West Academy	4	4	0	0	8

LaurenHill Academy	4	2	1	1	5
Bialik High School	4	2	1	1	5
West Island College	4	1	3	0	2
Villa Maria High School	4	0	4	0	0
Bantam Boys 1C					
St Georges High School	4	4	0	0	8
Marymount Academy	4	3	1	0	6
Westmount High School	4	1	2	1	3
Selwyn House School	4	1	3	0	2
John Paul 1 High School	4	0	3	1	1

BANTAM GIRLS - SINGLES

GOLD: Catharina Schoch - SHSM

SILVER: Heidi Sinyor - LCC A

BRONZE: Sofia Bugge - SHSM

A1 - BIAL 1 - 2

B2 - LCC A1 - 5

C1 - ECS B1 - 0

D2 - SHSM 2 - 5

A2 - HA 1 - 0

B1 - SHSM 1 - 5

C2 - BIAL 2 - 0

D1 - ECS A2 - 5

LCC A1 - 5

LCC A1 - 0

SHSM 2 - 3

SHSM 1

GOLD

SHSM 1 - 5

SHSM 1 - 5

ECS A2 - 3

ECS A2 -

SHSM 2

BRONZE

SHSM 2

BANTAM GIRLS - DOUBLES

GOLD: Sonia Grach & Sophia Chehade - ECS A

SILVER: Sarah Elkas & Sarah Schalhoub - SHSM

BRONZE: Alexa Goldberg & Ashley Rosenbloom - ECS A

A1 - ECS B2 - 1

B2 - SHSM 1 - 5

C1 - ECS B1 - 5

D2 - SHSM 2 - 0

A2 - HA 1 - 2

B1 - ECS A1 - 5

SHSM 1 - 5

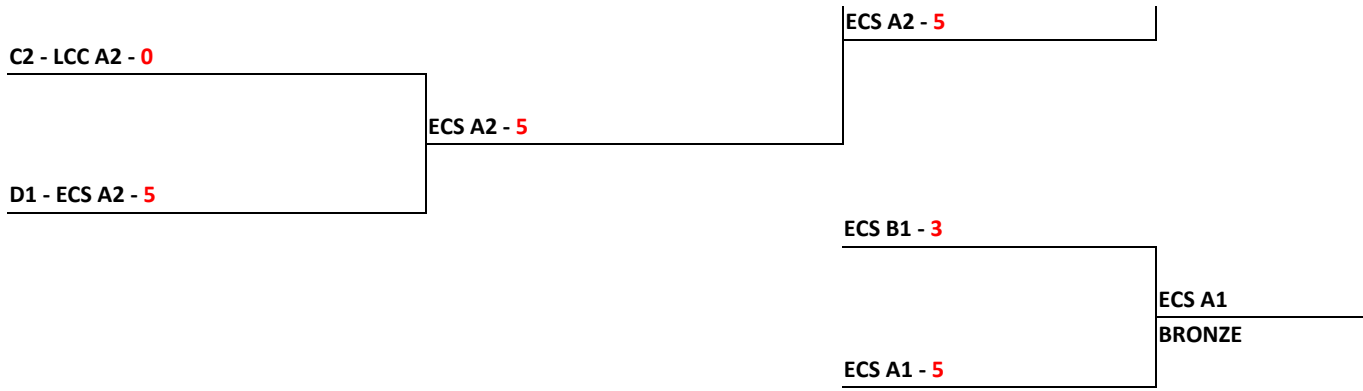
SHSM 1 - 0

ECS B1 - 3

ECS A2

GOLD

ECS A1 - 4



TEAM RESULTS

RANK	SCHOOL	POINTS
1	SHSM	14.5
2	ECS A	11.5
3	ECS B	7
4	LCC A	6
5	HA	4
5	BIAL	4
7	HZHS	0
7	LCC B	0
7	VILLA A	0
7	VILLA B	0

2017 Boys Outdoor T&F Championship Meet

Wednesday, May 17th, 2017

St Laurent

05/17/2017 - 05/17/2017

Meet Results

<u>Ev# 1 BOYS 11-13 BANTAM 100m Dash</u>	<u>Ev# 2 BOYS 11-13 BANTAM 200m Run</u>	<u>Ev# 3 BOYS 11-13 BANTAM 400m Run</u>	<u>Ev# 4 BOYS 11-13 BANTAM 800m Run</u>
<u>Ev# 5 BOYS 11-13 BANTAM 1500m Run</u>	<u>Ev# 6 BOYS 11-13 BANTAM 3000m Run</u>	<u>Ev# 7 BOYS 11-13 BANTAM 80m Hurdles</u>	<u>Ev# 8 BOYS 11-13 BANTAM 4x100m Relay</u>
<u>Ev# 9 BOYS 11-13 BANTAM 4x400m Relay</u>	<u>Ev# 10 BOYS 11-13 BANTAM High Jump</u>	<u>Ev# 11 BOYS 11-13 BANTAM Long Jump</u>	<u>Ev# 12 BOYS 11-13 BANTAM Triple Jump</u>
<u>Ev# 13 BOYS 11-13 BANTAM Shot Put</u>	<u>Ev# 14 BOYS 11-13 BANTAM Discus Throw</u>	<u>Ev# 15 BOYS 11-13 BANTAM Javelin Throw</u>	<u>Ev# 16 BOYS 14-15 Midget 100m Dash</u>
<u>Ev# 17 BOYS 14-15 Midget 200m Run</u>	<u>Ev# 18 BOYS 14-15 Midget 400m Run</u>	<u>Ev# 19 BOYS 14-15 Midget 800m Run</u>	<u>Ev# 20 BOYS 14-15 Midget 1500m Run</u>
<u>Ev# 21 BOYS 14-15 Midget 3000m Run</u>	<u>Ev# 22 BOYS 14-15 Midget 100m Hurdles</u>	<u>Ev# 23 BOYS 14-15 Midget 400m Hurdles</u>	<u>Ev# 24 BOYS 14-15 Midget 4x100m Relay</u>
<u>Ev# 25 BOYS 14-15 Midget 4x400m Relay</u>	<u>Ev# 26 BOYS 14-15 Midget High Jump</u>	<u>Ev# 27 BOYS 14-15 Midget Long Jump</u>	<u>Ev# 28 BOYS 14-15 Midget Triple Jump</u>
<u>Ev# 29 BOYS 14-15 Midget Shot Put</u>	<u>Ev# 30 BOYS 14-15 Midget Discus Throw</u>	<u>Ev# 31 BOYS 14-15 Midget Javelin Throw</u>	<u>Ev# 32 BOYS 16-18 JUVENILE 100m Dash</u>
<u>Ev# 33 BOYS 16-18 JUVENILE 200m Run</u>	<u>Ev# 34 BOYS 16-18 JUVENILE 400m Run</u>	<u>Ev# 35 BOYS 16-18 JUVENILE 800m Run</u>	<u>Ev# 36 BOYS 16-18 JUVENILE 1500m Run</u>
<u>Ev# 37 BOYS 16-18 JUVENILE 3000m Run</u>	<u>Ev# 38 BOYS 16-18 JUVENILE 110m Hurdles</u>	<u>Ev# 39 BOYS 16-18 JUVENILE 400m Hurdles</u>	<u>Ev# 40 BOYS 16-18 JUVENILE 4x100m Relay</u>
<u>Ev# 41 BOYS 16-18 JUVENILE 4x400m Relay</u>	<u>Ev# 42 BOYS 16-18 JUVENILE High Jump</u>	<u>Ev# 43 BOYS 16-18 JUVENILE Long Jump</u>	<u>Ev# 44 BOYS 16-18 JUVENILE Triple Jump</u>
<u>Ev# 45 BOYS 16-18 JUVENILE Shot Put</u>	<u>Ev# 46 BOYS 16-18 JUVENILE Discus Throw</u>	<u>Ev# 47 BOYS 16-18 JUVENILE Javelin Throw</u>	

[\[Top of Page\]](#) [\[Event List\]](#)

Event 1 BOYS 11-13 BANTAM 100m Dash

FINALS

NAME	AGE	TEAM	TIME
1 DAVID BRIERLEY		Beaconsfield HS	12.51
2 BENJAMIN MERID-MOORE		Royal West Academy	12.60
3 ARI TENDO		Beaconsfield HS	12.64
4 SAMUEL SWIRSKY		John Rennie HS	12.65
5 ALEX SIOUX		Loyola HS	13.04

6	DIMITRIOS VOGAS	Laval Jr Academy	13.15
7	EVAN MATTHEWS	Pierrefonds Comp HS	13.26
8	ISSAC CAPE	Selwyn House School	13.27

PRELIMS

1	SAMUEL SWIRSKY	John Rennie HS	12.70 Q
2	DAVID BRIERLEY	Beaconsfield HS	12.83 Q
3	ARI TENDO	Beaconsfield HS	12.88 Q
4	BENJAMIN MERID-MOORE	Royal West Academy	12.90 Q
5	DIMITRIOS VOGAS	Laval Jr Academy	13.05 Q
6	EVAN MATTHEWS	Pierrefonds Comp HS	13.23 Q
7	ALEX SIOUX	Loyola HS	13.27 Q
8	ISSAC CAPE	Selwyn House School	13.28 Q
9	SYLVIO RICHARD	John F Kennedy HS	13.29
10	JULIEN SELLA	Laval Jr Academy	13.37
11	AMINE BENFLIS	Selwyn House School	13.42
12	DIEGO HANDINERO	Loyola HS	13.52
13	ALI GHUMMAN	Beurling Academy	13.79
14	JAMES SWAN	Selwyn House School	13.85
15	JADEN KING	Pierrefonds Comp HS	13.90
16	JAYDEN GREEN	Pierrefonds Comp HS	14.73

[\[Top of Page\]](#) [\[Event List\]](#)

Event 2 BOYS 11-13 BANTAM 200m Run

FINALS

NAME	AGE	TEAM	TIME
1	TOMMY ROUSSEAU	Rosemount HS	25.56
2	BENJAMIN MERID-MOORE	Royal West Academy	26.04
3	ARI TENDO	Beaconsfield HS	26.07
4	KEVWE BRIGGS	Riverdale HS	27.14
5	AMINE BENFLIS	Selwyn House School	27.77
6	EVAN MATTHEWS	Pierrefonds Comp HS	28.41

PRELIMS

1	TOMMY ROUSSEAU	Rosemount HS	25.74 Q
---	----------------	--------------	---------

2	ARI TENDO	Beaconsfield HS	26.02 Q
3	BENJAMIN MERID-MOORE	Royal West Academy	26.65 Q
4	KEVWE BRIGGS	Riverdale HS	26.71 Q
5	AMINE BENFLIS	Selwyn House School	27.31 Q
6	EVAN MATTHEWS	Pierrefonds Comp HS	27.40 Q
7	MICHAEL DE SETA	Laval Jr Academy	27.74
8	ZAKI SANDHU	John Rennie HS	27.80
9	ROBERTO LATO	Loyola HS	28.20
10	ISSAC CAPE	Selwyn House School	28.36
11	ZACHARY ROCHELEAU	MacDonald HS	28.45
12	ADAM STOLJAR-GOLD	St George's School	28.49
13	SACHA PALMIERI	Centennial Academy	28.55
14	ALI GHUMMAN	Beurling Academy	29.01
15	JADEN KING	Pierrefonds Comp HS	29.09
16	SAMUEL SCICCHITANO	Laval Jr Academy	30.31
17	GIANLUCA CURRO	Pierrefonds Comp HS	33.02

[\[Top of Page\]](#) [\[Event List\]](#)

Event 3 BOYS 11-13 BANTAM 400m Run

NAME	AGE	TEAM	TIME
1	DAVID BRIERLEY	Beaconsfield HS	1:00.70
2	NICOLAS KNEZ	Laval Jr Academy	1:03.84
3	AIDAN RAZA	St George's School	1:04.01
4	MARIO GENTILE	Rosemount HS	1:04.26
5	JONATHAN GUERTIN	MacDonald HS	1:06.90
6	ADAM STOLJAR-GOLD	St George's School	1:07.78
7	RYAN ALTIERI	Loyola HS	1:08.17
8	MATTEO CEFALONI	Laval Jr Academy	1:08.33
9	COLE BELLAS	Loyola HS	1:08.83
10	JUAN DIEGO MENDEZ	Rosemount HS	1:08.89
11	SACHA PALMIERI	Centennial Academy	1:11.05
12	JADEN KING	Pierrefonds Comp HS	1:11.37
13	AMIR GUTUB	Westmount HS	1:11.67
14	STEVEN WEXEL	Loyola HS	1:14.93
15	EMILE IMBERT	Lower Canada College	1:15.74

16	JAYDEN GREEN	Pierrefonds Comp HS	1:20.96
17	YACOB BELGRAVE	Pierrefonds Comp HS	1:22.59

[\[Top of Page\]](#) [\[Event List\]](#)

Event 4 BOYS 11-13 BANTAM 800m Run

NAME	AGE	TEAM	TIME
1 SHINNOSUKE UESAKA		St George's School	2:27.52
2 GIULIANO VALANTE		Loyola HS	2:32.13
3 ZACHARY ROCHELEAU		MacDonald HS	2:34.85
4 GEORGE ADAMOPOULOS		Selwyn House School	2:38.63
5 NICHOLAS GAGNON		Rosemount HS	2:41.38
6 MATTEO LORENZONI		Loyola HS	2:42.11
7 MATTHEW CALUORI		West Island College	2:46.95
8 ADRIEN CHAPUT		Royal West Academy	2:49.04
9 MICHAEL BALDWIN		West Island College	2:50.69
10 ADAM STOLJAR-GOLD		St George's School	2:51.82
11 VEGAS EZERZER		Westmount HS	2:53.77
12 RILEY DONALD		John Rennie HS	2:53.87
13 PANAGIOTIS CYRIACOPOULOS		Laval Jr Academy	2:55.35
14 RAFFAELE NELLI		Royal West Academy	2:56.07
15 WILLIAM LATIMER		Pierrefonds Comp HS	2:59.43
16 PHILIPPE GENEST		Pierrefonds Comp HS	3:08.25

[\[Top of Page\]](#) [\[Event List\]](#)

Event 5 BOYS 11-13 BANTAM 1500m Run

NAME	AGE	TEAM	TIME
1 DANIEL RACETTE		MacDonald HS	4:48.84
2 NICHOLAS BANOUSES		Loyola HS	5:03.92
3 LUCA PASCALI		Loyola HS	5:05.09
4 DANIEL CROSS		St Thomas HS	5:05.11
5 SAMUEL QUIROGA		Emmanuel Christian	5:07.33
6 VITO RIZZUTO		Loyola HS	5:10.27
7 AIDAN RAYNOR		Beaconsfield HS	5:22.92
8 JACOB COVINGTON		Royal West Academy	5:34.30
9 TOMAS DUBROCA		Selwyn House School	5:35.90

10	ADRIANO CECERE	Selwyn House School	5:41.78
11	MATTEO BARCA	Laval Jr Academy	6:06.25
12	JACOB DEEGAN	Selwyn House School	6:39.19
	NICHOLAS MAGAFAS	Laval Jr Academy	DNF
	MATTHEW CALUORI	West Island College	DNF

[\[Top of Page\]](#) [\[Event List\]](#)

Event 6 BOYS 11-13 BANTAM 3000m Run

NAME	AGE	TEAM	TIME
1	DANIEL RACETTE	MacDonald HS	10:15.23
2	DANIEL CROSS	St Thomas HS	10:43.04
3	VITO RIZZUTO	Loyola HS	10:49.54
4	AIDAN RAYNOR	Beaconsfield HS	11:15.99
5	LUCA PASCALI	Loyola HS	11:20.43
6	SHINNOSUKE UESAKA	St George's School	11:36.81
7	JACOB COVINGTON	Royal West Academy	11:45.70
8	CARTER WAIND	John Rennie HS	11:53.04
9	SHANDOR KORSOS	Riverdale HS	12:19.29
10	WILLIAM LATIMER	Pierrefonds Comp HS	12:26.55
11	RAFFAELE NELLI	Royal West Academy	12:35.03
12	JASON ROSTOM	Emmanuel Christian	13:05.26
13	ADRIEL MONZON CASTILLO	Laval Jr Academy	13:30.97
14	PHILIPPE GENEST	Pierrefonds Comp HS	14:18.65
15	MICHAEL BALDWIN	West Island College	14:50.69

[\[Top of Page\]](#) [\[Event List\]](#)

Event 7 BOYS 11-13 BANTAM 80m Hurdles

FINALS

NAME	AGE	TEAM	TIME
1	ROBERTO LATO	Loyola HS	13.36
2	VINCENZO VOLPE	Laval Jr Academy	13.78
3	JAYDEN GREEN	Pierrefonds Comp HS	13.92
4	ZAKI SANDHU	John Rennie HS	14.17
5	VAROTHAYAN SCHMUGALINGAM	Rosemount HS	14.76

6	ARI TENDO	Beaconsfield HS	14.77
PRELIMS			
1	ROBERTO LATO	Loyola HS	13.60 Q
2	JAYDEN GREEN	Pierrefonds Comp HS	14.32 Q
3	VINCENZO VOLPE	Laval Jr Academy	14.45 Q
4	ZAKI SANDHU	John Rennie HS	14.51 Q
5	ARI TENDO	Beaconsfield HS	15.03 Q
6	VAROTHAYAN SCHMUGALINGAM	Rosemount HS	15.20 Q
7	DAVID HAMMET	Loyola HS	15.35
8	JASON BANAS	Kuper Academy	15.82
9	NICHOLAS POLLETTA	Laval Jr Academy	16.02
10	AMIR GUTUB	Westmount HS	16.42
11	RUSSELL YENDZIO	Laval Jr Academy	16.85
12	RUDVY LEAHU	Loyola HS	17.31
13	PETER MALO	Beaconsfield HS	17.97
14	STUART IANNACCI	Centennial Academy	18.74

[\[Top of Page\]](#) [\[Event List\]](#)

Event 8 BOYS 11-13 BANTAM 4x100m Relay

NAME	TEAM	TIME
1 JOHN RENNIE HS B	John Rennie HS	53.25
2 LOYOLA HS A	Loyola HS	53.41
3 MACDONALD HS A	MacDonald HS	54.79
4 LAVAL JR ACADEMY A	Laval Jr Academy	55.06
5 BEACONSFIELD HS A	Beaconsfield HS	56.24
6 PIERREFONDS COMP HS A	Pierrefonds Comp HS	58.59
7 WEST ISLAND COLLEGE A	West Island College	1:01.24
8 WESTMOUNT HS A	Westmount HS	1:02.02
9 ROYAL WEST ACADEMY A	Royal West Academy	1:02.63

[\[Top of Page\]](#) [\[Event List\]](#)

Event 9 BOYS 11-13 BANTAM 4x400m Relay

NAME	TEAM	TIME
1 JOHN RENNIE HS B	John Rennie HS	4:50.31

2	PIERREFONDS COMP HS A	Pierrefonds Comp HS	5:01.11
3	LAVAL JR ACADEMY A	Laval Jr Academy	5:07.07
4	WESTMOUNT HS A	Westmount HS	5:08.65
5	WEST ISLAND COLLEGE A	West Island College	5:36.55

[\[Top of Page\]](#) [\[Event List\]](#)

Event 10 BOYS 11-13 BANTAM High Jump

	NAME	AGE	TEAM	MARK
1	TOMMY ROUSSEAU		Rosemount HS	1.50m
2	SYLVIO RICHARD		John F Kennedy HS	1.45m
3	BENJAMIN MERID-MOORE		Royal West Academy	1.45m
4	FRANK-ANTHONY CURUSO		Loyola HS	1.40m
4	VINCENZO VOLPE		Laval Jr Academy	1.40m
4	JUSTIN TRAN		West Island College	1.40m
4	GAHAN WEBSTER		Villa Maria HS	1.40m
8	JACK AITKEN		Selwyn House School	1.40m
9	CARTER WAIND		John Rennie HS	1.40m
10	ADRIANO CECERE		Selwyn House School	1.40m
11	DAMIEN ORTIZ		Lester B Pearson HS	1.30m
12	RUSSELL YENDZIO		Laval Jr Academy	1.30m
13	RILEY DONALD		John Rennie HS	1.30m
14	CHRIS RAMROOP		John F Kennedy HS	1.20m

[\[Top of Page\]](#) [\[Event List\]](#)

Event 11 BOYS 11-13 BANTAM Long Jump

	NAME	AGE	TEAM	MARK
1	TOMMY ROUSSEAU		Rosemount HS	5.48m
2	SAMUEL SWIRSKY		John Rennie HS	5.26m
3	KEVWE BRIGGS		Riverdale HS	5.16m
4	ZACHARY ROCHELEAU		MacDonald HS	4.92m
5	JUAN DIEGO MENDEZ		Rosemount HS	4.83m
6	BENJAMIN MERID-MOORE		Royal West Academy	4.69m
7	SYLVIO RICHARD		John F Kennedy HS	4.59m
8	GAHAN WEBSTER		Villa Maria HS	4.49m
9	ADRIANO CECERE		Selwyn House School	4.42m

10	MICHAEL NUDO	Loyola HS	4.37m
11	CHRIS RAMROOP	John F Kennedy HS	3.96m
12	JAYDEN GREEN	Pierrefonds Comp HS	3.74m
13	JULIEN SELLA	Laval Jr Academy	3.70m
14	EMILE IMBERT	Lower Canada College	3.57m

[\[Top of Page\]](#) [\[Event List\]](#)

Event 12 BOYS 11-13 BANTAM Triple Jump

	NAME	AGE	TEAM	MARK
1	SAMUEL SWIRSKY		John Rennie HS	10.77m
2	JULIAN MONOCCHI		John Rennie HS	9.52m
3	JOSHUA SALVEMINI		Laval Jr Academy	8.94m
4	MICHAEL DE SETA		Laval Jr Academy	8.92m
5	JACK AITKEN		Selwyn House School	8.47m
6	PETER MALO		Beaconsfield HS	8.31m
7	BRENDAN TREMBLAY		Vincent Massey	8.14m
8	GEORGE ADAMOPOULOS		Selwyn House School	7.80m
9	MAREK DEVEU		West Island College	7.09m
10	TOMAS JOHNSON-GALVEZ		Loyola HS	7.01m

[\[Top of Page\]](#) [\[Event List\]](#)

Event 13 BOYS 11-13 BANTAM Shot Put

	NAME	AGE	TEAM	MARK
1	FRANK-ANTHONY CURUSO		Loyola HS	10.51m
2	SAMUEL SWIRSKY		John Rennie HS	10.40m
3	JORDAN TABET		Emmanuel Christian	10.10m
4	CARTER WAIND		John Rennie HS	9.72m
5	GIULIO SCARPETTA [99025]		Laval Jr Academy	9.67m
6	COLE BELLAS		Loyola HS	9.59m
7	DAVID BALLARD		Loyola HS	9.49m
8	HENRY ZHANG		Beaconsfield HS	7.58m
9	SHAWN GOUVIS		Laval Jr Academy	7.26m
10	TEO DI GIROLAMO		Laval Jr Academy	6.69m
11	GABRIEL VENTRONE		Pierrefonds Comp HS	6.61m
12	DAN SKOTHOS		John F Kennedy HS	5.97m

Event 14 BOYS 11-13 BANTAM Discus Throw

NAME	AGE	TEAM	MARK
1 LUCA DE SARNO		Loyola HS	28.51m
2 FRANK-ANTHONY CURUSO		Loyola HS	28.51m
3 SAMUEL SWIRSKY		John Rennie HS	28.07m
4 NICHOLAS POLLETTA		Laval Jr Academy	24.87m
5 JULIAN MONOCCHI		John Rennie HS	21.44m
6 MATTEO CEFALONI		Laval Jr Academy	20.18m
7 AZIAH LESTON		John Rennie HS	19.14m
8 ISAAC YANG		Westmount HS	18.06m
9 RYAN HULL		Laval Jr Academy	16.79m
10 JASON BANAS		Kuper Academy	16.69m
11 GABRIEL VENTRONE		Pierrefonds Comp HS	14.48m

Event 15 BOYS 11-13 BANTAM Javelin Throw

NAME	AGE	TEAM	MARK
1 JULIAN MONOCCHI		John Rennie HS	32.92m
2 CARTER WAIND		John Rennie HS	30.24m
3 NICHOLAS POLLETTA		Laval Jr Academy	23.72m
4 DAVID BALLARD		Loyola HS	23.59m
5 ZAKARY GRAND-MAISON		Riverdale HS	21.86m
6 MICHAEL LANNI		Loyola HS	21.29m
7 GIANLUCA CURRO		Pierrefonds Comp HS	20.19m
8 NICOLAS KNEZ		Laval Jr Academy	19.88m
9 CONNOR KERR		John Rennie HS	19.03m
10 SHANDOR KORSOS		Riverdale HS	18.53m
11 AAPO VUOKILA		St George's School	16.38m
12 PAULO KISSO		Kuper Academy	16.12m
STUART IANNACCI		Centennial Academy	NM

Event 16 BOYS 14-15 Midget 100m Dash

FINALS

NAME	AGE	TEAM	TIME
1 ALESSANDRO VITELLI		Laval Senior Academy	11.21
2 RICARDO PERCOPO		Laurier MacDonald HS	11.24
3 PAUL MANDELOS		Royal West Academy	11.47
4 JOSUE ROMERO		Rosemount HS	12.06
5 CHARLES CULVER		Selwyn House School	12.10
6 JOEY CORCORAN		Selwyn House School	12.24
7 JAMES PIRES		John F Kennedy HS	12.26
8 ROCCO CHRISTIANO		Selwyn House School	12.27

PRELIMS

1 ALESSANDRO VITELLI		Laval Senior Academy	11.54 Q
2 PAUL MANDELOS		Royal West Academy	11.81 Q
3 RICARDO PERCOPO		Laurier MacDonald HS	11.84 Q
4 JOSUE ROMERO		Rosemount HS	12.15 Q
5 ROCCO CHRISTIANO		Selwyn House School	12.21 Q
6 CHARLES CULVER		Selwyn House School	12.24 Q
7 JOEY CORCORAN		Selwyn House School	12.27 Q
8 JAMES PIRES		John F Kennedy HS	12.36 Q
9 FABRIZIO RANNO		Lester B Pearson HS	12.40
10 LUCA GIAMPA		Laval Senior Academy	12.46
11 MARC ANTHONY BOATSWAIN-JA		St Thomas HS	12.56
12 GREG BARSALOU		Pierrefonds Comp HS	12.79
13 ANTHONY SALVATI		Royal Vale School	13.12
14 SHAYNE FLEMMING		Pierrefonds Comp HS	14.25
15 JAMES AMEND		Pierrefonds Comp HS	16.61

[\[Top of Page\]](#) [\[Event List\]](#)

Event 17 BOYS 14-15 Midget 200m Run**FINALS**

NAME	AGE	TEAM	TIME
1 RICARDO PERCOPO		Laurier MacDonald HS	23.14
2 PAUL MANDELOS		Royal West Academy	23.99

3	ROCCO CHRISTIANO	Selwyn House School	24.84
4	JOSUE ROMERO	Rosemount HS	24.89
5	CONNOR WAREHAM	Loyola HS	25.17
6	FABRIZIO RANNO	Lester B Pearson HS	25.24

PRELIMS

1	RICARDO PERCOPO	Laurier MacDonald HS	24.38 Q
2	PAUL MANDELOS	Royal West Academy	24.47 Q
3	FABRIZIO RANNO	Lester B Pearson HS	25.08 Q
4	JOSUE ROMERO	Rosemount HS	25.14 Q
5	ROCCO CHRISTIANO	Selwyn House School	25.30 Q
6	CONNOR WAREHAM	Loyola HS	25.47 Q
7	KAYLAN BRUNO	Selwyn House School	26.12
8	DANIEL ARUMUGAM	LaurenHill Academy	26.16
9	MATTHEW VENDITTI	Loyola HS	26.29
10	KYLE HOLLAND	Lower Canada College	26.61
11	QUIN LAGDEN	West Island College	26.80
12	WILLIAM MURPHY	Pierrefonds Comp HS	27.10
12	SOTRIOS NICOLAU	Laval Senior Academy	27.10
14	KYLE BIKHARI	Pierrefonds Comp HS	29.69
15	GIANCARLO PAOLOLUCCI	Loyola HS	29.97

[\[Top of Page\]](#) [\[Event List\]](#)

Event 18 BOYS 14-15 Midget 400m Run

NAME	AGE	TEAM	TIME
1	MICHAEL FRANCIS	MacDonald HS	54.27
2	RICARDO PERCOPO	Laurier MacDonald HS	54.32
3	KAYLAN BRUNO	Selwyn House School	58.00
4	LUCAS MASTRODOMENICO	Lower Canada College	58.60
5	GIANCARLO PAOLOLUCCI	Loyola HS	59.99
6	CARSON PRICE-GALLAGHER	Lower Canada College	1:00.42
7	ROCCO CHRISTIANO	Selwyn House School	1:00.73
8	RYAN MCSWEENEY	John Rennie HS	1:03.19
9	MATTHEW VENDITTI	Loyola HS	1:04.03
10	FABIO PETRUZZI	Lester B Pearson HS	1:04.18

11	SHAYNE FLEMMING	Pierrefonds Comp HS	1:04.49
12	WILLIAM MURPHY	Pierrefonds Comp HS	1:05.17
13	QUIN LAGDEN	West Island College	1:05.29
14	GREG BARSALOU	Pierrefonds Comp HS	1:06.19
15	ANDREW TITLEMAN	Bialik HS	1:07.68
16	MAX LAXER	Bialik HS	1:11.98

[\[Top of Page\]](#) [\[Event List\]](#)

Event 19 BOYS 14-15 Midget 800m Run

NAME	AGE	TEAM	TIME
1	CARSON PRICE-GALLAGHER	Lower Canada College	2:16.19
2	GIANCARLO PAOLOLUCCI	Loyola HS	2:16.20
3	GIORDANO IANNARINO	Selwyn House School	2:20.35
4	LUCAS MASTRODOMENICO	Lower Canada College	2:24.65
5	CHARLES CULVER	Selwyn House School	2:27.33
6	WILLIAM CANDFIELD	Westwood HS SR	2:29.40
7	CHRIS POUMBOURAS	Lower Canada College	2:31.36
8	ANTHONY MIRARCHI	Loyola HS	2:33.54
9	DAVID MANCINI	Loyola HS	2:34.17
10	RYAN MCSWEENEY	John Rennie HS	2:35.51
11	ANDREW TITLEMAN	Bialik HS	2:38.37
12	JONATHAN LEONARDO	Pierrefonds Comp HS	2:44.17

[\[Top of Page\]](#) [\[Event List\]](#)

Event 20 BOYS 14-15 Midget 1500m Run

NAME	AGE	TEAM	TIME
1	LOUIS HILDEBRAND	Emmanuel Christian	4:48.80
2	JONAH SMITH	Loyola HS	4:50.10
3	CARSON PRICE-GALLAGHER	Lower Canada College	4:55.66
4	CARSON RIAR	St Thomas HS	5:01.17
5	RILEY COUTURE	Selwyn House School	5:04.16
6	GREG EFRAIMIDIS	Selwyn House School	5:06.03
7	MICHAEL ALMANZA	Royal West Academy	5:06.55
8	DEVON HASELTINE	Marymount Academy	5:11.84
9	BRANDON AMARAL	Rosemount HS	5:19.43

10	ETHAN TIEW	Rosemount HS	5:24.64
11	DAVID MANCINI	Loyola HS	5:27.12
12	PAUL GIROUARD	Royal West Academy	5:31.35
13	ANTHONY DI PRIMO	St Thomas HS	5:51.15
14	GREG BARSALOU	Pierrefonds Comp HS	5:55.19
15	LUCA BARBERINI	Loyola HS	5:56.01
16	JONATHAN LEONARDO	Pierrefonds Comp HS	6:30.83

[\[Top of Page\]](#) [\[Event List\]](#)

Event 21 BOYS 14-15 Midget 3000m Run

NAME	AGE	TEAM	TIME
1	LOUIS HILDEBRAND	Emmanuel Christian	10:11.98
2	CARSON PRICE-GALLAGHER	Lower Canada College	10:18.51
3	JONAH SMITH	Loyola HS	10:23.92
4	CARSON RIAR	St Thomas HS	10:24.11
5	MICHAEL ALMANZA	Royal West Academy	11:04.56
6	DAVID MANCINI	Loyola HS	11:12.19
7	EDWIN JAZVAC	West Island College	11:19.51
8	DAMIEN AMARAL	Rosemount HS	11:42.00
9	MICHAEL DIOUSKINE	Royal West Academy	12:06.54
10	MARCO CERRONI	Lester B Pearson HS	12:13.84
11	ANTHONY DI PRIMO	St Thomas HS	12:17.90
12	CHRISTIAN WEINMAN	Royal Vale School	12:19.25
13	EVAN STERN	Bialik HS	12:34.10
14	GREG BARSALOU	Pierrefonds Comp HS	12:55.45
15	JONATHAN LEONARDO	Pierrefonds Comp HS	13:49.39

[\[Top of Page\]](#) [\[Event List\]](#)

Event 22 BOYS 14-15 Midget 100m Hurdles

FINALS

NAME	AGE	TEAM	TIME
1	MICHAEL FRANCIS	MacDonald HS	14.98
2	ALESSIO CONTE	Laurier MacDonald HS	16.23
3	CALEB HWA	Lower Canada College	16.45
4	JARED BOIDMAN	Bialik HS	17.13

5	JOSHUA ALEXANDR VERNI-MED	Rosemount HS	17.47
6	GABRIEL VERGHESE	Royal West Academy	17.98
PRELIMS			
1	MICHAEL FRANCIS	MacDonald HS	15.50 Q
2	ALESSIO CONTE	Laurier MacDonald HS	16.01 Q
3	JARED BOIDMAN	Bialik HS	17.47 Q
4	JOSHUA ALEXANDR VERNI-MED	Rosemount HS	17.79 Q
5	CALEB HWA	Lower Canada College	18.10 Q
6	GABRIEL VERGHESE	Royal West Academy	18.72 Q
7	ANDREW TITLEMAN	Bialik HS	19.53
8	VINCENT ADORANTI	West Island College	20.51
9	DAVID ANCONA	Loyola HS	20.70
10	EDWIN JAZVAC	West Island College	20.86
11	BRIAN CALLAHAN	MacDonald HS	20.92
12	KYLE MCGOWN	West Island College	22.86
13	LOGAN MILLAN	Rosemount HS	23.07

[\[Top of Page\]](#) [\[Event List\]](#)

Event 23 BOYS 14-15 Midget 400m Hurdles

NAME	AGE	TEAM	TIME
1 LUCAS MASTRODOMENICO		Lower Canada College	1:08.31
2 CONNOR WAREHAM		Loyola HS	1:09.24
3 CALEB HWA		Lower Canada College	1:11.12
4 MATTHEW VENDITTI		Loyola HS	1:12.62
5 JOSHUA ALEXANDR VERNI-MED		Rosemount HS	1:13.50
6 AARITH SENARATNE		Kuper Academy	1:16.84
7 LOGAN MILLAN		Rosemount HS	1:20.15
8 BRIAN CALLAHAN		MacDonald HS	1:23.54

[\[Top of Page\]](#) [\[Event List\]](#)

Event 24 BOYS 14-15 Midget 4x100m Relay

NAME	TEAM	TIME
1 MACDONALD HS A	MacDonald HS	48.79

2	LAVAL SENIOR ACADEMY A	Laval Senior Academy	49.14
3	LOWER CANADA COLLEGE A	Lower Canada College	50.13
4	LAURENHILL ACADEMY A	LaurenHill Academy	51.14
5	LOYOLA HS A	Loyola HS	52.33
6	MARYMOUNT ACADEMY A	Marymount Academy	52.53
7	PIERREFONDS COMP HS A	Pierrefonds Comp HS	54.52
8	WEST ISLAND COLLEGE A	West Island College	54.93
9	ROSEMOUNT HS B	Rosemount HS	55.04

[\[Top of Page\]](#) [\[Event List\]](#)

Event 25 BOYS 14-15 Midget 4x400m Relay

	NAME	TEAM	TIME
1	SELWYN HOUSE SCHOOL A	Selwyn House School	4:05.50
2	LOWER CANADA COLLEGE A	Lower Canada College	4:14.77
3	MACDONALD HS A	MacDonald HS	4:20.95
4	LOYOLA HS A	Loyola HS	4:21.87
5	LAVAL SENIOR ACADEMY A	Laval Senior Academy	4:27.24
6	BIALIK HS A	Bialik HS	4:29.38
7	PIERREFONDS COMP HS A	Pierrefonds Comp HS	4:35.39
8	WEST ISLAND COLLEGE A	West Island College	4:37.25
9	ROSEMOUNT HS A	Rosemount HS	4:56.39

[\[Top of Page\]](#) [\[Event List\]](#)

Event 26 BOYS 14-15 Midget High Jump

	NAME	AGE	TEAM	MARK
1	BRIAN ORTIZ-MUSCIA		Lester B Pearson HS	1.66m
2	ZAIRE ODLE		Kells Academy	1.66m
3	SEAN HERSCOVITCH		Bialik HS	1.66m
4	JIMMY NGUYEN		John F Kennedy HS	1.60m
5	MIKAEL BARIL		LaurenHill Academy	1.60m
5	ALESSIO CONTE		Laurier MacDonald HS	1.60m
7	JASMIT KALSI		Lester B Pearson HS	1.55m
8	JOEY CORCORAN		Selwyn House School	1.55m
8	JEREMY LAVOIE		Laval Senior Academy	1.55m
9	JARED BOIDMAN		Bialik HS	1.55m

10	ANTHONY MIRARCHI	Loyola HS	1.45m
11	MICHAEL DO	Lester B Pearson HS	1.45m
11	ALESSIO AMORELLI	Laval Senior Academy	1.45m
11	GIANLUCA RECINE	Rosemount HS	1.45m
	EVAN HARDY	Loyola HS	NM
	SAM MCIVER	Royal West Academy	NM
	CALEB HWA	Lower Canada College	NM
	JACK KERKLAAN	Loyola HS	NM

[\[Top of Page\]](#) [\[Event List\]](#)

Event 27 BOYS 14-15 Midget Long Jump

	NAME	AGE	TEAM	MARK
1	ZAIRE ODLE		Kells Academy	5.63m
2	MICHAEL FRANCIS		MacDonald HS	5.51m
3	LUCAS MASTRODOMENICO		Lower Canada College	5.45m
4	JARED BOIDMAN		Bialik HS	5.32m
5	CALEB HWA		Lower Canada College	5.19m
6	RICARDO PERCOPO		Laurier MacDonald HS	5.03m
7	RYAN MCSWEENEY		John Rennie HS	5.03m
8	AMINE BELLEL		Vincent Massey	4.93m
9	JEREMY LAVOIE		Laval Senior Academy	4.72m
10	GIANLUCA RECINE		Rosemount HS	4.69m
11	ALESSIO AMORELLI		Laval Senior Academy	4.67m
12	BRIAN ORTIZ-MUSCIA		Lester B Pearson HS	4.62m
13	SHAYNE FLEMMING		Pierrefonds Comp HS	4.61m
14	JASMIT KALSI		Lester B Pearson HS	3.89m
15	JAMES AMEND		Pierrefonds Comp HS	3.49m
16	JONATHAN LEONARDO		Pierrefonds Comp HS	3.32m

[\[Top of Page\]](#) [\[Event List\]](#)

Event 28 BOYS 14-15 Midget Triple Jump

	NAME	AGE	TEAM	MARK
1	ZAIRE ODLE		Kells Academy	11.11m
2	ALESSIO CONTE		Laurier MacDonald HS	10.95m
3	CALEB HWA		Lower Canada College	10.71m

4	BRIAN ORTIZ-MUSCIA	Lester B Pearson HS	10.41m
5	RILEY COUTURE	Selwyn House School	10.23m
6	GIANLUCA RECINE	Rosemount HS	10.18m
7	QAIS MASRI	Kells Academy	10.16m
8	JADEN BAPTISTE	Beurling Academy	9.77m
9	ALESSIO AMORELLI	Laval Senior Academy	9.54m
10	KYLE HOLLAND	Lower Canada College	9.50m
11	AIDEN SCHWENGER	Bialik HS	9.42m
12	SAM MCIVER	Royal West Academy	9.35m
13	JASMIT KALSI	Lester B Pearson HS	9.34m
14	WILLIAM MURPHY	Pierrefonds Comp HS	8.92m
15	JOSH COHEN	Selwyn House School	8.65m
16	SEAN TIMMERMANIS	Beaconsfield HS	8.49m

[\[Top of Page\]](#) [\[Event List\]](#)

Event 29 BOYS 14-15 Midget Shot Put

	NAME	AGE	TEAM	MARK
1	NICHOLAS SABELLI		Vincent Massey	13.38m
2	MITCHELL WEBB		MacDonald HS	12.96m
3	HAIVEN HEWITT-DESIR		Rosemount HS	12.08m
4	YOUSSEF SEMLALI		Royal West Academy	11.26m
5	SAM MCIVER		Royal West Academy	11.20m
6	PATRICK CROWTHER		Royal Vale School	11.16m
7	JADEN BAPTISTE		Beurling Academy	10.97m
8	ERIC-STEVEN FILLION		Rosemount HS	10.84m
9	ELIJAH NUEZ		Selwyn House School	10.48m
10	THOMAS CEFARATTI		Laurier MacDonald HS	10.23m
11	JULIUS D'AMICO		Loyola HS	10.02m
12	LUCA DECAROLIS		Selwyn House School	9.65m
13	VINCENT ADORANTI		West Island College	9.44m
14	QUINN SAGGIO		Pierrefonds Comp HS	6.65m

[\[Top of Page\]](#) [\[Event List\]](#)

Event 30 BOYS 14-15 Midget Discus Throw

	NAME	AGE	TEAM	MARK
--	------	-----	------	------

1	NICHOLAS SABELLI	Vincent Massey	27.35m
2	MITCHELL WEBB	MacDonald HS	25.63m
3	ANTHONY MIRARCHI	Loyola HS	24.50m
4	ERIC-STEVEN FILLION	Rosemount HS	24.31m
5	JULIUS D'AMICO	Loyola HS	23.10m
6	JAMES OSBORNE	Lower Canada College	22.49m
7	NATHAN HAGGERTY	Marymount Academy	20.47m
8	LUCAS GOLD	Lower Canada College	20.35m
9	ANTON ILKICH	LaurenHill Academy	19.96m
10	SAM MCIVER	Royal West Academy	19.86m
11	THOMAS CEFARATTI	Laurier MacDonald HS	19.54m
12	DYLAN THOMAS	West Island College	19.49m
13	MAX LAXER	Bialik HS	17.26m
14	QUINN SAGGIO	Pierrefonds Comp HS	15.21m
15	LARRY MALLAS	Marymount Academy	14.81m
16	JONATHAN LEONARDO	Pierrefonds Comp HS	14.46m

[\[Top of Page\]](#) [\[Event List\]](#)

Event 31 BOYS 14-15 Midget Javelin Throw

	NAME	AGE	TEAM	MARK
1	NICHOLAS SABELLI		Vincent Massey	34.44m
2	DAVID MANCINI		Loyola HS	29.39m
3	SAM MCIVER		Royal West Academy	28.20m
4	JULIUS D'AMICO		Loyola HS	28.11m
5	QUIN LAGDEN		West Island College	26.33m
6	CALVIN FINN		Beaconsfield HS	25.93m
7	GREG BARSALOU		Pierrefonds Comp HS	25.72m
8	WILLIAM CANDFIELD		Westwood HS SR	25.40m
9	YOUSSEF SEMLALI		Royal West Academy	25.37m
10	BRIAN CALLAHAN		MacDonald HS	23.73m
11	WILLIAM MURPHY		Pierrefonds Comp HS	23.25m
11	GABRIEL LEBLANC		Laval Senior Academy	23.25m
13	SEAN TIMMERMANIS		Beaconsfield HS	21.36m
14	MITCHELL WEBB		MacDonald HS	19.99m
15	JUSTIN SANSCHABRIN		Lester B Pearson HS	14.24m

Event 32 BOYS 16-18 JUVENILE 100m Dash

FINALS

NAME	AGE	TEAM	TIME
1 ELIJAH WILLIAMS		Riverdale HS	11.49
2 GEORGES NASRALLAH		Laval Senior Academy	11.81
3 SHAIDAN GABOUD		Emmanuel Christian	11.84
4 JORDAN ESCOFFIER		Beurling Academy	11.98
5 CALEB DA SILVA		MacDonald HS	12.05
6 CHRISSELY ST JEAN		Laurier MacDonald HS	12.14
7 ALEXIS L'ECUYER-DIMOPOULO		LaurenHill Academy	12.42
8 RASHEIM JONES		Beurling Academy	12.63

PRELIMS

1 SHAIDAN GABOUD		Emmanuel Christian	11.79 Q
2 GEORGES NASRALLAH		Laval Senior Academy	11.86 Q
3 JORDAN ESCOFFIER		Beurling Academy	11.93 Q
4 CALEB DA SILVA		MacDonald HS	11.97 Q
5 ELIJAH WILLIAMS		Riverdale HS	11.98 Q
6 CHRISSELY ST JEAN		Laurier MacDonald HS	12.05 Q
7 RASHEIM JONES		Beurling Academy	12.26 Q
8 ALEXIS L'ECUYER-DIMOPOULO		LaurenHill Academy	12.28 Q
9 JALEN ELIBERT-FOWLKES		Centennial Academy	12.31
10 ADAM LIBERA		St Thomas HS	12.38
11 ANTHONY PIRES		John F Kennedy HS	12.51
12 JAMES TAYLOR		Pierrefonds Comp HS	12.54
12 ERIK DEMERS		Pierrefonds Comp HS	12.54
14 SAHANOOR CHOWDHURY		John F Kennedy HS	12.61
15 THULA SINNARAJAH		LaurenHill Academy	12.98
16 VICTOR CHO		Royal Vale School	13.06
17 ANTHONY SEMERARO		Pierrefonds Comp HS	13.13

Event 33 BOYS 16-18 JUVENILE 200m Run**FINALS**

NAME	AGE	TEAM	TIME
1 ELIJAH WILLIAMS		Riverdale HS	23.91
2 GEORGES NASRALLAH		Laval Senior Academy	23.94
3 SHANE RIKLEY-KRINDLE		Westwood HS SR	24.42
4 ALEXIS L'ECUYER-DIMOPOULO		LaurenHill Academy	25.32
5 CHRISSELY ST JEAN		Laurier MacDonald HS	26.16

PRELIMS

1 SHANE RIKLEY-KRINDLE		Westwood HS SR	24.44 Q
2 GEORGES NASRALLAH		Laval Senior Academy	24.45 Q
3 ELIJAH WILLIAMS		Riverdale HS	24.80 Q
4 ALEXIS L'ECUYER-DIMOPOULO		LaurenHill Academy	25.24 Q
5 ADAM LIBERA		St Thomas HS	25.30 Q
6 CHRISSELY ST JEAN		Laurier MacDonald HS	25.45 Q
7 CALEB DA SILVA		MacDonald HS	25.56
8 CEDRIC GRAVEL-SWITZMAN		Royal West Academy	25.67
9 RAFEL SHARIF		LaurenHill Academy	25.76
10 RASHEIM JONES		Beurling Academy	25.81
11 ERIK DEMERS		Pierrefonds Comp HS	25.95
12 JALEN ELIBERT-FOWLKES		Centennial Academy	26.25
13 ANTHONY PIRES		John F Kennedy HS	26.46
14 ANTON RAHUL		Vincent Massey	26.57
15 BRADLEY CAMERON		Pierrefonds Comp HS	26.93
16 CODY SCHWARTZ		Pierrefonds Comp HS	27.28

[\[Top of Page\]](#) [\[Event List\]](#)

Event 34 BOYS 16-18 JUVENILE 400m Run

NAME	AGE	TEAM	TIME
1 SHANE RIKLEY-KRINDLE		Westwood HS SR	56.53
2 THULA SINNARAJAH		LaurenHill Academy	58.97
3 PHILIPPE MILLER		Lower Canada College	58.98

4	JAMES TAYLOR	Pierrefonds Comp HS	1:00.48
5	MASSIMO BIAGIONI	Lester B Pearson HS	1:02.06
6	DAVID BORELLI	Kuper Academy	1:02.27
7	DYLAN DUBROFSKY	Pierrefonds Comp HS	1:09.13

[\[Top of Page\]](#) [\[Event List\]](#)

Event 35 BOYS 16-18 JUVENILE 800m Run

	NAME	AGE	TEAM	TIME
1	PHILIPPE MILLER		Lower Canada College	2:18.05
2	THULA SINNARAJAH		LaurenHill Academy	2:19.61
3	DAVID BORELLI		Kuper Academy	2:21.71
4	JONATHAN FITZ-CALITRI		Riverdale HS	2:22.22
5	ZACHARY DAHAN		Royal West Academy	2:22.94
6	MASSIMO BIAGIONI		Lester B Pearson HS	2:29.65
7	MATTHEW SCURTI		Pierrefonds Comp HS	2:32.38
8	RYAN BEAUCHAMP		Pierrefonds Comp HS	2:35.75
9	HAASIN SHAH		LaurenHill Academy	2:40.74
10	ARYAN JAMALI		St Thomas HS	2:40.87
11	DYLAN DUBROFSKY		Pierrefonds Comp HS	2:44.57
12	JAMES CHIAZZI		Lester B Pearson HS	2:45.49

[\[Top of Page\]](#) [\[Event List\]](#)

Event 36 BOYS 16-18 JUVENILE 1500m Run

	NAME	AGE	TEAM	TIME
1	NICOLAS DAFNIOTIS		LaurenHill Academy	5:07.75
2	MATTHEW SCURTI		Pierrefonds Comp HS	5:09.62
3	PETER HE		Lower Canada College	5:10.75
4	ZACHARY DAHAN		Royal West Academy	5:11.87
5	JOSHUA STEPHENS		Laurier MacDonald HS	5:22.10
6	ROMAIN THOMAS		Beaconsfield HS	5:24.55
7	BEN SAUVAGEAU		Loyola HS	5:30.77
8	JUSTIN ILKICH		LaurenHill Academy	5:31.13
9	CHAMARKE AHMED		Rosemount HS	5:36.58
10	KYLE MCLEVY		Beaconsfield HS	5:39.11
11	GIULIANO DI STAULO		Lester B Pearson HS	5:41.00

12	JAMES TAYLOR	Pierrefonds Comp HS	5:43.46
13	WARREN MINTZBERG	Westmount HS	5:49.44
14	JAMES CHIAZZI	Lester B Pearson HS	5:50.09
15	HARRISON FLEET	Pierrefonds Comp HS	7:01.52

[\[Top of Page\]](#) [\[Event List\]](#)

Event 37 BOYS 16-18 JUVENILE 3000m Run

NAME	AGE	TEAM	TIME
1	EDGAR HUDSON	Westmount HS	10:12.92
2	NICOLAS DAFNIOTIS	LaurenHill Academy	10:13.31
3	HUZAIFA AYUB	LaurenHill Academy	10:50.20
4	MATTHEW SCURTI	Pierrefonds Comp HS	11:09.54
5	MATHIAS BRAZ-BOLTON	Pierrefonds Comp HS	11:10.46
6	PETER HE	Lower Canada College	11:12.58
7	JOSHUA STEPHENS	Laurier MacDonald HS	11:38.30
8	JAMES TAYLOR	Pierrefonds Comp HS	11:40.42
9	BEN SAUVAGEAU	Loyola HS	12:06.51
10	KYLE MCLEVY	Beaconsfield HS	12:08.73
11	GIULIANO DI STAULO	Lester B Pearson HS	12:13.60
12	JAMES CHIAZZI	Lester B Pearson HS	12:31.67
13	LUCAS CARTY	St George's School	12:41.17
	JACOB NANASI	Marymount Academy	DNF

[\[Top of Page\]](#) [\[Event List\]](#)

Event 38 BOYS 16-18 JUVENILE 110m Hurdles

FINALS

NAME	AGE	TEAM	TIME
1	SH Aidan GABOUD	Emmanuel Christian	15.45
2	JONTHAN HUBERMANN	Herzlih HS	17.17
3	SAHANOOR CHOWDHURY	John F Kennedy HS	17.61
4	ADAM ATKAS	Lester B Pearson HS	17.91
5	JORDAN KHALILAFAR	Pierrefonds Comp HS	18.19
6	CEDRIC GRAVEL-SWITZMAN	Royal West Academy	19.59

PRELIMS

1	SHAIDAN GABOUD	Emmanuel Christian	15.78 Q
2	SAHANOOR CHOWDHURY	John F Kennedy HS	18.00 Q
3	JORDAN KHALILAFAR	Pierrefonds Comp HS	18.28 Q
4	JONTHAN HUBERMANN	Herzlih HS	18.59 Q
5	ADAM ATKAS	Lester B Pearson HS	19.03 Q
6	CEDRIC GRAVEL-SWITZMAN	Royal West Academy	19.58 Q
7	SPIROS ROUSSIANOS	LaurenHill Academy	20.10
8	NICHOLAS PERREAULT	Lester B Pearson HS	20.28
9	ANTHONY PIRES	John F Kennedy HS	21.07
10	ALEXIS L'ECUYER-DIMOPOULO	LaurenHill Academy	21.40
11	MATTHEW DE BOGYAY	Pierrefonds Comp HS	21.74
12	RANDY SANTANA-MARCOS	Pierrefonds Comp HS	24.03

[\[Top of Page\]](#) [\[Event List\]](#)

Event 39 BOYS 16-18 JUVENILE 400m Hurdles

NAME	AGE	TEAM	TIME
1	WILL PAGE	Lower Canada College	1:06.69
2	JORDAN KHALILAFAR	Pierrefonds Comp HS	1:07.29
3	ADAM ATKAS	Lester B Pearson HS	1:09.14
4	ROMAIN THOMAS	Beaconsfield HS	1:10.33
5	MATTHEW DE BOGYAY	Pierrefonds Comp HS	1:15.55
6	YOUSSEF ABDELGHAFOOR	LaurenHill Academy	1:16.65

[\[Top of Page\]](#) [\[Event List\]](#)

Event 40 BOYS 16-18 JUVENILE 4x100m Relay

NAME	TEAM	TIME	
1	BEURLING ACADEMY A	Beurling Academy	48.78
2	SELWYN HOUSE SCHOOL A	Selwyn House School	48.97
3	MARYMOUNT ACADEMY A	Marymount Academy	49.87
4	LAURENHILL ACADEMY A	LaurenHill Academy	50.22
5	LESTER B PEARSON HS A	Lester B Pearson HS	50.25
6	PIERREFONDS COMP HS A	Pierrefonds Comp HS	53.21

[\[Top of Page\]](#) [\[Event List\]](#)

Event 41 BOYS 16-18 JUVENILE 4x400m Relay

NAME	TEAM	TIME
1 SELWYN HOUSE SCHOOL A	Selwyn House School	4:04.47
2 LAURENHILL ACADEMY A	LaurenHill Academy	4:10.94
3 BEURLING ACADEMY A	Beurling Academy	4:18.54
4 PIERREFONDS COMP HS A	Pierrefonds Comp HS	4:22.10
5 LESTER B PEARSON HS A	Lester B Pearson HS	4:36.72

[\[Top of Page\]](#) [\[Event List\]](#)

Event 42 BOYS 16-18 JUVENILE High Jump

NAME	AGE	TEAM	MARK
1 JONTHAN HUBERMANN		Herzliah HS	1.70m
2 O'SHAE HO-SANG		Selwyn House School	1.63m
3 ELIJAH WILLIAMS		Riverdale HS	1.60m
4 OLIVER OKOPSKI		Emmanuel Christian	1.60m
5 JIYONG KIM		Marymount Academy	1.60m
5 TYLER STERN		Selwyn House School	1.60m
7 AIDAN MATTHEWS		Pierrefonds Comp HS	1.55m
8 KOUROSCH AKHBARI		Royal West Academy	1.50m
9 SAHANOOR CHOWDHURY		John F Kennedy HS	1.45m
10 RANDY SANTANA-MARCOS		Pierrefonds Comp HS	1.45m
11 JON KARDASH		Kuper Academy	1.40m
11 KEYON CYRUS		Vincent Massey	1.40m
11 PHILIP LOH		Pierrefonds Comp HS	1.40m
14 CEDRIC GRAVEL-SWITZMAN		Royal West Academy	1.40m
14 JUSTIN ILKICH		LaurenHill Academy	1.40m
14 VICTOR CHO		Royal Vale School	1.40m

[\[Top of Page\]](#) [\[Event List\]](#)

Event 43 BOYS 16-18 JUVENILE Long Jump

NAME	AGE	TEAM	MARK
1 SHAIDAN GABOUD		Emmanuel Christian	6.25m
2 OMARI SPARKS		Beurling Academy	5.77m
3 SAHANOOR CHOWDHURY		John F Kennedy HS	5.61m
4 TYLER STERN		Selwyn House School	5.44m
5 CALEB DA SILVA		MacDonald HS	5.43m

6	PHILIP LOH	Pierrefonds Comp HS	5.37m
7	WILL PAGE	Lower Canada College	5.34m
8	ADAM LIBERA	St Thomas HS	5.32m
9	RASHEIM JONES	Beurling Academy	5.17m
10	ANTHONY MONTANARO	Lester B Pearson HS	4.85m
11	ANTON RAHUL	Vincent Massey	4.83m
12	BRANDON SILCOTT	John F Kennedy HS	4.67m
13	AIDAN MATTHEWS	Pierrefonds Comp HS	4.50m
14	PHILIPPE MILLER	Lower Canada College	4.47m
15	CHAMARKE AHMED	Rosemount HS	4.20m

[\[Top of Page\]](#) [\[Event List\]](#)

Event 44 BOYS 16-18 JUVENILE Triple Jump

NAME	AGE	TEAM	MARK
1	OMARI SPARKS	Beurling Academy	11.46m
2	RASHEIM JONES	Beurling Academy	11.32m
3	PHILIP LOH	Pierrefonds Comp HS	11.18m
4	ANTHONY MONTANARO	Lester B Pearson HS	10.93m
5	PHILIPPE MILLER	Lower Canada College	10.56m
6	CHRISSELY ST JEAN	Laurier MacDonald HS	10.40m
7	JAMES LEE	Kuper Academy	10.30m
8	AIDAN MATTHEWS	Pierrefonds Comp HS	9.84m
9	HUZAIFA AYUB	LaurenHill Academy	9.79m
10	THULA SINNARAJAH	LaurenHill Academy	9.44m
	RANDY SANTANA-MARCOS	Pierrefonds Comp HS	NM

[\[Top of Page\]](#) [\[Event List\]](#)

Event 45 BOYS 16-18 JUVENILE Shot Put

NAME	AGE	TEAM	MARK
1	ANDREW MULLINS-GRANT	Selwyn House School	11.60m
2	SILAS OWUSU-ACHEAW	LaurenHill Academy	11.05m
3	JAKE LARIVIERE	Marymount Academy	10.77m
4	BIAGIO POMPA	Laurier MacDonald HS	10.46m
5	PRAM SENARATNE	Kuper Academy	10.42m
6	MARC-ANTHONY LA SENZA	Lester B Pearson HS	10.40m

7	GIANCARLO PETRELLA	Lester B Pearson HS	10.12m
8	MARCO DI TEODORO	Pierrefonds Comp HS	9.71m
9	GIAN-LORENZO ZILEMBO	Vincent Massey	9.52m
10	WINSTON STEPHEN	Pierrefonds Comp HS	8.84m
11	JONATHAN DI MAURO	Lester B Pearson HS	8.80m
12	RYAN BEAUCHAMP	Pierrefonds Comp HS	7.97m

[\[Top of Page\]](#) [\[Event List\]](#)

Event 46 BOYS 16-18 JUVENILE Discus Throw

NAME	AGE	TEAM	MARK
1	GEORGES NASRALLAH	Laval Senior Academy	32.62m
2	MASSIMO PAMPENA	Lester B Pearson HS	25.83m
3	PRAM SENARATNE	Kuper Academy	25.10m
4	MATTHEW PEARSON	Pierrefonds Comp HS	24.94m
5	MARC-ANTHONY LA SENZA	Lester B Pearson HS	21.84m
6	JONATHAN DI MAURO	Lester B Pearson HS	21.19m
7	BIAGIO POMPA	Laurier MacDonald HS	20.89m
8	ANTHONY CORREIRA	LaurenHill Academy	18.18m
9	JAMES GAMBINO	Pierrefonds Comp HS	17.54m
	THOMAS TRAN	Marymount Academy	NM
	RASHEIM JONES	Beurling Academy	NM
	MARCO DI TEODORO	Pierrefonds Comp HS	NM

[\[Top of Page\]](#) [\[Event List\]](#)

Event 47 BOYS 16-18 JUVENILE Javelin Throw

NAME	AGE	TEAM	MARK
1	DANTE DI DOMENICO	Lester B Pearson HS	36.31m
2	GEORGES NASRALLAH	Laval Senior Academy	36.15m
3	BIAGIO POMPA	Laurier MacDonald HS	31.71m
4	JAMES TRIHAS	LaurenHill Academy	31.55m
5	JUSTIN ILKICH	LaurenHill Academy	31.12m
6	TAMIR JONAS	Pierrefonds Comp HS	30.64m
7	RYAN BEAUCHAMP	Pierrefonds Comp HS	28.96m
8	AHARON MORYOUSSEF	Herzlih HS	27.63m
9	JEREMY BELANGER	Westwood HS SR	26.98m

10	KOUROSCH AKHBARI	Royal West Academy	26.86m
11	LARRY MALLAS	Marymount Academy	26.56m
12	HABIB RABAHEIH	Kells Academy	26.41m
13	MAXIME GIROUX	Pierrefonds Comp HS	26.01m

[\[Top of Page\]](#) [\[Event List\]](#)

GMAA Rugby 7's Boys Tournament

Friday, May 12th, 2017 at Concordia University (Sherbrooke St. West)

FIELD SCHEDULE

#1 - Sherbrooke

#2 - Maisonneuve

TIME	#	Section	Away	Score	Home	Score	Field
9:00 AM	1	JUV A	LA	12	LOY A	36	#1
9:00 AM	2	JUV A	WWHS	22	FACE	5	#2
9:25 AM	3	JUV B	BHS	5	LOY B	19	#1
9:25 AM	4	JUV B	LCCHS	29	JRHS	12	#2
9:45 AM	5	MID B	LOY A	35	JRHS	0	#1
9:45 AM	6	MID B	CVR A	24	WIC	5	#2
10:05 AM	7	MID A	WWHS	22	STAN	12	#1
10:05 AM	8	MID A	LOY B	38	LA	0	#2
10:25 AM	9	JUV C	CVR	15	STAN	17	#1
10:25 AM	10	JUV C	LOY C	5	BA	12	#2
10:45 AM	11	JUV A	FACE	0	LA	10	#1
10:45 AM	12	JUV A	LOY A	10	WWHS	0	#2
11:10 AM	13	MID B	WIC	29	LOY A	5	#1
11:10 AM	14	MID B	JRHS	0	CVR A	33	#2
11:30 AM	15	MID A	STAN	5	LOY B	33	#1
11:30 AM	16	MID A	LA	0	WWHS	41	#2
11:50 AM	17	JUV B	LOY B	0	LCCHS	17	#1
11:50 AM	18	JUV B	JRHS	0	BHS	22	#2
12:10 PM	19	JUV C	BA	7	CVR	24	#1
12:10 PM	20	JUV C	STAN	41	LOY C	7	#2
12:30 PM	21	MID B	CVR A	52	LOY A	0	#1
12:30 PM	22	MID B	JRHS	0	WIC	42	#2
12:55 PM	23	JUV A	LA	12	WWHS	17	#1
12:55 PM	24	JUV A	LOY A	40	FACE	0	#2
1:15 PM	25	MID A	WWHS	10	LOY B	7	#1
1:15 PM	26	MID A	STAN	24	LA	7	#2
1:35 PM	27	JUV B	LOY B	20	JRHS	5	#1
1:35 PM	28	JUV B	BHS	0	LCCHS	27	#2
1:55 PM	29	JUV C	CVR	31	LOY C	10	#1
1:55 PM	30	JUV C	BA	0	STAN	25	#2
2:15 PM	31	MID CONS	3B	12	3A	17	#1
2:15 PM	32	MID CONS	4B	5	4A	15	#2
2:40 PM	33	JUV QF	6th seed	17	3rd seed	19	#1
2:40 PM	34	JUV QF	5th seed	7	4th seed	15	#2
3:00 PM	35	MID SEMI	2B	10	1A	38	#1
3:00 PM	36	MID SEMI	2A	14	1B	19	#2
3:20 PM	37	JUV CONS	3A	5	3B	24	#1
3:20 PM	38	JUV CONS	4A	5	4C	34	#2

3:40 PM	39	JUV SEMI	Winner #33	21	2nd seed	19	#1
3:40 PM	40	JUV SEMI	Winner #34	10	1st seed	22	#2
4:00 PM	42	MID FINAL	Winner #35	10	Winner #36	0	#1
4:00 PM	41	JUV CONS	3C	17	4B	5	#2
4:40 PM	43	JUV FINAL	Winner #39	0	Winner #40	31	#1

2017 Boys Outdoor T&F Championship Meet

Wednesday, May 17th, 2017

St Laurent

05/17/2017 - 05/17/2017

Meet Scores

MALE TEAM Age Group 11 - 13		
1	JOHN RENNIE HS	JRHS 63.000
2	LOYOLA HS	LOY 61.500
3	LAVAL JR ACADEMY	LJA 36.500
4	ROSEMOUNT HS	RHS 30.000
5	BEACONSFIELD HS	BHS 29.000
6	MACDONALD HS	MACD 27.000
7	ROYAL WEST ACADEMY	ROY 15.000
8	ST GEORGE'S SCHOOL	STG 13.000
9	PIERREFONDS COMP HS	PCHS 11.000
10	RIVERDALE HS	RIV 9.000
11	ST THOMAS HS	STT 8.000
12	SELWYN HOUSE SCHOOL	SELW 7.000
13	EMMANUEL CHRISTIAN	EMCS 6.000
14	JOHN F KENNEDY HS	JFK 5.000
15	WEST ISLAND COLLEGE	WIC 3.500
16	WESTMOUNT HS	WHS 3.000
17	VILLA MARIA HS	VILA 1.500
MALE TEAM Age Group 14 - 15		
1	LOWER CANADA COLLEGE	LCC 58.000
2	LOYOLA HS	LOY 46.000
3	MACDONALD HS	MACD 40.000
4	LAURIER MACDONALD HS	LMAC 29.500
5	SELWYN HOUSE SCHOOL	SELW 29.000
6	ROYAL WEST ACADEMY	ROY 21.000
6	VINCENT MASSEY	VMC 21.000
8	KELLS ACADEMY	KELL 19.000
9	ROSEMOUNT HS	RHS 18.000
10	LAVAL SENIOR ACADEMY	LSA 14.000
10	EMMANUEL CHRISTIAN	EMCS 14.000
12	LESTER B PEARSON HS	LBP 11.000
12	BIALIK HS	BIAL 11.000
14	ST THOMAS HS	STT 6.000
15	LAURENHILL ACADEMY	LAUR 4.500

16	JOHN F KENNEDY HS	JFK	3.000
17	WEST ISLAND COLLEGE	WIC	2.000
18	KUPER ACADEMY	KUP	1.000
18	ROYAL VALE SCHOOL	RVAL	1.000
18	MARYMOUNT ACADEMY	MMA	1.000
18	WESTWOOD HS SR	WWSR	1.000
18	BEACONSFIELD HS	BHS	1.000

MALE TEAM Age Group 16 - 18

1	LAURENHILL ACADEMY	LAUR	48.000
2	PIERREFONDS COMP HS	PCHS	35.000
3	LESTER B PEARSON HS	LBP	33.000
4	BEURLING ACADEMY	BA	31.000
5	SELWYN HOUSE SCHOOL	SELW	28.500
6	LOWER CANADA COLLEGE	LCC	25.000
7	LAVAL SENIOR ACADEMY	LSA	22.000
8	RIVERDALE HS	RIV	21.000
8	EMMANUEL CHRISTIAN	EMCS	21.000
10	LAURIER MACDONALD HS	LMAC	13.000
11	HERZLIAH HS	HZHS	12.000
12	WESTWOOD HS SR	WWSR	11.000
12	KUPER ACADEMY	KUP	11.000
14	MARYMOUNT ACADEMY	MMA	9.500
15	JOHN F KENNEDY HS	JFK	8.000
16	WESTMOUNT HS	WHS	7.000
17	ROYAL WEST ACADEMY	ROY	6.000
18	MACDONALD HS	MACD	4.000
18	BEACONSFIELD HS	BHS	4.000

MALE INDIVIDUAL Age Group 11 - 13

1	SWIRSKY, SAMUEL	JOHN RENNIE HS	24.000
2	ROUSSEAU, TOMMY	ROSEMOUNT HS	21.000
3	MERID-MOORE, BENJAMIN	ROYAL WEST ACADEMY	15.000
4	RACETTE, DANIEL	MACDONALD HS	14.000
4	MONOCCHI, JULIAN	JOHN RENNIE HS	14.000
4	BRIERLEY, DAVID	BEACONSFIELD HS	14.000
7	CURUSO, FRANK-ANTHONY	LOYOLA HS	13.500
8	TENDO, ARI	BEACONSFIELD HS	9.000
9	UESAKA, SHINNOSUKE	ST GEORGE'S SCHOOL	8.000
9	CROSS, DANIEL	ST THOMAS HS	8.000
9	WAIND, CARTER	JOHN RENNIE HS	8.000
12	BRIGGS, KEVWE	RIVERDALE HS	7.000
		LAVAL JR	

12 POLLETTA, NICHOLAS	ACADEMY	7.000
12 ROCHELEAU, ZACHARY	MACDONALD HS	7.000
12 LATO, ROBERTO	LOYOLA HS	7.000
12 DE SARNO, LUCA	LOYOLA HS	7.000
17 VOLPE, VINCENZO	LAVAL JR ACADEMY	6.500
18 PASCALI, LUCA	LOYOLA HS	6.000
19 RIZZUTO, VITO	LOYOLA HS	5.000
19 RICHARD, SYLVIO	JOHN F KENNEDY HS	5.000
19 KNEZ, NICOLAS	LAVAL JR ACADEMY	5.000
19 VALANTE, GIULIANO	LOYOLA HS	5.000
19 BANOUSES, NICHOLAS	LOYOLA HS	5.000
24 TABET, JORDAN	EMMANUEL CHRISTIAN	4.000
24 SALVEMINI, JOSHUA	LAVAL JR ACADEMY	4.000
24 GREEN, JAYDEN	PIERREFONDS COMP HS	4.000
24 RAZA, AIDAN	ST GEORGE'S SCHOOL	4.000
28 BALLARD, DAVID	LOYOLA HS	3.000
28 GENTILE, MARIO	ROSEMOUNT HS	3.000
28 ADAMOPOULOS, GEORGE	SELWYN HOUSE SCHOOL	3.000
28 SANDHU, ZAKI	JOHN RENNIE HS	3.000
28 DE SETA, MICHAEL	LAVAL JR ACADEMY	3.000
28 RAYNOR, AIDAN	BEACONSFIELD HS	3.000
34 SIOUX, ALEX	LOYOLA HS	2.000
34 SCARPETTA, GIULIO	LAVAL JR ACADEMY	2.000
34 BENFLIS, AMINE	SELWYN HOUSE SCHOOL	2.000
34 AITKEN, JACK	SELWYN HOUSE SCHOOL	2.000
34 GUERTIN, JONATHAN	MACDONALD HS	2.000
34 GAGNON, NICHOLAS	ROSEMOUNT HS	2.000
34 SCHMUGALINGAM, VAROTHAYAN	ROSEMOUNT HS	2.000
34 GRAND-MAISON, ZAKARY	RIVERDALE HS	2.000
34 QUIROGA, SAMUEL	EMMANUEL CHRISTIAN	2.000
34 MENDEZ, JUAN DIEGO	ROSEMOUNT HS	2.000
44 TRAN, JUSTIN	WEST ISLAND COLLEGE	1.500
44 WEBSTER, GAHAN	VILLA MARIA HS	1.500

46	MALO, PETER	BEACONSFIELD HS	1.000
46	LORENZONI, MATTEO	LOYOLA HS	1.000
46	STOLJAR-GOLD, ADAM	ST GEORGE'S SCHOOL	1.000
46	BELLAS, COLE	LOYOLA HS	1.000
46	MATTHEWS, EVAN	PIERREFONDS COMP HS	1.000
46	VOGAS, DIMITRIOS	LAVAL JR ACADEMY	1.000
46	CEFALONI, MATTEO	LAVAL JR ACADEMY	1.000
46	LANNI, MICHAEL	LOYOLA HS	1.000
MALE INDIVIDUAL Age Group 14 - 15			
1	SABELLI, NICHOLAS	VINCENT MASSEY	21.000
2	ODLE, ZAIRE	KELLS ACADEMY	19.000
2	FRANCIS, MICHAEL	MACDONALD HS	19.000
4	PERCOPO, RICARDO	LAURIER MACDONALD HS	18.000
5	PRICE-GALLAGHER, CARSON	LOWER CANADA COLLEGE	17.000
5	MASTRODOMENICO, LUCAS	LOWER CANADA COLLEGE	17.000
7	HWA, CALEB	LOWER CANADA COLLEGE	14.000
7	HILDEBRAND, LOUIS	EMMANUEL CHRISTIAN	14.000
9	CONTE, ALESSIO	LAURIER MACDONALD HS	11.500
10	ORTIZ-MUSCIA, BRIAN	LESTER B PEARSON HS	10.000
10	WEBB, MITCHELL	MACDONALD HS	10.000
12	SMITH, JONAH	LOYOLA HS	9.000
12	MANDELOS, PAUL	ROYAL WEST ACADEMY	9.000
14	PAOLOLUCCI, GIANCARLO	LOYOLA HS	7.000
14	WAREHAM, CONNOR	LOYOLA HS	7.000
14	VITELLI, ALESSANDRO	LAVAL SENIOR ACADEMY	7.000
17	RIAR, CARSON	ST THOMAS HS	6.000
17	MCIVER, SAM	ROYAL WEST ACADEMY	6.000
17	BOIDMAN, JARED	BIALIK HS	6.000
17	MANCINI, DAVID	LOYOLA HS	6.000
17	ROMERO, JOSUE	ROSEMOUNT HS	6.000
22	D'AMICO, JULIUS	LOYOLA HS	5.000
23	HERSCOVITCH, SEAN	BIALIK HS	4.000
23	BRUNO, KAYLAN	SELWYN HOUSE	4.000

	SCHOOL	
23 HEWITT-DESIR, HAIVEN	ROSEMOUNT HS	4.000
23 VERNI-MEDEIROS, JOSHUA ALEXAND	ROSEMOUNT HS	4.000
23 CULVER, CHARLES	SELWYN HOUSE SCHOOL	4.000
23 IANNARINO, GIORDANO	SELWYN HOUSE SCHOOL	4.000
23 MIRARCHI, ANTHONY	LOYOLA HS	4.000
23 COUTURE, RILEY	SELWYN HOUSE SCHOOL	4.000
23 CHRISTIANO, ROCCO	SELWYN HOUSE SCHOOL	4.000
32 NGUYEN, JIMMY	JOHN F KENNEDY HS	3.000
32 VENDITTI, MATTHEW	LOYOLA HS	3.000
32 SEMLALI, YOUSSEF	ROYAL WEST ACADEMY	3.000
32 FILLION, ERIC-STEVEN	ROSEMOUNT HS	3.000
36 LAGDEN, QUIN	WEST ISLAND COLLEGE	2.000
36 ALMANZA, MICHAEL	ROYAL WEST ACADEMY	2.000
38 BARIL, MIKAEL	LAURENHILL ACADEMY	1.500
39 OSBORNE, JAMES	LOWER CANADA COLLEGE	1.000
39 CROWTHER, PATRICK	ROYAL VALE SCHOOL	1.000
39 EFRAIMIDIS, GREG	SELWYN HOUSE SCHOOL	1.000
39 CANDFIELD, WILLIAM	WESTWOOD HS SR	1.000
39 RANNO, FABRIZIO	LESTER B PEARSON HS	1.000
39 SENARATNE, AARITH	KUPER ACADEMY	1.000
39 RECINE, GIANLUCA	ROSEMOUNT HS	1.000
39 VERGHESE, GABRIEL	ROYAL WEST ACADEMY	1.000
39 CORCORAN, JOEY	SELWYN HOUSE SCHOOL	1.000
39 FINN, CALVIN	BEACONSFIELD HS	1.000
MALE INDIVIDUAL Age Group 16 - 18		
1 NASRALLAH, GEORGES	LAVAL SENIOR ACADEMY	22.000
2 WILLIAMS, ELIJAH	RIVERDALE HS	18.000
2 GABOUD, SH Aidan	EMMANUEL CHRISTIAN	18.000
4 MILLER, PHILIPPE	LOWER CANADA COLLEGE	13.000

5	DAFNIOTIS, NICOLAS	LAURENHILL ACADEMY	12.000
5	HUBERMANN, JONTHAN	HERZLIAH HS	12.000
5	SPARKS, OMARI	BEURLING ACADEMY	12.000
8	RIKLEY-KRINDLE, SHANE	WESTWOOD HS SR	11.000
9	SINNARAJAH, THULA	LAURENHILL ACADEMY	10.000
10	SCURTI, MATTHEW	PIERREFONDS COMP HS	8.000
10	CHOWDHURY, SAHANOOR	JOHN F KENNEDY HS	8.000
12	KHALILAFAR, JORDAN	PIERREFONDS COMP HS	7.000
12	HUDSON, EDGAR	WESTMOUNT HS	7.000
12	MULLINS-GRANT, ANDREW	SELWYN HOUSE SCHOOL	7.000
12	ATKAS, ADAM	LESTER B PEARSON HS	7.000
12	POMPA, BIAGIO	LAURIER MACDONALD HS	7.000
12	DI DOMENICO, DANTE	LESTER B PEARSON HS	7.000
12	PAGE, WILL	LOWER CANADA COLLEGE	7.000
19	SENARATNE, PRAM	KUPER ACADEMY	6.000
20	LOH, PHILIP	PIERREFONDS COMP HS	5.000
20	PAMPENA, MASSIMO	LESTER B PEARSON HS	5.000
20	HE, PETER	LOWER CANADA COLLEGE	5.000
20	OWUSU-ACHEAW, SILAS	LAURENHILL ACADEMY	5.000
20	DAHAN, ZACHARY	ROYAL WEST ACADEMY	5.000
20	JONES, RASHEIM	BEURLING ACADEMY	5.000
20	BORELLI, DAVID	KUPER ACADEMY	5.000
20	HO-SANG, O'SHAE	SELWYN HOUSE SCHOOL	5.000
28	STERN, TYLER	SELWYN HOUSE SCHOOL	4.500
29	LARIVIERE, JAKE	MARYMOUNT ACADEMY	4.000
29	THOMAS, ROMAIN	BEACONSFIELD HS	4.000
29	AYUB, HUZAIFA	LAURENHILL ACADEMY	4.000
29	DA SILVA, CALEB	MACDONALD HS	4.000

29 ST JEAN, CHRISSELY	LAURIER MACDONALD HS	4.000
34 TRIHAS, JAMES	LAURENHILL ACADEMY	3.000
34 PEARSON, MATTHEW	PIERREFONDS COMP HS	3.000
34 FITZ-CALITRI, JONATHAN	RIVERDALE HS	3.000
34 LA SENZA, MARC- ANTHONY	LESTER B PEARSON HS	3.000
34 MONTANARO, ANTHONY	LESTER B PEARSON HS	3.000
34 TAYLOR, JAMES	PIERREFONDS COMP HS	3.000
34 OKOPSKI, OLIVER	EMMANUEL CHRISTIAN	3.000
34 BIAGIONI, MASSIMO	LESTER B PEARSON HS	3.000
34 L'ECUYER-DIMOPOULOS, ALEXIS	LAURENHILL ACADEMY	3.000
34 ESCOFFIER, JORDAN	BEURLING ACADEMY	3.000
44 BRAZ-BOLTON, MATHIAS	PIERREFONDS COMP HS	2.000
44 STEPHENS, JOSHUA	LAURIER MACDONALD HS	2.000
44 DE BOGYAY, MATTHEW	PIERREFONDS COMP HS	2.000
44 ILKICH, JUSTIN	LAURENHILL ACADEMY	2.000
48 KIM, JIYONG	MARYMOUNT ACADEMY	1.500
49 ABDELGHAFOOR, YOUSSEF	LAURENHILL ACADEMY	1.000
49 GRAVEL-SWITZMAN, CEDRIC	ROYAL WEST ACADEMY	1.000
49 DI MAURO, JONATHAN	LESTER B PEARSON HS	1.000
49 JONAS, TAMIR	PIERREFONDS COMP HS	1.000

FLAG FOOTBALL PLAYOFFS 2017

31/05/2017 9:53

Juvenile Girls - Division 1


Top 4 make playoffs

Semi Final	Final	Champions
------------	-------	-----------

****SHSM cannot play on May 23 or June 1st**

****LCC Conflict on May 24th if both their JG and BG advance**

****WIC can play on May 30th at 4pm, June 1st or June 2nd**



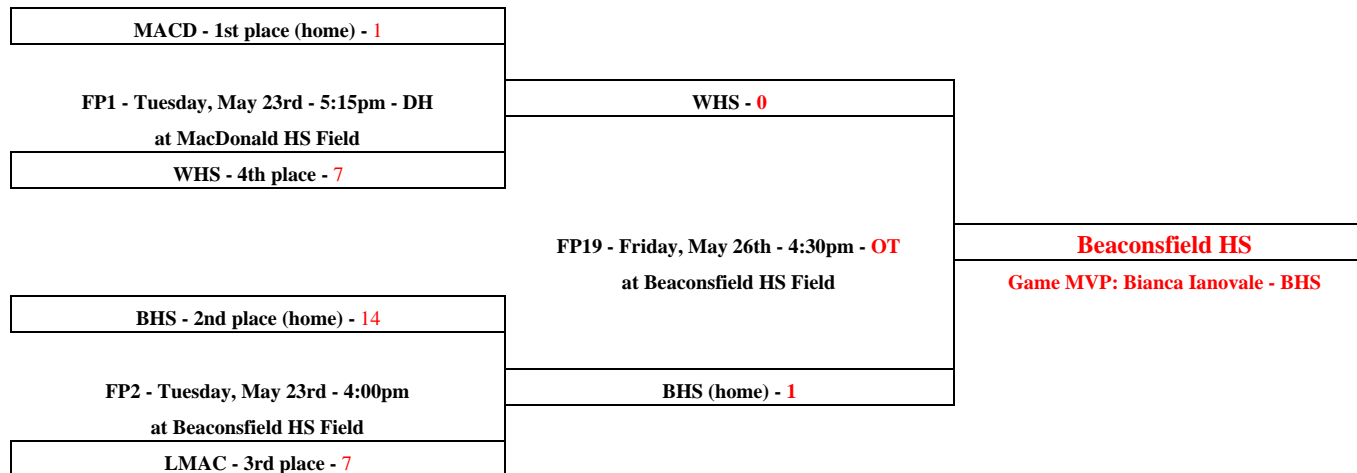
Juvenile Girls - Division 3

Top 4 make playoffs

Semi Final	Final	Champions
------------	-------	-----------

****BHS cannot play on May 25th or May 30th**

****MACD cannot play on May 24th or June 1st**




Midget Girls - Division 1

Top 4 make playoffs

Semi Final	Final	Champions
------------	-------	-----------

****SHSM cannot play on June 1st**

****MACD cannot play on June 1st**



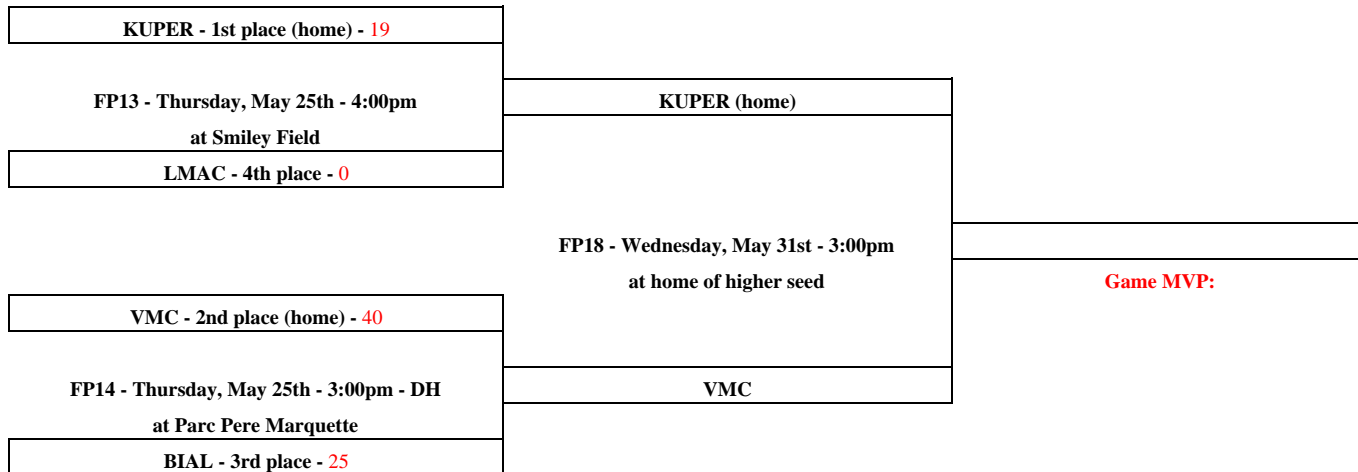
Midget Girls - Division 3

Top 4 make playoffs

Semi Final	Final	Champions
------------	-------	-----------

****STG can only play games on Mondays and Wednesdays**

****IF VMC BG move on - conflict with Semis**



Bantam Girls - Division 1


Top 4 make playoffs

Semi Final	Final	Champions
------------	-------	-----------

****SHSM cannot play on June 1st**

****LCC Conflict on May 24th if both their JG and BG advance**

****BHS cannot play on May 24th or May 30th**



Bantam Girls - Division 3

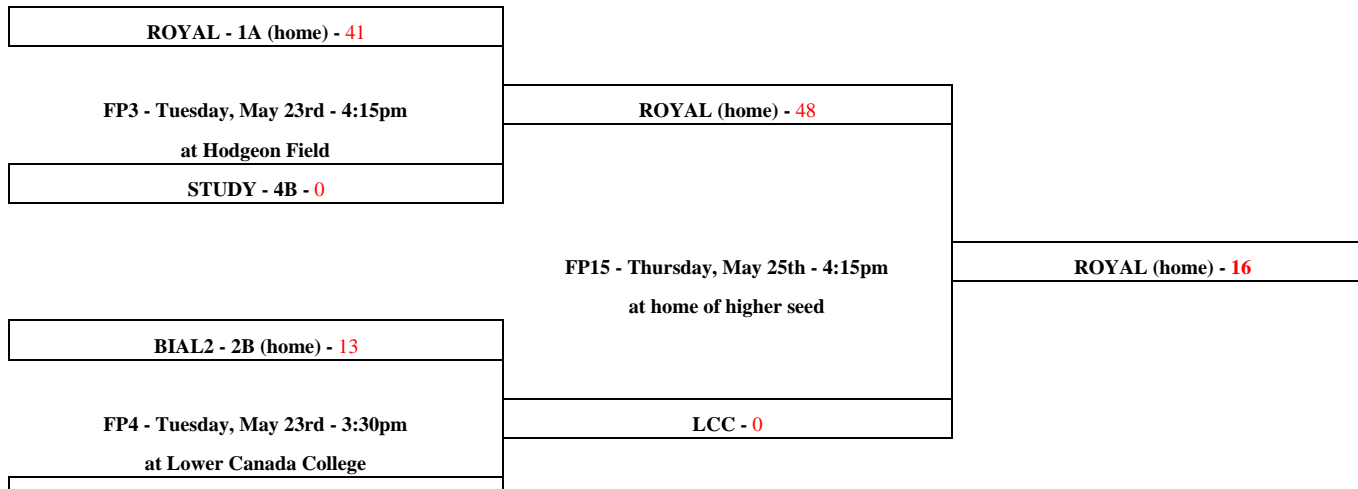
Top 4 from each section make it

Quarter Final	Semi Final	Final	Champions
---------------	------------	-------	-----------

****BHS cannot play on May 24th or May 30th**

****MACD cannot play on May 24th or June 1st**

****IF VMC BG move on - conflict with MG Semis Thursday**



LCC - 3A - 15

VMC - 1B (home) - 40

FP5 - Tuesday, May 23rd - 4:15pm
at Parc Pere Marquette

BHS - 4A - 7

MACD - 2A (home) - 18

FP6 - Tuesday, May 23rd - 4:00pm - DH
at MacDonald HS Field

JP1 - 3B - 25

VMC (home) - 32

FP16 - Thursday, May 25th - 4:15pm - DH
at Parc Pere Marquette

JP1 - 31

FP17 - Tuesday, May 30th - 4:15pm
at Hodgeson Field

VMC - 20

Vincent Massey Collegiate

Game MVP: Julian Moffa & Sonia Beerworth - VMC

G.M.A.A. Girls Flag Football Standings 2017

19/05/2017 9:59

	School	Games	Win	Loss	Tie	Points
Juvenile Girls "1A"						
8	Westwood High School - WWHS	8	7	1	0	14
	Kuper Academy - KUPER	8	7	1	0	14
	West Island College - WIC	8	6	2	0	12
	Lower Canada College - LCC.	8	6	2	0	12
	Lindsay Place High School - LPHS	8	4	4	0	8
	St Thomas HS - STT	8	3	5	0	6
	Royal West Academy - ROYAL	8	2	6	0	4
	John Rennie HS - JRHS	8	1	7	0	2
	Sacred Heart School - SHSM	8	0	8	0	0
Juvenile Girls "3A"						
5	MacDonald HS - MACD	5	4	1	0	8
	Beaconsfield HS - BHS	5	4	1	0	8
	Laurier MacDonald HS - LMAC	5	3	2	0	6
	Westmount HS - WHS	5	3	2	0	6
	Lakeside Academy - LA.	5	1	4	0	2
	Emmanuel Christian School - EMCS	5	0	5	0	0
Midget Girls "1A"						
5	MacDonald HS - MACD	4	4	0	0	8
	Pierrefonds Comprehensive HS - PCHS	4	4	0	0	8
	St Thomas HS - STT	5	3	2	0	6
	Lower Canada College - LCC.	5	2	3	0	4
	Sacred Heart School - SHSM	5	1	4	0	2
	Lindsay Place High School - LPHS	5	0	5	0	0
Midget Girls "3A"						
6	Kuper Academy - KUPER	6	5	1	0	10
	Vincent Massey Collegiate - VMC	6	5	1	0	10
	Bialik High School - BIAL	5	3	2	0	6
	Laurier MacDonald HS - LMAC	6	3	3	0	6
	St George's School - STG	6	3	3	0	6
	Trafalgar School - TRAF	5	1	4	0	2
	Herzliah High School - HZHS	6	0	6	0	0
Bantam Girls "1A"						
7	Kuper Academy - KUPER	7	6	1	0	12
	Lower Canada College - LCC.	7	6	1	0	12
	St Thomas HS - STT	7	6	1	0	12
	Westwood High School - WWHS	7	4	3	0	8
	West Island College - WIC	7	2	5	0	4
	Pierrefonds Comprehensive HS - PCHS	6	1	5	0	2
	Beaconsfield HS - BHS	6	1	5	0	2
	Sacred Heart School - SHSM	7	1	6	0	2
OUT	Howard S Billing HS - HSBHS	0	0	0	0	0
Bantam Girls "3A"						
5	Royal West Academy - ROYAL	5	5	0	0	10
	MacDonald HS - MACD	5	4	1	0	8
	Lower Canada College - LCC.	5	3	2	0	6
	Beaconsfield HS - BHS	5	2	3	0	4
	Kuper Academy - KUPER	5	1	4	0	2
	Bialik High School - Team 1 - BIAL1	5	0	5	0	0
Bantam Girls "3B"						
5	Vincent Massey Collegiate - VMC	5	4	1	0	8

	Bialik High School - Team 2 - BIAL2	5	4	1	0	8
	John Paul 1 HS - JP1	5	3	2	0	6
	The Study School - STUDY	5	2	3	0	4
	Westmount HS - WHS	5	2	3	0	4
	Herzliah High School - HZHS	5	0	5	0	0
OUT	FACE HS - FACE	0	0	0	0	0

GMAA Futsal Standings 2016-2017

05/04/2017 9:38

School	Games	Win	Loss	OT Loss	Points
JB1A					
Vincent Massey Collegiate	6	6	0	0	18
Pierrefonds Comprehensive HS	6	3	3	1	10
Lester B Pearson High School	6	3	3	0	9
John F Kennedy HS	6	0	6	0	0
JG1A					
Vincent Massey Collegiate	6	4	2	0	12
John F Kennedy HS	7	2	5	0	6
Laurier MacDonald HS	7	1	6	0	3
JG1B					
Pierrefonds Comprehensive HS	7	7	0	0	21
College Ste Anne	6	3	3	0	9
Villa Maria HS	7	3	4	0	9
MB1A					
Vincent Massey Collegiate	4	3	1	0	9
Laurier MacDonald High School	4	3	1	0	9
Lasalle Community Comp HS	4	0	4	2	2
BB1A					
Vincent Massey High School Team 1	6	5	1	0	15
Pierrefonds Comp HS	6	4	2	0	12
John Paul 1 High School	6	2	4	0	6
Vincent Massey High School Team 2	6	1	5	0	3
BG1A					
Vincent Massey Collegiate Team 1	6	4	2	2	14
College Ste Anne	6	4	2	0	12
Pierrefonds Comprehensive HS	6	3	3	0	9
Vincent Massey Collegiate Team 2	6	1	5	2	5
	62			7	
School	Games	Win	Loss	OT Loss	Points
JB3A					
Lindsay Place High School	8	7	1	1	22
John Rennie High School	8	6	2	0	18
Pierrefonds Comprehensive HS	8	5	3	0	15
Lakeside Academy	8	2	6	0	6
Emmanuel Christian School	8	0	8	1	1
JB3B					
College Prep International	8	7	1	0	21
Beurling Academy	8	5	3	1	16
Kells Academy	8	3	5	1	10
Hebrew Academy	8	3	5	0	9
Howard S Billings HS	8	2	6	0	6
JB3C					
Marymount Academy	6	5	1	0	15
LaurenHill Academy	6	5	1	0	15
Westmount High School	6	2	4	0	6
Face High School	6	0	4	1	1
JB3D					
Vincent Massey Collegiate	8	8	0	0	24
Laurier MacDonald High School	8	6	2	1	19

	Lester B Pearson High School	8	4	4	0	12
	Rosemount High School	8	2	6	1	7
	John F Kennedy High School	8	0	8	0	0
JG3A						
	Lindsay Place High School	6	5	1	0	15
	Pierrefonds Comprehensive HS	6	4	2	0	12
	John Rennie High School	6	0	6	0	0
JG3B						
	Howard S Billings HS	6	5	1	0	15
	Lasalle Community Comp HS	6	4	2	1	13
	LaurenHill Academy	6	3	3	0	9
	Rosemount High School	6	0	6	0	0
MB3A						
	Lakeside Academy	7	4	3	0	12
	Hebrew Academy	7	1	6	0	3
	Royal Vale School	7	1	6	0	3
MB3B						
	LaurenHill Academy	7	6	1	0	18
	Rosemount High School	7	5	2	0	15
	John F Kennedy High School	7	4	3	0	12
MG3A						
	Face High School	6	4	2	1	13
	Beurling Academy	6	4	2	0	12
	Royal Vale School	6	4	2	0	12
	Westmount High School	6	0	6	0	0
BB3A						
	Vincent Massey Collegiate	7	6	1	1	19
	LaurenHill Academy	7	5	2	1	16
	Rosemount High School	7	5	2	0	15
	Lasalle Community Comp HS	7	5	2	0	15
	Hebrew Academy	7	4	3	1	13
	Pierrefonds Comprehensive HS	7	2	5	0	6
	Howard S Billings HS	7	1	6	0	3
	Royal Vale School	7	0	7	0	0
BG3A						
	John Rennie High School	6	6	0	0	18
	Howard S Billings HS	6	5	1	0	15
	Lasalle Community Comp HS	6	4	2	0	12
	Vincent Massey Collegiate	6	3	3	0	9
	John Paul 1 High School	6	2	4	0	6
	Lakeside Academy	6	1	5	0	3
	St George's School	6	0	6	0	0

Futsal Playoffs Division 1 - 2016-2017

04/05/2017 10:51

Playoffs will run Feb. 27th - March 3rd. Please send in any school conflicts by Jan. 31st.

Juvenile Boys Div I - 5 teams (top 3 make playoffs)

Semi Final	Final	Champions
------------	-------	-----------

School conflict dates: JFKHS:Feb 28th Mar 2-3 LBPHS:Mar 2nd VMC: Mar 3rd

	1st (home) - VMC - 7	
	P8 - Tuesday, March 21st - 4:00 at Vincent Massey Collegiate	Vincent Massey Collegiate
3rd - LBPHS - 3		Game MVP: Daniele DiGiorgio - VMC
P4 - Tuesday, Feb. 28th - 2:45pm at Pierrefonds Comprehensive HS	PCHS - 2	
2nd (home) - PCHS - 4		

Juvenile Girls Div I - 6 teams (top 4 overall make playoffs)

Semi Final	Final	Champions
------------	-------	-----------

School conflict dates: JFKHS:Feb 28th Mar 2-3 LMAC: Mar 1-2-3 VMC: Mar 1-2

Playoff Rule 1 - first and second from the same section cannot meet until the finals

Seeding is based on total points

Seed 1 - PCHS - 21pts

A - VMC/JFKHS cannot meet

Seed 2 - VMC - 12pts

B - PCHS/CSA cannot meet

Seed 3 - CSA - 9pts

Seed 4 - VILLA - pts

seed 1 (home) - PCHS - 9		
P5 - Tuesday, February 28th - 2:45pm at Pierrefonds Comprehensive HS	PCHS - 2	
seed 4 - VILLA - 2	P9 - Tuesday, March 21st - 3:00pm at Pierrefonds Comprehensive HS	Pierrefonds Comprehensive HS
seed 3 - CSA - 10		Game MVP:
P6 - Friday, March 17th - 2:15pm at Vincent Massey Collegiate	CSA - 1	
seed 2 (home) - VMC - 5		

Midget Boys Div I - 4 teams (top 3 make playoffs)

Semi Final	Final	Champions
------------	-------	-----------

School conflict dates: LMAC: Mar 1-2-3 VMC: Mar 3rd

	1st (home) - VMC - 2	
	P10 - Wednesday, March 22nd - 3:45pm at Vincent Massey Collegiate	Vincent Massey Collegiate
		Game MVP: Luciano Angellillo
3rd - LCCHS - 3		
P1 - Thursday, March 16th - 3:45pm at Laurier Macdonald HS	LMAC - 0	
2nd (home) - LMAC - 5		

Bantam Boys Div I - 4 teams (top 3 make playoffs)

Semi Final	Final	Champions
-------------------	--------------	------------------

vmc cannot play Mar 3rd

	1st (home) - VMC - 9	
	P11 - Thursday, March 23rd - 2:45 at Vincent Massey Collegiate	Vincent Massey Collegiate
		Game MVP: Lorenzo Collard - VMC
3rd - JP1 - 1		
P2 - Monday, February 27th - 3:45pm at Pierrefonds Comprehensive HS	PCHS - 1	
2nd (home) - PCHS - 7		

Bantam Girls Div I - 4 teams (top 3 make playoffs)

Semi Final	Final	Champions
-------------------	--------------	------------------

vmc cannot play Mar 3rd

	1st (home) - VMC1 - 6	
	P7 - Thursday, March 23rd - 3:45 at Vincent Massey Collegiate	Vincent Massey Collegiate
		Game MVP: Serena Presta - VMC
3rd - PCHS - 3		
P3 - Monday, February 27th - 3:45pm at College Ste Anne	PCHS - 3	
2nd (home) - CSA - 2		

D3 Indoor Soccer Playoffs 2016-2017

Playoffs are from Monday, April 3rd - Thursday, April 13th. SAC reps must submit any school conflicts for the team by Friday March 17th

Red = Tentative

Black=Confirmed

23/05/2017 11:36

Juvenile Boys Div 3 - 20 teams (top 2 from each section make playoffs)

Quarter Finals	Semi Final	Final	Champions
----------------	------------	-------	-----------

CPI April 6-12-13-14-15-16-17-18-19-20-21-24 MMA April 3rd LAURN April 3-5-6-7-19-20-21 VMC April 4-5-6-7-10-11-12-13-14-17-18-19

Playoff Rule 1 - first and second from the same section cannot meet until the finals

LPHS - 1A (Home) - 6			
P1 - Tuesday, April 11th - 4:00pm at Lindsay Place HS	LAURN - 5		
LAURN - 2C - 7			
	P14 - Wednesday, April 26th - 3:45 at Vincent Massey Collegiate	VMC - 4	
BA - 2B - 5			
P2 - Tuesday, April 25th - 4:00pm - DH at Vincent Massey Collegiate	VMC - 6		
VMC - 1D (Home) - 8		P21 - Wednesday, May 3rd - 3:30 - DH at Vincent Massey Collegiate	Laurier Macdonald HS Game MVP: Nicholas P.
MMA - 1C (Home) - 7			
P3 - Monday, April 10th - 4:00pm at Marymount Academy	MMA - 5		
JRHS- 2A - 5			
	P15 - Wednesday, April 26th - 3:30 at Marymount Academy	LMAC - 5	
LMAC - 2D - 3			
P4 - Monday, April 10th - 3:45 at NDG Sports Complex	LMAC - 6		
CPI - 1B (Home) - 2			

Juvenile Girls Division 3 - 8 teams (top 2 from each section)

Semi Final	Final	Champions
------------	-------	-----------

Playoff Rule 1 - first and second from the same section cannot meet until the finals

LCCHS April 4th, 10th

LPHS - 1A(Home) - 5

P5 - Friday, April 7th - 4:00pm
at Lindsay Place HS

LPHS

LCCHS - 2B - 3

P20 - Thursday, June 1st - 4:00pm
at Lindsay Place HS

Game MVP:

PCHS - 2A - 9

P6 - Tuesday, April 4th - 3:15pm - DH
at Howard S Bilings HS

PCHS

HSBHS - 1B(Home) - 3

Midget Boys Division 3 - 6 teams (top 4 overall)

Semi Final

Final

Champions

LAURN April 3-5-6-7-19-20-21

Playoff Rule 1 - first and second from the same

Seed 1 - LAURN 18pts

Seed 2 - RHS 15pts

Seed 3 - JFKSH 12pts (won head to head vs LA.)

Seed 4 - LA. 12pts

LAURN - Seed 1 (Home) - 10

P7 - Tuesday, April 4th - 3:30pm
at LaurenHill SR Campus

LAURN - 5

LA. - Seed 4 - 1

P16 - Wednesday, April 19th - 3:30
at LaurenHill SR Campus

LaurenHill Academy

Game MVP:

JFKHS - Seed 3 - 0

P8 - Tuesday, April 4th - 3:15pm
at Rosemount HS

RHS - 4

RHS - Seed 2 (Home) - 1

Midget Girls Div 3 - 4 teams (top 3 make playoffs)

Semi Final

Final

Champions

FACE - 1st (home) -

RVALE - 3rd - 0

P9 - Tuesday, April 4th - 4:00pm
at Beurling Academy

BA - 2nd (home) - 0

Face HS
Game MVP:

Bantam Boys Div 3 - 8 teams (top 4 make playof

Semi Final	Final	Champions
LAURN April 3-5-6-7-19-20-21	VMC April 4-5-6-7-10-11-12-13-14	RHS: April 28

VMC - 1st (Home) - 9

P10 - Tuesday, April 25th - 3:00 - DH
at Vincent Massey Collegiate

VMC - 1

LCCHS - 4th - 2

P18 - Wednesday, May 3rd - 4:30pm - DH
at Vincent Massey Collegiate

LaurenHill Academy
Game MVP: Santiago Guitiwrrrez

RHS - 3rd - 1

P11 - Thursday, April 13th - 3:30 - DH
at LaurenHill JR Campus

LAURN - 4

LAURN - 2nd (Home) - 10

Bantam Girls Div 3- 7 teams (top 4 make playoffs)

Semi Final	Final	Champions
VMC April 4-5-6-7-10-11-12-13-14 STG April 6th	LCCHS April 5	

JRHS - 1st (Home) - 7

P12 - Thursday, April 20th
at John Rennie HS

JRHS (home) - 7

VMC - 4th - 1

P19 - Tuesday, April 25th - 3:45
at JRHS

John Rennie HS
Game MVP: Victoria Cinelli

LCCHS - 3rd - 3

P13 - Tuesday, April 4th - 4:30 - DH
at Howard S Bilings HS

HSBHS - 4

HSBHS - 2nd (Home) - 6

Meet Results

Ev# 1 BANTAM GIRLS 11-13
BANTAM 100m Dash

Ev# 4 BANTAM GIRLS 11-13
BANTAM 800m Run

Ev# 7 BANTAM GIRLS 11-13
BANTAM 80m Hurdles

Ev# 10 BANTAM GIRLS 11-13
BANTAM High Jump

Ev# 13 BANTAM GIRLS 11-13
BANTAM Shot Put

Ev# 16 MIDGET GIRLS 14-15
MIDGET 100m Dash

Ev# 19 MIDGET GIRLS 14-15
MIDGET 800m Run

Ev# 22 MIDGET GIRLS 14-15
MIDGET 80m Hurdles

Ev# 25 MIDGET GIRLS 14-15
MIDGET 4x400m Relay

Ev# 28 MIDGET GIRLS 14-15
MIDGET Triple Jump

Ev# 31 MIDGET GIRLS 14-15
MIDGET Javelin Throw

Ev# 34 JUVENILE GIRLS 16-18
JUVENILE 400m Run

Ev# 37 JUVENILE GIRLS 16-18
JUVENILE 3000m Run

Ev# 40 JUVENILE GIRLS 16-18
JUVENILE 4x100m Relay

Ev# 43 JUVENILE GIRLS 16-18
JUVENILE Long Jump

Ev# 46 JUVENILE GIRLS 16-18
JUVENILE Discus Throw

Ev# 2 BANTAM GIRLS 11-13
BANTAM 200m Run

Ev# 5 BANTAM GIRLS 11-13
BANTAM 1500m Run

Ev# 8 BANTAM GIRLS 11-13
BANTAM 4x100m Relay

Ev# 11 BANTAM GIRLS 11-13
BANTAM Long Jump

Ev# 14 BANTAM GIRLS 11-13
BANTAM Discus Throw

Ev# 17 MIDGET GIRLS 14-15
MIDGET 200m Run

Ev# 20 MIDGET GIRLS 14-15
MIDGET 1500m Run

Ev# 23 MIDGET GIRLS 14-15
MIDGET 400m Hurdles

Ev# 26 MIDGET GIRLS 14-15
MIDGET High Jump

Ev# 29 MIDGET GIRLS 14-15
MIDGET Shot Put

Ev# 32 JUVENILE GIRLS 16-18
JUVENILE 100m Dash

Ev# 35 JUVENILE GIRLS 16-18
JUVENILE 800m Run

Ev# 38 JUVENILE GIRLS 16-18
JUVENILE 100m Hurdles

Ev# 41 JUVENILE GIRLS 16-18
JUVENILE 4x400m Relay

Ev# 44 JUVENILE GIRLS 16-18
JUVENILE Triple Jump

Ev# 47 JUVENILE GIRLS 16-18
JUVENILE Javelin Throw

Ev# 3 BANTAM GIRLS 11-13
BANTAM 400m Run

Ev# 6 BANTAM GIRLS 11-13
BANTAM 3000m Run

Ev# 9 BANTAM GIRLS 11-13
BANTAM 4x400m Relay

Ev# 12 BANTAM GIRLS 11-13
BANTAM Triple Jump

Ev# 15 BANTAM GIRLS 11-13
BANTAM Javelin Throw

Ev# 18 MIDGET GIRLS 14-15
MIDGET 400m Run

Ev# 21 MIDGET GIRLS 14-15
MIDGET 3000m Run

Ev# 24 MIDGET GIRLS 14-15
MIDGET 4x100m Relay

Ev# 27 MIDGET GIRLS 14-15
MIDGET Long Jump

Ev# 30 MIDGET GIRLS 14-15
MIDGET Discus Throw

Ev# 33 JUVENILE GIRLS 16-18
JUVENILE 200m Run

Ev# 36 JUVENILE GIRLS 16-18
JUVENILE 1500m Run

Ev# 39 JUVENILE GIRLS 16-18
JUVENILE 400m Hurdles

Ev# 42 JUVENILE GIRLS 16-18
JUVENILE High Jump

Ev# 45 JUVENILE GIRLS 16-18
JUVENILE Shot Put

[\[Top of Page\]](#) [\[Event List\]](#)

Event 1 BANTAM GIRLS 11-13 BANTAM 100m Dash

FINALS

	NAME	AGE	TEAM	TIME
1	SYDNEY CAMPBELL	JRHS		13.95
2	KIMBERLY BRUNELLE	WWJR		13.98
3	SOPHIA MASHAAL	LCC		14.05

4	STELLA BARSALOU	PCHS	14.47
5	MIA TETRAULT	ECS	14.68
6	DENYSHA DESIRE	LSA	14.81
7	CARMELITE JEAN-MARTE	HSB	14.99
8	GRACE TUSSMAN	WHS	15.12

PRELIMS

1	SYDNEY CAMPBELL	JRHS	14.42 Q
2	KIMBERLY BRUNELLE	WWJR	14.46 Q
3	SOPHIA MASHAAL	LCC	14.56 Q
4	STELLA BARSALOU	PCHS	14.59 Q
5	CARMELITE JEAN-MARTE	HSB	14.84 Q
6	GRACE TUSSMAN	WHS	15.08 Q
7	MIA TETRAULT	ECS	15.09 Q
8	DENYSHA DESIRE	LSA	15.27 Q
9	SARA SPISAK	EMCS	15.28
10	RIMSHA IHATISHAM	MACD	15.30
11	DARIA ADAMAKAKIS	ECS	15.31
12	ARIANA IODICE	LSA	15.41
13	ANGELINA MEDIEROS	LSA	15.51
14	FRANCESCA VOLPATO	SHSM	15.57
15	ZOE SCANDELLA	PCHS	15.93
16	NATASHA DIECHMANN	ECS	16.15

[\[Top of Page\]](#) [\[Event List\]](#)

Event 2 BANTAM GIRLS 11-13 BANTAM 200m Run

FINALS

	NAME	AGE	TEAM	TIME
1	MADLINE STARR	STT		27.76
2	KIMBERLY BRUNELLE	WWJR		27.88
3	SYDNEY CAMPBELL	JRHS		29.08
4	MIA TETRAULT	ECS		30.13
5	FRANCESCA VOLPATO	SHSM		30.88
6	CASSANDRA BALDRY	SHSM		31.44

PRELIMS

1	MADLINE STARR	STT	27.94 Q
2	KIMBERLY BRUNELLE	WWJR	28.33 Q
3	SYDNEY CAMPBELL	JRHS	29.37 Q
4	MIA TETRAULT	ECS	30.25 Q

5	CASSANDRA BALDRY	SHSM	31.23 Q
6	FRANCESCA VOLPATO	SHSM	31.24 Q
7	SARAH KLEIN	ROY	31.74
8	SARA SPISAK	EMCS	31.87
9	EMMA MCHUGH	WIC	32.76
10	EMILY MAUTONE	PCHS	33.08
11	NICOLE LANG	LCC	33.92
12	AMIRAH SANA HOSEIN- CHAUHA	PCHS	38.37

[\[Top of Page\]](#) [\[Event List\]](#)

Event 3 BANTAM GIRLS 11-13 BANTAM 400m Run

	NAME	AGE	TEAM	TIME
1	CASSANDRA BALDRY	SHSM		1:07.79
2	AMAYA SASTRON- NAVARRETE	SHSM		1:08.78
3	SARAH FOLTON-KENNEDY	STT		1:09.41
4	CARLY-ANNE DZIEWIRZ	HSB		1:10.03
5	MIRRAH TAYLOR	LA		1:11.92
6	LACEY BAILLARGE	ROY		1:11.99
7	DARIA ADAMAKAKIS	ECS		1:12.12
8	HANAKO BRIERLEY	ROY		1:13.08
9	FRANCESCA VOLPATO	SHSM		1:13.96
10	SARAH KLEIN	ROY		1:14.30
11	CHLOE LUU	JRHS		1:15.40
12	GABRIELLA HIMAL	WIC		1:20.91
13	NICOLE LANG	LCC		1:21.15
14	AMIRAH SANA HOSEIN- CHAUHA	PCHS		1:23.01

[\[Top of Page\]](#) [\[Event List\]](#)

Event 4 BANTAM GIRLS 11-13 BANTAM 800m Run

	NAME	AGE	TEAM	TIME
1	MAGGIE ROBERTSON	STT		2:40.85
2	TESSA HASON	STUDY		2:42.72
3	VICTORIA HASON	STUDY		2:43.24
4	AMAYA SASTRON- NAVARRETE	SHSM		2:43.61
5	CAILEIGH BATES	ROY		2:47.92
6	ZOE SHAW	WHS		2:48.93
7	CLARA HOGUE	VILA		2:48.94

8	BROOKE KEATING	JRHS	2:51.77
9	CAMERON SEARS	HSB	2:56.76
10	KAYLA SALVATI	ECS	2:57.76
11	JULIANNE PRINCIPE	STT	2:58.57
12	JESSICA LOOPER	ROY	3:03.08
13	MARIANA TROPEA	LSA	3:32.10
14	EMMA RHODES	ROY	3:43.79
	ALEXIA DORAZIO	LSA	DNF

[\[Top of Page\]](#) [\[Event List\]](#)

Event 5 BANTAM GIRLS 11-13 BANTAM 1500m Run

	NAME	AGE	TEAM	TIME
1	KAITLYN STANOJLOVIC	JRHS		5:09.65
2	MAGGIE ROBERTSON	STT		5:36.80
3	CAMERON SEARS	HSB		5:53.14
4	CLARA HOGUE	VILA		5:58.09
5	AMAYA SASTRON- NAVARRETE	SHSM		6:01.48
6	KAYLA SALVATI	ECS		6:02.72
7	HOPE KEATING	JRHS		6:08.61
8	ALINE MEJIA	EMCS		6:23.59
	SOPHIA TOTEDA	LSA		DNF
	JESSICA HYLAND	LCC		DNF

[\[Top of Page\]](#) [\[Event List\]](#)

Event 6 BANTAM GIRLS 11-13 BANTAM 3000m Run

	NAME	AGE	TEAM	TIME
1	EMMA RHODES	ROY		12:45.84
2	JESSICA HYLAND	LCC		12:57.23
3	CIERRA VANROOST	WHS		13:12.22
4	TIANNA VAN DE GRIEND	WIC		13:35.83
5	TALYA VANROOST	WHS		13:38.89
6	SOPHIA TOTEDA	LSA		13:40.30
7	LIANA CIANCI	SHSM		14:17.81
8	JOSEPHINE GREENHILL	ECS		14:31.45
9	MARA MASTROCOLA	SHSM		15:09.87
	ALEXIA DORAZIO	LSA		DNF
	HOPE KEATING	JRHS		DNF

[\[Top of Page\]](#) [\[Event List\]](#)

Event 7 BANTAM GIRLS 11-13 BANTAM 80m Hurdles

FINALS

	NAME	AGE	TEAM	TIME
1	MADLINE STARR	STT		13.96
2	CARMELITE JEAN-MARTE	HSB		14.84
3	MIA TETRAULT	ECS		15.06
4	SOPHIA MASHAAL	LCC		15.24
5	ELENA APOSTOLATOS	SHSM		15.31
6	CARRIE-ANN MCCARTHY	ROY		15.93

PRELIMS

1	MADLINE STARR	STT		14.06 Q
2	CARMELITE JEAN-MARTE	HSB		14.33 Q
3	ELENA APOSTOLATOS	SHSM		15.19 Q
4	CARRIE-ANN MCCARTHY	ROY		15.56 Q
5	MIA TETRAULT	ECS		15.57 Q
6	SOPHIA MASHAAL	LCC		15.72 Q
7	SYDNEY CAMPBELL	JRHS		15.73
8	RIMSHA IHATISHAM	MACD		17.02
9	SARAH SHALHOUB	SHSM		17.19
10	GABRIELLA HIMAL	WIC		17.30
11	STELLA BARSALOU	PCHS		17.40
12	CAILEIGH BATES	ROY		17.47
13	NATASHA DIECHMANN	ECS		17.70
14	MAYA BENDAVID	VILA		18.37
15	SHREYA DEV	PCHS		22.50

[\[Top of Page\]](#) [\[Event List\]](#)

Event 8 BANTAM GIRLS 11-13 BANTAM 4x100m Relay

	NAME	TEAM	TIME
1	LAVAL SENIOR ACADEMY A	LSA	57.63
2	JOHN RENNIE HS A	JRHS	58.95
3	ROYAL WEST ACADEMY A	ROY	59.56
4	ST THOMAS HS A	STT	1:00.10
5	HOWARD S BILLINGS HS A	HSB	1:00.16
6	SACRED HEART SCHOOL A	SHSM	1:00.40
7	PIERREFONDS COMP HS A	PCHS	1:01.64
8	WESTMOUNT HS A	WHS	1:02.16
9	WEST ISLAND COLLEGE A	WIC	1:02.79

[\[Top of Page\]](#) [\[Event List\]](#)

Event 9 BANTAM GIRLS 11-13 BANTAM 4x400m Relay

	NAME	TEAM	TIME
1	SACRED HEART SCHOOL A	SHSM	4:55.60
2	JOHN RENNIE HS A	JRHS	4:57.17
3	ECS A	ECS	5:00.69
4	HOWARD S BILLINGS HS A	HSB	5:06.79
5	ROYAL WEST ACADEMY A	ROY	5:07.18
6	THE STUDY A	STUDY	5:13.30
7	PIERREFONDS COMP HS A	PCHS	5:19.79
8	WEST ISLAND COLLEGE A	WIC	5:21.30

[\[Top of Page\]](#) [\[Event List\]](#)

Event 10 BANTAM GIRLS 11-13 BANTAM High Jump

	NAME	AGE	TEAM	MARK
1	SONIA JACOB		STUDY	1.28m
2	NAOMI DIAS		WWJR	1.25m
3	AMAYA SASTRON- NAVARRETE		SHSM	1.20m
3	CALINA BRITAL		JRHS	1.20m
3	TIFFANY MAROUN		ECS	1.20m
6	MADISON D'SOUZA		SHSM	1.20m
7	ISABELLA RUTENBERG		STUDY	1.20m
8	AMBER DIODATI		LSA	1.20m
9	NATASHA DIECHMANN		ECS	1.20m
10	SYDNEY WAIND		JRHS	1.15m
11	CARRIE-ANN MCCARTHY		ROY	1.15m
12	ZOE BOSSAMRA		SHSM	1.10m
13	BROOKE KEATING		JRHS	1.10m
14	LAURA BELLINI		ECS	1.10m

[\[Top of Page\]](#) [\[Event List\]](#)

Event 11 BANTAM GIRLS 11-13 BANTAM Long Jump

	NAME	AGE	TEAM	MARK
1	MADLINE STARR		STT	4.80m
2	CARMELITE JEAN-MARTE		HSB	4.23m
3	MIA TETRAULT		ECS	3.71m
4	KELLY- ANNE DIEU-JUSTE		JFK	3.66m
5	VANESSA SOUVLOS		LSA	3.56m
6	ABIGAIL RITCHIE		STUDY	3.50m

7	CAITLYN FULTON-KENNEDY	STT	3.41m
8	JADYNN SOMERVILLE	STT	3.38m
9	LAURA BELLINI	ECS	3.32m
10	JASMINE DADE	WIC	3.24m
11	ERIN BATTOCK	RIV	3.22m
12	EMILY MAUTONE	PCHS	3.04m
13	MADDIE LUU	JRHS	2.94m
14	SHREYA DEV	PCHS	2.44m

[\[Top of Page\]](#) [\[Event List\]](#)

Event 12 BANTAM GIRLS 11-13 BANTAM Triple Jump

	NAME	AGE	TEAM	MARK
1	MADLINE STARR	STT		10.45m
2	CAILEIGH BATES	ROY		8.96m
3	SARAH KLEIN	ROY		8.65m
4	SOPHIE HENIN-LEVINE	ROY		8.50m
5	GEORGIANA ANTONACCI	LSA		8.43m
6	NATASHA DIECHMANN	ECS		8.07m
7	CASSANDRA BALDRY	SHSM		7.81m
8	LIANA CIANCI	SHSM		7.53m
9	ALEXANDRA ERIK	JRHS		7.38m
10	FRANCESCA CATANIA	JRHS		7.37m
11	JULIANA OTTONI	ECS		7.12m
	KAILEY O'REGAN	WWJR		NM

[\[Top of Page\]](#) [\[Event List\]](#)

Event 13 BANTAM GIRLS 11-13 BANTAM Shot Put

	NAME	AGE	TEAM	MARK
1	SYDNEY WAIND	JRHS		8.56m
2	VICTORIA ROBINSON	STUDY		8.49m
3	CALINA BRITAL	JRHS		8.46m
4	MAGALI SHIMOTAKAHARA	ROY		7.99m
5	TALAYAH MINTO RATTRAY	STUDY		7.67m
6	LAUREN GALE	SHSM		7.62m
7	SOPHIA MARSHMENT	ROY		7.61m
8	ADRIANNA MONTOUR	TRAF		7.42m
9	LILLY LIPPE	MACD		6.84m
10	ELENA APOSTOLATOS	SHSM		6.80m
11	KAIARA PICCERDELLI	EMCS		6.62m
11	TIFFANY MAROUN	ECS		6.62m

13	ALEXANDRA ERIK	JRHS	6.57m
14	SONIA GRACH	ECS	6.52m

[\[Top of Page\]](#) [\[Event List\]](#)

Event 14 BANTAM GIRLS 11-13 BANTAM Discus Throw

	NAME	AGE	TEAM	MARK
1	SONIA GRACH	ECS		18.27m
2	CARRIE-ANN MCCARTHY	ROY		18.27m
3	TALAYAH MINTO RATTRAY	STUDY		18.08m
4	VICTORIA ROBINSON	STUDY		17.82m
5	SOFIA SCALIA	SHSM		16.78m
6	NATASHA DIECHMANN	ECS		15.85m
7	ZOE BOSSAMRA	SHSM		15.65m
8	CATHERINE BARNES	ROY		15.16m
9	LAUREN GALE	SHSM		15.08m
10	ADRIANNA MONTOUR	TRAF		14.93m
11	JOYCE NGO	ROY		14.49m
12	CHRISTINE GERALDO	ECS		14.20m
13	OLIVIA CANTLEY	HSB		13.25m
14	AALIYAH STANDUP	TRAF		11.20m

[\[Top of Page\]](#) [\[Event List\]](#)

Event 15 BANTAM GIRLS 11-13 BANTAM Javelin Throw

	NAME	AGE	TEAM	MARK
1	VICTORIA ROBINSON	STUDY		20.24m
2	BRIDGET CLOETTA	STUDY		17.79m
3	CHRISTINE GERALDO	ECS		16.30m
4	DEIDRA LAUZON	WWJR		15.93m
5	DARIA ADAMAKAKIS	ECS		14.01m
6	CARRIE-ANN MCCARTHY	ROY		13.90m
7	ZOE BOSSAMRA	SHSM		13.77m
8	TALAYAH MINTO RATTRAY	STUDY		13.50m
9	SOFIA SCALIA	SHSM		12.62m
10	RONIT GELBART	ROY		12.22m
11	ADRIANNA MONTOUR	TRAF		10.66m
12	LACEY BAILLARGE	ROY		10.60m
13	SYDNEY WAIND	JRHS		8.75m
14	SHREYA DEV	PCHS		8.66m

[\[Top of Page\]](#) [\[Event List\]](#)

Event 16 MIDGET GIRLS 14-15 MIDGET 100m Dash

FINALS

	NAME	AGE	TEAM	TIME
1	DEONDRA GREEN		RIV	12.57
2	N'YAH MCNEAL- CRUICKSHANK		LAUR	13.42
3	WALKER MAKEESHA		BA	14.03
4	LAYLA MIJNSBERGEN		WWJR	14.29
5	KRISTINA TSIGOS		VILA	14.63
6	EL-HANAH OTASOWIE		RHS	14.70
7	ATTIYA WALKER-BRUCE		LCHS	14.90
8	SAMANTHA INKSTER		JRHS	14.93

PRELIMS

1	DEONDRA GREEN		RIV	13.21 Q
2	N'YAH MCNEAL- CRUICKSHANK		LAUR	14.05 Q
3	WALKER MAKEESHA		BA	14.67 Q
4	KRISTINA TSIGOS		VILA	14.99 Q
5	LAYLA MIJNSBERGEN		WWJR	15.01 Q
6	SAMANTHA INKSTER		JRHS	15.02 Q
7	EL-HANAH OTASOWIE		RHS	15.03 Q
8	ATTIYA WALKER-BRUCE		LCHS	15.26 Q
9	KEANA WILLIAMS		LMAC	15.30
10	AMANDA FESTER		BHS	15.47
11	ELLA MAHEU-WETTRE		TRAF	15.72
12	KATHRYN FILIATREAU		PCHS	16.01
13	ALEXANDRA MORAZZANI		LSA	16.52
14	ISABELLA LAMOSA		PCHS	16.56

[\[Top of Page\]](#) [\[Event List\]](#)

Event 17 MIDGET GIRLS 14-15 MIDGET 200m Run**FINALS**

	NAME	AGE	TEAM	TIME
1	DEONDRA GREEN		RIV	26.56
2	N'YAH MCNEAL- CRUICKSHANK		LAUR	27.31
3	ALISON LOOPER		ROY	29.24
4	LAYLA MIJNSBERGEN		WWJR	29.29
5	TONI DEL GROSSO		STT	29.55

PRELIMS

1	DEONDRA GREEN	RIV	25.56 Q
2	N'YAH MCNEAL- CRUICKSHANK	LAUR	27.03 Q
3	ALISON LOOPER	ROY	28.20 Q
4	WALKER MAKEESHA	BA	29.21 Q
5	LAYLA MIJNSBERGEN	WWJR	29.56 Q
6	TONI DEL GROSSO	STT	30.26 Q
7	JADA PAGE	LCC	30.53
8	KEANA WILLIAMS	LMAC	30.77
9	EL-HANAH OTASOWIE	RHS	30.86
10	JASMINE HOGE	STT	31.15
11	KATHRYN FILIATREULT	PCHS	31.25
12	KATARYNA MIKHLA MCBRIDE	ROY	32.88
13	ISABELLA LAMOSA	PCHS	34.95

[\[Top of Page\]](#) [\[Event List\]](#)

Event 18 MIDGET GIRLS 14-15 MIDGET 400m Run

	NAME	AGE	TEAM	TIME
1	ALISON LOOPER	ROY		1:04.25
2	JASMINE HOGE	STT		1:07.21
3	CATHERINE RAMBALLY	LCC		1:09.05
4	ROMY SHOAM	ROY		1:09.70
5	TONI DEL GROSSO	STT		1:12.12
6	JADA PAGE	LCC		1:12.17
7	LAUREN ROUBEN	VILA		1:15.13
8	KATHRIN LANGHANS	RHS		1:15.18
9	KATHRYN FILIATREULT	PCHS		1:16.25
10	LILAH CAPRERA	SHSM		1:17.75
11	SALKA GUDBRANDSDOTTIR	BHS		1:18.52
12	JOCELYN CANDARI	VILA		1:18.81
13	JESSICA SCOTT	KUP		1:19.57

[\[Top of Page\]](#) [\[Event List\]](#)

Event 19 MIDGET GIRLS 14-15 MIDGET 800m Run

	NAME	AGE	TEAM	TIME
1	ALISON LOOPER	ROY		2:39.05
2	JULIA DANIELE	STT		2:55.26
3	ELLA FODOR	ECS		2:57.20

4	CATHERINE RAMBALLY	LCC	2:58.02
5	ISABEL TELLERIA	WWJR	2:58.59
6	EVA GOBLOT	VILA	2:58.84
7	ALESSIA LUCIFERO	LBP	3:00.19
8	SALKA GUDBRANDSDOTTIR	BHS	3:00.47
9	ERIKA DELUCILLA	SHSM	3:08.07
10	SABRINA DESRUISSEAU	HSB	3:08.45
11	OLIVIA CERASUOLO	SHSM	3:08.88
12	JADA PAGE	LCC	3:11.99
13	BIANCA ARSEVER	PCHS	3:20.84
14	JESSIE SHAWN	ROY	3:21.57
15	VICTORIA DESLAURIERS	PCHS	3:56.58

[\[Top of Page\]](#) [\[Event List\]](#)

Event 20 MIDGET GIRLS 14-15 MIDGET 1500m Run

	NAME	AGE	TEAM	TIME
1	ALISON LOOPER	ROY		5:31.29
2	CHLOE DESJARDINS	ROY		5:55.83
3	ROMY SHOAM	ROY		5:59.76
4	JANE ROBECK	LCC		6:00.41
5	KATERINA CARAYANNIS	LCC		6:11.63
6	KATHERINE AIKMAN	VILA		6:12.82
7	HALEY YORSTON	STT		6:18.41
8	ISSY LOUGHEED	BHS		6:21.95
9	ISABEL TELLERIA	WWJR		6:22.50
10	PAIGE HARDER	WWJR		6:22.86
11	SOPHIE KOESTNER	SHSM		6:46.27
12	BIANCA ARSEVER	PCHS		7:35.70
13	VICTORIA DESLAURIERS	PCHS		8:43.90

[\[Top of Page\]](#) [\[Event List\]](#)

Event 21 MIDGET GIRLS 14-15 MIDGET 3000m Run

	NAME	AGE	TEAM	TIME
1	CHLOE DESJARDINS	ROY		12:48.69
2	JANE ROBECK	LCC		13:04.91
3	KATERINA CARAYANNIS	LCC		13:10.18
4	KATHRIN LANGHANS	RHS		13:41.13
5	HALEY YORSTON	STT		13:41.23
6	MIRIAM SOSSIN	ROY		13:59.73
7	ISABELLA LAMOSA	PCHS		15:18.29

8	MOZHU HOU	MMA	15:20.28
9	BIANCA ARSEVER	PCHS	15:57.58
10	TRACY ZOSIA	EMCS	16:00.12

[\[Top of Page\]](#) [\[Event List\]](#)

Event 22 MIDGET GIRLS 14-15 MIDGET 80m Hurdles

FINALS

	NAME	AGE	TEAM	TIME
1	KELSEY LAHACHE	ECS		14.22
2	BRYANNA REID	LCHS		14.95
3	CLARA CHEMTOV	ROY		15.01
4	ZENITH LEROUX	MACD		15.79
5	LILAH CAPRERA	SHSM		16.22
6	AMANDA FESTER	BHS		16.35

PRELIMS

1	KELSEY LAHACHE	ECS		14.21 Q
2	BRYANNA REID	LCHS		15.22 Q
3	CLARA CHEMTOV	ROY		15.28 Q
4	AMANDA FESTER	BHS		16.40 Q
5	ZENITH LEROUX	MACD		16.46 Q
6	LILAH CAPRERA	SHSM		16.47 Q
7	JULIA DUFOREST	ECS		16.49
8	MEIHIBA GANNON-WILLIS	TRAF		16.74
9	ELLA FODOR	ECS		16.86
10	ISABELLE OUIMET	ROY		16.87
11	SALKA GUDBRANDSDOTTIR	BHS		17.11
12	TIANA LACOBELLI	SHSM		17.41

[\[Top of Page\]](#) [\[Event List\]](#)

Event 23 MIDGET GIRLS 14-15 MIDGET 400m Hurdles

	NAME	AGE	TEAM	TIME
1	ZENITH LEROUX	MACD		1:20.74
2	GLORIA ANASTASOPOULOS	ROY		1:23.50
3	SALKA GUDBRANDSDOTTIR	BHS		1:26.25
4	LILAH CAPRERA	SHSM		1:30.82
5	TIANA LACOBELLI	SHSM		1:32.19
6	GABRIELLE CANAKIS-A	ROY		1:33.66
7	KELLY LYVER	ROY		1:42.68

[\[Top of Page\]](#) [\[Event List\]](#)

Event 24 MIDGET GIRLS 14-15 MIDGET 4x100m Relay

	NAME	TEAM	TIME
1	LASALLE COMMUNITY HS A	LCHS	57.06
2	MACDONALD HS A	MACD	58.90
3	ROYAL WEST ACADEMY A	ROY	59.17
4	LAVAL SENIOR ACADEMY A	LSA	59.84
5	ST THOMAS HS A	STT	59.85
6	SACRED HEART SCHOOL A	SHSM	1:00.62
7	VILLA MARIA HS A	VILA	1:03.60
8	MARYMOUNT ACADEMY A	MMA	1:07.24
9	PIERREFONDS COMP HS A	PCHS	1:15.12
	LOWER CANADA COLLEGE A	LCC	DNF

[\[Top of Page\]](#) [\[Event List\]](#)

Event 25 MIDGET GIRLS 14-15 MIDGET 4x400m Relay

	NAME	TEAM	TIME
1	LOWER CANADA COLLEGE A	LCC	4:50.06
2	ROYAL WEST ACADEMY A	ROY	4:50.66
3	SACRED HEART SCHOOL A	SHSM	5:28.98
4	PIERREFONDS COMP HS A	PCHS	5:59.26

[\[Top of Page\]](#) [\[Event List\]](#)

Event 26 MIDGET GIRLS 14-15 MIDGET High Jump

	NAME	AGE	TEAM	MARK
1	BRYANNA REID		LCHS	1.55m
2	KELSEY LAHACHE		ECS	1.40m
3	BIANCA GOULET		JFK	1.40m
4	SAMANTHA INKSTER		JRHS	1.35m
5	ANNALIES SMITH		ROY	1.35m
6	GLORIA ANASTASOPOULOS		ROY	1.25m
7	JAIMIE LEON		VILA	1.25m
	ISABELLE SCHOCH		SHSM	NM

[\[Top of Page\]](#) [\[Event List\]](#)

Event 27 MIDGET GIRLS 14-15 MIDGET Long Jump

	NAME	AGE	TEAM	MARK
1	DEONDRA GREEN		RIV	4.83m
2	WALKER MAKEESHA		BA	4.70m

3	BIANCA GOULET	JFK	4.23m
4	ANNALIES SMITH	ROY	4.02m
5	KATERINA CARAYANNIS	LCC	3.98m
6	SHAINIE GABAUD	EMCS	3.81m
7	KELSEY LAHACHE	ECS	3.79m
8	DAISY SMITH	SHSM	3.65m
9	ATTIYA WALKER-BRUCE	LCHS	3.65m
10	KATHRIN LANGHANS	RHS	3.60m
11	ISABELLE SCHOCH	SHSM	3.54m
12	KRISTINA TSIGOS	VILA	3.41m
13	KEANA WILLIAMS	LMAC	3.37m
14	TALIA ROSSI	BHS	2.67m

[\[Top of Page\]](#) [\[Event List\]](#)

Event 28 MIDGET GIRLS 14-15 MIDGET Triple Jump

	NAME	AGE	TEAM	MARK
1	ATTIYA WALKER-BRUCE	LCHS		9.72m
2	WALKER MAKEESHA	BA		9.41m
3	RENEE BELLERIVE	LCC		9.15m
4	ANNALIES SMITH	ROY		9.14m
5	KEANA WILLIAMS	LMAC		9.01m
6	DAISY SMITH	SHSM		8.84m
7	ISABELLE OUIMET	ROY		8.70m
8	SAMANTHA INKSTER	JRHS		8.58m
9	ISSY LOUGHEED	BHS		8.29m
10	ISABELLE SCHOCH	SHSM		8.00m
11	ANDREANNE DUSSAULT	LMAC		6.80m
12	AMANDA STEVENSON	SHSM		5.34m

[\[Top of Page\]](#) [\[Event List\]](#)

Event 29 MIDGET GIRLS 14-15 MIDGET Shot Put

	NAME	AGE	TEAM	MARK
1	BINIOSA EZUKUSE	WHS		9.91m
2	AMANDA FESTER	BHS		8.72m
3	ARIANA RASSI	WWJR		8.35m
4	JASMINE KIKI LIGHTFOOT	SHSM		8.29m
5	MEIHIBA GANNON-WILLIS	TRAF		8.11m
6	EMILIE ROSE BRESSI	LMAC		7.85m
7	JILLIAN LOTH	ROY		7.68m
8	MAGGIE COFFIN	MACD		7.24m

9	MAYA CHALKOUN	WIC	7.11m
10	ROMY SHOAM	ROY	6.67m
11	SASKIA VAN DER SLUYS	VILA	6.57m
12	VERONICA SCOTTO	PCHS	6.39m
13	AMANDA PEREGINE	LMAC	6.37m
14	MYA KUTI	PCHS	5.30m

[\[Top of Page\]](#) [\[Event List\]](#)

Event 30 MIDGET GIRLS 14-15 MIDGET Discus Throw

	NAME	AGE	TEAM	MARK
1	BINIOSA EZUKUSE	WHS		19.61m
2	EMILIE ROSE BRESSI	LMAC		18.37m
3	ROMY SHOAM	ROY		17.54m
4	MEIHIBA GANNON-WILLIS	TRAF		17.50m
5	GLORIA ANASTASOPOULOS	ROY		17.24m
6	MAGGIE COFFIN	MACD		17.21m
7	ARIANA RASSI	WWJR		17.07m
8	RACHEL HADEF	STG		16.65m
9	DAISY SMITH	SHSM		15.94m
10	VERONICA SCOTTO	PCHS		15.45m
11	CHERIE KIM	ECS		14.75m
12	JASMINE KIKI LIGHTFOOT	SHSM		14.45m
13	ISABELLA LAMOSA	PCHS		13.98m
14	SASKIA VAN DER SLUYS	VILA		13.55m
15	ERIKA DELUCILLA	SHSM		13.08m
16	NICOLE FRANKEL	TRAF		12.66m
17	KRISTEN LAW	VILA		12.54m

[\[Top of Page\]](#) [\[Event List\]](#)

Event 31 MIDGET GIRLS 14-15 MIDGET Javelin Throw

	NAME	AGE	TEAM	MARK
1	ARIANA RASSI	WWJR		21.95m
2	JASMINE KIKI LIGHTFOOT	SHSM		19.52m
3	BIANCA GOULET	JFK		18.66m
4	VICTORIA DESLAURIERS	PCHS		16.37m
5	BINIOSA EZUKUSE	WHS		16.37m
6	SAMANTHA INKSTER	JRHS		15.80m
7	ISABELLA LAMOSA	PCHS		15.58m
8	ROMY SHOAM	ROY		13.94m
9	GLORIA ANASTASOPOULOS	ROY		13.83m

10	AMANDA PEREGINE	LMAC	12.81m
11	MAGGIE COFFIN	MACD	12.00m
12	PAIGE HARDER	WWJR	11.15m
13	TALIA ROSSI	BHS	10.48m
14	KRISTEN LAW	VILA	10.03m
15	MEIRA DINER	TRAF	9.78m
16	MYA KUTI	PCHS	9.52m
17	DAISY SMITH	SHSM	7.44m

[\[Top of Page\]](#) [\[Event List\]](#)

Event 32 JUVENILE GIRLS 16-18 JUVENILE 100m Dash

FINALS

	NAME	AGE	TEAM	TIME
1	SHILLO BRATHWAITE		STUDY	13.45
2	LAURENCE TROQUET		LCC	13.72
3	SHANIQUA CORBETT		BA	13.78
4	ALLYSSA BRETON-PIETTE		HSB	14.19
5	Hyla MOSHER		KUP	14.22
6	LILLY GROSZMAN		ECS	14.53
7	KAMRYN MARTINEZ-HAWA		VILA	14.61
8	MIA GATTI		MMA	15.14

PRELIMS

1	SHILLO BRATHWAITE		STUDY	14.10 Q
2	SHANIQUA CORBETT		BA	14.34 Q
3	LAURENCE TROQUET		LCC	14.50 Q
4	ALLYSSA BRETON-PIETTE		HSB	14.62 Q
5	Hyla MOSHER		KUP	14.90 Q
6	LILLY GROSZMAN		ECS	15.02 Q
7	MIA GATTI		MMA	15.23 Q
8	KAMRYN MARTINEZ-HAWA		VILA	15.39 Q
9	OLIVIA DIDOMENICO		ROY	15.66
10	GRACE THOMPSON		LBP	15.70
11	AMANDA BERGER		RHS	15.84
12	ISABELLA VAN DYSTADY- AGUI		SHSM	15.85
13	ASIA MASON		LCHS	15.92
14	SAMANTHA TRITTON		LSA	16.31
15	KIANA REID		PCHS	16.37
16	KELSEY BEAUCHAMP		PCHS	16.57

Event 33 JUVENILE GIRLS 16-18 JUVENILE 200m Run

FINALS

	NAME	AGE	TEAM	TIME
1	LAURENCE TROQUET	LCC		28.07
2	ALEXANDRA BOND	ECS		28.77
3	SWENYA KOCH	LAUR		28.88
4	Hyla MOSHER	KUP		29.25
5	CHARLOTTE DUNSMORE	HSB		29.74
6	MOUSSANIE ELU-OSSEBI	HSB		30.54

PRELIMS

1	LAURENCE TROQUET	LCC		27.66 Q
2	SWENYA KOCH	LAUR		28.93 Q
3	ALEXANDRA BOND	ECS		28.99 Q
4	Hyla MOSHER	KUP		29.34 Q
5	CHARLOTTE DUNSMORE	HSB		29.95 Q
6	MOUSSANIE ELU-OSSEBI	HSB		30.24 Q
7	KAMRYN MARTINEZ-HAWA	VILA		30.39
8	SOFIA LYTVYN-MALE	ROY		31.55
9	TIARA TODARO	LSA		31.69
10	AMANDA BERGER	RHS		31.77
11	OLIVIA DIDOMENICO	ROY		31.81
12	KAYLA DI RE	VMC		32.19
13	ASIA MASON	LCHS		33.73
14	SAMANTHA TRITTON	LSA		33.80
15	TANAYA SMITH	PCHS		35.29

Event 34 JUVENILE GIRLS 16-18 JUVENILE 400m Run

	NAME	AGE	TEAM	TIME
1	LAURENCE TROQUET	LCC		1:03.55
2	SWENYA KOCH	LAUR		1:05.38
3	ALEXANDRA BRISEBOIS	STUDY		1:07.76
4	MOUSSANIE ELU-OSSEBI	HSB		1:09.52
5	KIANA REID	PCHS		1:10.81
6	ELLA TETRAULT	ECS		1:13.92
7	JESSICA BURDICK	LSA		1:14.14

8	EMMA STARR	STT	1:14.70
9	CHARLOTTE DUNSMORE	HSB	1:16.40
10	NATASHA ELEMENT	PCHS	1:35.64

[\[Top of Page\]](#) [\[Event List\]](#)

Event 35 JUVENILE GIRLS 16-18 JUVENILE 800m Run

	NAME	AGE	TEAM	TIME
1	SARAH FRANCES	SHSM		2:49.52
2	SARA HUGHES	VILA		2:51.30
3	ELLA TETRAULT	ECS		2:53.96
4	ISABELLA LUEVANO	VILA		2:55.88
5	KIANA REID	PCHS		2:56.77
6	AUDREY BAILLAIRGE	ROY		3:00.21
7	JACYNTHE LALONDE	PCHS		3:00.23
8	SOFIA LYTVYN-MALE	ROY		3:05.49
9	VICTORIA KING	HSB		3:09.56
10	DOMINIQUE SARA LAVESQUE	SHSM		3:11.30
11	MAYA OSTIGUY HOPP	SHSM		3:34.52

[\[Top of Page\]](#) [\[Event List\]](#)

Event 36 JUVENILE GIRLS 16-18 JUVENILE 1500m Run

	NAME	AGE	TEAM	TIME
1	EMMA DIBROCA	STUDY		5:39.66
2	SARAH FRANCES	SHSM		5:52.70
3	SARA HUGHES	VILA		5:58.63
4	CAITLYN MALCOLM POTTLE	HSB		6:05.51
5	ISABELLA LUEVANO	VILA		6:08.91
6	JACYNTHE LALONDE	PCHS		6:11.54
7	SOPHIA MICHAKIS	SHSM		6:13.24
8	ELLA TETRAULT	ECS		6:13.72
9	ALISSA VACCARO	LMAC		6:21.01
10	ASHLEY DONOVAN	LBP		6:22.88
11	LAUREN JANUSAUSKAS	VILA		6:33.08
12	AUDREY BAILLAIRGE	ROY		6:41.70
13	MEGHAN DESMOND	WHS		7:22.47

[\[Top of Page\]](#) [\[Event List\]](#)

Event 37 JUVENILE GIRLS 16-18 JUVENILE 3000m Run

	NAME	AGE	TEAM	TIME
1	SARA HUGHES	VILA		12:54.81

2	JACYNTHE LALONDE	PCHS	13:03.34
3	ALISSA VACCARO	LMAC	13:09.76
4	CAITLYN MALCOLM POTTLE	HSB	13:16.97
5	SOPHIA MICHAKIS	SHSM	13:23.61
6	ISABELLA LUEVANO	VILA	13:41.19
7	ASHLEY DONOVAN	LBP	14:12.21
8	CHLOE MALIKOTSIS	STUDY	14:48.49
9	DOMINIQUE SARA LAVESQUE	SHSM	14:53.30
10	MEGHAN DESMOND	WHS	15:51.67

[\[Top of Page\]](#) [\[Event List\]](#)

Event 38 JUVENILE GIRLS 16-18 JUVENILE 100m Hurdles

FINALS

	NAME	AGE	TEAM	TIME
1	SHILLO BRATHWAITE		STUDY	17.08
2	HYLA MOSHER		KUP	18.71
3	LILLY GROSZMAN		ECS	19.74
4	EMMA STARR		STT	19.75
5	SKYLAR SHATILLA		ECS	20.34
6	SELENA MARTINEAU		KUP	21.48

PRELIMS

1	SHILLO BRATHWAITE		STUDY	18.46 Q
2	LILLY GROSZMAN		ECS	19.56 Q
3	EMMA STARR		STT	19.67 Q
4	HYLA MOSHER		KUP	19.96 Q
5	SKYLAR SHATILLA		ECS	20.52 Q
6	SELENA MARTINEAU		KUP	21.18 Q
7	GIULIA MARROCCO		LSA	21.34
8	MAIRA MALHI		PCHS	21.56
9	JACYNTHE SALOIS		RIV	22.13
10	KELSEY BEAUCHAMP		PCHS	22.40
11	ISABELLA VAN DYSTADY- AGUI		SHSM	23.56
12	MADISON TESSLER		ECS	23.91

[\[Top of Page\]](#) [\[Event List\]](#)

Event 39 JUVENILE GIRLS 16-18 JUVENILE 400m Hurdles

	NAME	AGE	TEAM	TIME
1	EMMA STARR		STT	1:19.39

2	HYLA MOSHER	KUP	1:19.49
3	ALEXANDRA BRISEBOIS	STUDY	1:21.43
4	VICTORIA KING	HSB	1:23.65
5	SARAH FRANCES	SHSM	1:23.99
6	LILLY GROSZMAN	ECS	1:27.27
7	SELENA MARTINEAU	KUP	1:29.17
8	SAMANTHA TRITTON	LSA	1:32.44
9	KELSEY BEAUCHAMP	PCHS	1:38.00
10	MAIRA MALHI	PCHS	1:42.01

[\[Top of Page\]](#) [\[Event List\]](#)

Event 40 JUVENILE GIRLS 16-18 JUVENILE 4x100m Relay

	NAME	TEAM	TIME
1	HOWARD S BILLINGS HS A	HSB	57.88
2	THE STUDY A	STUDY	58.29
3	LAVAL SENIOR ACADEMY A	LSA	58.91
4	ROYAL WEST ACADEMY A	ROY	59.77
5	VILLA MARIA HS A	VILA	1:01.24
6	SACRED HEART SCHOOL A	SHSM	1:02.24

[\[Top of Page\]](#) [\[Event List\]](#)

Event 41 JUVENILE GIRLS 16-18 JUVENILE 4x400m Relay

	NAME	TEAM	TIME
1	HOWARD S BILLINGS HS A	HSB	5:03.28
2	THE STUDY A	STUDY	5:15.38
3	SACRED HEART SCHOOL A	SHSM	5:30.25

[\[Top of Page\]](#) [\[Event List\]](#)

Event 42 JUVENILE GIRLS 16-18 JUVENILE High Jump

	NAME	AGE	TEAM	MARK
1	CHARLOTTE DUNSMORE		HSB	1.43m
2	MOUSSANIE ELU-OSSEBI		HSB	1.40m
3	SWENYA KOCH		LAUR	1.30m
4	LEAH ELEMENT		HSB	1.30m
5	AMANDA BERGER		RHS	1.20m
	ELENORA MARSILLIO		VMC	NM

[\[Top of Page\]](#) [\[Event List\]](#)

Event 43 JUVENILE GIRLS 16-18 JUVENILE Long Jump

NAME	AGE	TEAM	MARK
------	-----	------	------

1	HYLA MOSHER	KUP	4.42m
2	CHARLOTTE DUNSMORE	HSB	4.16m
3	GEMMA HORNSTEIN	VILA	4.13m
4	LAURENCE TROQUET	LCC	4.10m
5	MIA GATTI	MMA	3.75m
6	MOUSSANIE ELU-OSSEBI	HSB	3.68m
7	ALEXANDRA GELASTOPOULOS	ROY	3.62m
8	ASIA MASON	LCHS	3.60m
9	ALEXANDRA HILLS	SHSM	3.33m
10	SHERIDAN DESBRAIS	HSB	3.28m
11	MAIRA MALHI	PCHS	3.19m
12	MEGHAN DUROCHER	RVAL	3.15m
13	ISABELLA VAN DYSTADY- AGUI	SHSM	3.09m
14	NATASHA ELEMENT	PCHS	2.40m

[\[Top of Page\]](#) [\[Event List\]](#)

Event 44 JUVENILE GIRLS 16-18 JUVENILE Triple Jump

	NAME	AGE	TEAM	MARK
1	CHARLOTTE DUNSMORE	HSB		9.51m
2	GEMMA HORNSTEIN	VILA		8.66m
3	ELLA TETRAULT	ECS		8.61m
4	ALEXANDRA HILLS	SHSM		8.53m
5	SELENA MARTINEAU	KUP		8.00m
6	LEAH ELEMENT	HSB		7.88m
7	KIANA REID	PCHS		7.65m
8	ASIA MASON	LCHS		7.61m
9	EMILY SAKAITIS	SHSM		7.29m
10	AMANDA SANDERSON	PCHS		7.25m
11	JACYNTHE SALOIS	RIV		6.80m

[\[Top of Page\]](#) [\[Event List\]](#)

Event 45 JUVENILE GIRLS 16-18 JUVENILE Shot Put

	NAME	AGE	TEAM	MARK
1	GERALDINE MALIVERT	LBP		9.08m
2	ZAKIYA PHILIP HORSEFORD	BA		9.04m
3	TANAYA SMITH	PCHS		8.38m
4	KAYLA BUCKINGHAM	RHS		7.45m
5	SABRINA DIABO	TRAF		7.34m

6	ALEXANDRA GELASTOPOULOS	ROY	7.25m
7	AMANDA SANDERSON	PCHS	7.07m
8	YASSMINE HAJ HMIDA	RIV	6.60m
9	ALISSA VACCARO	LMAC	6.49m
10	EMILY SAKAITIS	SHSM	6.47m
11	ALEXANDRA HILLS	SHSM	6.33m
12	NICOLE ALEXAKIS	LSA	6.27m
13	KELSEY MAZZOCCA	LSA	6.26m
14	RAVEN HORN	HSB	6.24m
15	ALESSANDRA VENAFRO	LSA	5.91m
16	JANE WAN	ROY	5.70m
17	INDERGRIT POVAR	LCHS	5.63m

[\[Top of Page\]](#) [\[Event List\]](#)

Event 46 JUVENILE GIRLS 16-18 JUVENILE Discus Throw

	NAME	AGE	TEAM	MARK
1	ZAKIYA PHILIP HORSEFORD	BA		22.22m
2	KAYLA BUCKINGHAM	RHS		20.32m
3	GERALDINE MALIVERT	LBP		19.67m
4	TANAYA SMITH	PCHS		19.03m
5	INDIA-LYNN UPSHAW- RUFFNER	HSB		18.76m
6	RAVEN HORN	HSB		17.87m
7	ALEXANDRA GELASTOPOULOS	ROY		17.75m
8	DOMINIQUE SARA LAVESQUE	SHSM		17.45m
9	YASSMINE HAJ HMIDA	RIV		16.47m
10	AMANDA SANDERSON	PCHS		16.34m
11	KELSEY BEAUCHAMP	PCHS		14.18m
12	SABRINA DIABO	TRAF		14.08m
13	EVANTHIA PRIMBAS	SHSM		14.08m
14	INDERGRIT POVAR	LCHS		12.27m

[\[Top of Page\]](#) [\[Event List\]](#)

Event 47 JUVENILE GIRLS 16-18 JUVENILE Javelin Throw

	NAME	AGE	TEAM	MARK
1	ALEXANDRA GELASTOPOULOS	ROY		21.00m
2	ZAKIYA PHILIP HORSEFORD	BA		19.30m
3	TANAYA SMITH	PCHS		18.95m

4	AUDREY BAILLAIRGE	ROY	18.65m
5	KELSEY BEAUCHAMP	PCHS	18.10m
6	VIKTORIA HAMELIN	RHS	17.72m
7	GERALDINE MALIVERT	LBP	17.70m
8	JANE WAN	ROY	13.50m
9	SABRINA DIABO	TRAF	13.45m
10	INDERGRIT POVAR	LCHS	12.12m
11	ALEXANDRA HILLS	SHSM	11.87m
12	INDIA-LYNN UPSHAW- RUFFNER	HSB	11.45m
13	MEGHAN DUROCHER	RVAL	11.05m
	CARMEN FRASER	HSB	NM
	SARAH FRANCES	SHSM	NM

[\[Top of Page\]](#) [\[Event List\]](#)

GMAA Rugby 7's Girls Tournament

Friday, May 5th, 2017 at Concordia University (Sherbrooke St. West)

FIELD SCHEDULE

#1 - Sherbrooke

#2 Maisonneuve

TIME	#	Section	Away	Score	Home	Score	Field
8:30 AM	1	MID B	ECS	29	HSBHS	0	#1
8:50 AM	2	MID A	JRHS	0	WWHS A	34	#1
9:00 AM	3	JUV A	ECS	30	HSBHS A	5	#2
9:10 AM	4	JUV B	BA	0	WWHS	47	#1
9:20 AM	5	MID A	CVR	10	STAN	15	#2
9:30 AM	6	MID B	ESSJ	31	WWHS B	0	#1
9:40 AM	7	JUV A	CVR	30	ESGF	0	#2
9:50 AM	8	JUV B	HSBHS B	0	STAN	45	#1
10:00 AM	9	MID A	STAN	20	JRHS	0	#2
10:10 AM	10	MID B	HSBHS	10	WWHS B	15	#1
10:20 AM	11	JUV A	ECS	15	CVR	0	#2
10:30 AM	12	JUV B	WWHS	22	HSBHS B	0	#1
10:40 AM	13	MID A	WWHS A	30	CVR	0	#2
11:00 AM	14	MID B	ESSJ	0	ECS	20	#1
11:20 AM	15	JUV A	ESGF	10	HSBHS A	40	#1
11:40 AM	16	JUV B	STAN	36	BA	0	#1
12:00 PM	17	MID A	CVR	20	JRHS	15	#1
12:20 PM	18	MID B	HSBHS	10	ESSJ	17	#1
12:40 PM	19	JUV A	ESGF	0	ECS	27	#1
1:00 PM	20	JUV B	STAN	29	WWHS	0	#1
1:30 PM	21	MID A	WWHS A	26	STAN	0	#1
1:50 PM	22	MID B	WWHS B	0	ECS	34	#1
2:10 PM	23	JUV A	HSBHS A	12	CVR	10	#1
2:30 PM	24	JUV B	HSBHS B	15	BA	0	#1
2:50 PM	25	MID Semi	2B - ESSJ	0	1A - WWHS A	35	#1
3:10 PM	26	MID Semi	2A - STAN	0	1B - ECS	19	#1
3:30 PM	27	JUV Semi	2B - WWHS	0	1A - ECS	27	#1
4:00 PM	28	JUV Semi	2A - HSBHS A	17	1B - STAN	10	#1
4:30 PM	29	MID Final	W25 - WWHS A	10	W26 - ECS	5	#1
5:00 PM	30	JUV Final	W27 - ECS	17	W28 - HSBHS	5	#1

2017 Girls Outdoor T&F Championship Meet

Monday, May 15th, 2017

St Laurent

05/15/2017 - 05/15/2017

Meet Scores

FEMALE TEAM Age Group 11 - 13		
1	ST THOMAS HS STT	47.000
2	THE STUDY STUDY	44.000
3	JOHN RENNIE HS JRHS	42.000
4	ROYAL WEST ACADEMY ROY	38.000
5	SACRED HEART SCHOOL SHSM	37.000
6	ECS ECS	36.000
7	HOWARD S BILLINGS HS HSB	22.000
8	WESTWOOD HS JR WWJR	18.000
9	LAVAL SENIOR ACADEMY LSA	13.000
10	LOWER CANADA COLLEGE LCC	12.000
11	WESTMOUNT HS WHS	7.000
12	WEST ISLAND COLLEGE WIC	3.000
12	VILLA MARIA HS VILA	3.000
12	JOHN F KENNEDY HS JFK	3.000
12	PIERREFONDS COMP HS PCHS	3.000
16	LAKESIDE ACADEMY LA	2.000
FEMALE TEAM Age Group 14 - 15		
1	ROYAL WEST ACADEMY ROY	79.000
2	LOWER CANADA COLLEGE LCC	35.000
3	LASALLE COMMUNITY HS LCHS	26.000
4	SACRED HEART SCHOOL SHSM	21.000
4	RIVERDALE HS RIV	21.000
6	WESTWOOD HS JR WWJR	19.000
7	ST THOMAS HS STT	18.000
8	ECS ECS	16.000
8	MACDONALD HS MACD	16.000
8	WESTMOUNT HS WHS	16.000
11	BEURLING ACADEMY BA	14.000
12	JOHN F KENNEDY HS JFK	12.000
13	BEACONSFIELD HS BHS	10.000
13	LAURENHILL ACADEMY LAUR	10.000
15	LAURIER MACDONALD LMAC	8.000

	HS		
16	PIERREFONDS COMP HS	PCHS	6.000
17	TRAFALGAR	TRAF	5.000
18	VILLA MARIA HS	VILA	4.000
18	ROSEMOUNT HS	RHS	4.000
18	JOHN RENNIE HS	JRHS	4.000
21	LAVAL SENIOR ACADEMY	LSA	3.000
22	EMMANUEL CHRISTIAN	EMCS	1.000
FEMALE TEAM Age Group 16 - 18			
1	HOWARD S BILLINGS HS	HSB	64.000
2	THE STUDY	STUDY	39.000
3	VILLA MARIA HS	VILA	33.000
4	KUPER ACADEMY	KUP	25.000
5	SACRED HEART SCHOOL	SHSM	24.000
6	PIERREFONDS COMP HS	PCHS	23.000
7	LOWER CANADA COLLEGE	LCC	22.000
7	ECS	ECS	22.000
9	BEURLING ACADEMY	BA	21.000
10	ROYAL WEST ACADEMY	ROY	15.000
11	LAURENHILL ACADEMY	LAUR	13.000
12	LESTER B PEARSON HS	LBP	11.000
12	ROSEMOUNT HS	RHS	11.000
14	ST THOMAS HS	STT	10.000
15	LAVAL SENIOR ACADEMY	LSA	4.000
15	LAURIER MACDONALD HS	LMAC	4.000
17	TRAFALGAR	TRAF	2.000
17	MARYMOUNT ACADEMY	MMA	2.000
FEMALE INDIVIDUAL Age Group 11 - 13			
1	STARR, MADELINE	ST THOMAS HS	28.000
2	ROBINSON, VICTORIA	THE STUDY	15.000
3	TETRAULT, MIA	ECS	13.000
3	SASTRON-NAVARRETE, AMAYA	SACRED HEART SCHOOL	13.000
5	ROBERTSON, MAGGIE	ST THOMAS HS	12.000
6	CAMPBELL, SYDNEY	JOHN RENNIE HS	11.000
7	JEAN-MARTE, CARMELITE	HOWARD S BILLINGS HS	10.000
7	BRUNELLE, KIMBERLY	WESTWOOD HS JR	10.000
9	BALDRY, CASSANDRA	SACRED HEART SCHOOL	8.000
10	GRACH, SONIA	ECS	7.000
10	MCCARTHY, CARRIE-	ROYAL WEST	7.000

	ANN	ACADEMY	
	10 RHODES, EMMA	ROYAL WEST ACADEMY	7.000
	10 BRITAL, CALINA	JOHN RENNIE HS	7.000
	10 STANOJLOVIC, KAITLYN	JOHN RENNIE HS	7.000
	10 MASHAAL, SOPHIA	LOWER CANADA COLLEGE	7.000
	10 JACOB, SONIA	THE STUDY	7.000
	10 WAIND, SYDNEY	JOHN RENNIE HS	7.000
	10 BATES, CAILEIGH	ROYAL WEST ACADEMY	7.000
19	MINTO RATTRAY, TALAYAH	THE STUDY	6.000
20	DIAS, NAOMI	WESTWOOD HS JR	5.000
20	CLOETTA, BRIDGET	THE STUDY	5.000
20	HASON, TESSA	THE STUDY	5.000
20	HYLAND, JESSICA	LOWER CANADA COLLEGE	5.000
24	KLEIN, SARAH	ROYAL WEST ACADEMY	4.000
24	GERALDO, CHRISTINE	ECS	4.000
24	HASON, VICTORIA	THE STUDY	4.000
24	FOLTON-KENNEDY, SARAH	ST THOMAS HS	4.000
24	VANROOST, CIERRA	WESTMOUNT HS	4.000
24	SEARS, CAMERON	HOWARD S BILLINGS HS	4.000
30	DIEU-JUSTE, KELLY- ANNE	JOHN F KENNEDY HS	3.000
30	MAROUN, TIFFANY	ECS	3.000
30	HOGUE, CLARA	VILLA MARIA HS	3.000
30	DZIEWIRZ, CARLY-ANNE	HOWARD S BILLINGS HS	3.000
30	SHIMOTAKAHARA, MAGALI	ROYAL WEST ACADEMY	3.000
30	BARSALOU, STELLA	PIERREFONDS COMP HS	3.000
30	VAN DE GRIEND, TIANNA	WEST ISLAND COLLEGE	3.000
30	HENIN-LEVINE, SOPHIE	ROYAL WEST ACADEMY	3.000
30	LAUZON, DEIDRA	WESTWOOD HS JR	3.000
39	DIECHMANN, NATASHA	ECS	2.000
39	ADAMAKAKIS, DARIA	ECS	2.000
39	SCALIA, SOFIA	SACRED HEART SCHOOL	2.000
39	TAYLOR, MIRRAH	LAKESIDE ACADEMY	2.000

39	VOLPATO, FRANCESCA	SACRED HEART SCHOOL	2.000
39	APOSTOLATOS, ELENA	SACRED HEART SCHOOL	2.000
39	VANROOST, TALYA	WESTMOUNT HS	2.000
39	ANTONACCI, GEORGIANA	LAVAL SENIOR ACADEMY	2.000
39	SOUVLOS, VANESSA	LAVAL SENIOR ACADEMY	2.000
48	D'SOUZA, MADISON	SACRED HEART SCHOOL	1.000
48	BAILLARGE, LACEY	ROYAL WEST ACADEMY	1.000
48	TOTEDA, SOPHIA	LAVAL SENIOR ACADEMY	1.000
48	GALE, LAUREN	SACRED HEART SCHOOL	1.000
48	SALVATI, KAYLA	ECS	1.000
48	SHAW, ZOE	WESTMOUNT HS	1.000
48	DESIRE, DENYSHA	LAVAL SENIOR ACADEMY	1.000
48	RITCHIE, ABIGAIL	THE STUDY	1.000
FEMALE INDIVIDUAL Age Group 14 - 15			
1	LOOPER, ALISON	ROYAL WEST ACADEMY	25.000
2	GREEN, DEONDRA	RIVERDALE HS	21.000
3	EZUKUSE, BINIOSA	WESTMOUNT HS	16.000
4	MAKEESHA, WALKER	BEURLING ACADEMY	14.000
5	REID, BRYANNA	LASALLE COMMUNITY HS	12.000
5	DESJARDINS, CHLOE	ROYAL WEST ACADEMY	12.000
5	GOULET, BIANCA	JOHN F KENNEDY HS	12.000
5	LAHACHE, KELSEY	ECS	12.000
9	RASSI, ARIANA	WESTWOOD HS JR	11.000
9	SHOAM, ROMY	ROYAL WEST ACADEMY	11.000
11	LEROUX, ZENITH	MACDONALD HS	10.000
11	MCNEAL- CRUICKSHANK, N'YAH	LAURENHILL ACADEMY	10.000
13	ANASTASOPOULOS, GLORIA	ROYAL WEST ACADEMY	8.000
13	LIGHTFOOT, JASMINE KIKI	SACRED HEART SCHOOL	8.000
13	CARAYANNIS, KATERINA	LOWER CANADA COLLEGE	8.000
		ROYAL WEST	

13 SMITH, ANNALIES	ACADEMY	8.000
13 ROBECK, JANE	LOWER CANADA COLLEGE	8.000
18 WALKER-BRUCE, ATTIYA	LASALLE COMMUNITY HS	7.000
18 RAMBALLY, CATHERINE	LOWER CANADA COLLEGE	7.000
20 FESTER, AMANDA	BEACONSFIELD HS	6.000
20 BRESSI, EMILIE ROSE	LAURIER MACDONALD HS	6.000
20 MIJNSBERGEN, LAYLA	WESTWOOD HS JR	6.000
23 CAPRERA, LILAH	SACRED HEART SCHOOL	5.000
23 HOGE, JASMINE	ST THOMAS HS	5.000
23 GANNON-WILLIS, MEIHIBA	TRAFALGAR	5.000
23 DANIELE, JULIA	ST THOMAS HS	5.000
27 INKSTER, SAMANTHA	JOHN RENNIE HS	4.000
27 GUDBRANDSDOTTIR, SALKA	BEACONSFIELD HS	4.000
27 BELLERIVE, RENEE	LOWER CANADA COLLEGE	4.000
27 CHEMTOV, CLARA	ROYAL WEST ACADEMY	4.000
27 FODOR, ELLA	ECS	4.000
27 DEL GROSSO, TONI	ST THOMAS HS	4.000
33 DESLAURIERS, VICTORIA	PIERREFONDS COMP HS	3.000
33 LANGHANS, KATHRIN	ROSEMOUNT HS	3.000
35 YORSTON, HALEY	ST THOMAS HS	2.000
35 LACOBELLI, TIANA	SACRED HEART SCHOOL	2.000
35 TELLERIA, ISABEL	WESTWOOD HS JR	2.000
35 TSIGOS, KRISTINA	VILLA MARIA HS	2.000
35 WILLIAMS, KEANA	LAURIER MACDONALD HS	2.000
40 GABAUD, SHAINIE	EMMANUEL CHRISTIAN	1.000
40 COFFIN, MAGGIE	MACDONALD HS	1.000
40 OTASOWIE, EL-HANAH	ROSEMOUNT HS	1.000
40 SMITH, DAISY	SACRED HEART SCHOOL	1.000
40 GOBLOT, EVA	VILLA MARIA HS	1.000
40 CANAKIS-A, GABRIELLE	ROYAL WEST ACADEMY	1.000
40 AIKMAN, KATHERINE	VILLA MARIA HS	1.000
40 SOSSIN, MIRIAM	ROYAL WEST ACADEMY	1.000

40 PAGE, JADA	LOWER CANADA COLLEGE	1.000
FEMALE INDIVIDUAL Age Group 16 - 18		
1 MOSHER, HYLA	KUPER ACADEMY	22.000
1 TROQUET, LAURENCE	LOWER CANADA COLLEGE	22.000
3 DUNSMORE, CHARLOTTE	HOWARD S BILLINGS HS	21.000
4 PHILIP HORSEFORD, ZAKIYA	BEURLING ACADEMY	17.000
5 HUGHES, SARA	VILLA MARIA HS	16.000
6 BRATHWAITE, SHILLO	THE STUDY	14.000
6 FRANCES, SARAH	SACRED HEART SCHOOL	14.000
8 KOCH, SWENYA	LAURENHILL ACADEMY	13.000
9 MALIVERT, GERALDINE	LESTER B PEARSON HS	11.000
9 SMITH, TANAYA	PIERREFONDS COMP HS	11.000
11 ELU-OSSEBI, MOUSSANIE	HOWARD S BILLINGS HS	10.000
11 STARR, EMMA	ST THOMAS HS	10.000
13 HORNSTEIN, GEMMA	VILLA MARIA HS	9.000
13 TETRAULT, ELLA	ECS	9.000
15 GELASTOPOULOS, ALEXANDRA	ROYAL WEST ACADEMY	8.000
15 BUCKINGHAM, KAYLA	ROSEMOUNT HS	8.000
15 BRISEBOIS, ALEXANDRA	THE STUDY	8.000
18 DIBROCA, EMMA	THE STUDY	7.000
19 LALONDE, JACYNTHE	PIERREFONDS COMP HS	6.000
19 MALCOLM POTTLE, CAITLYN	HOWARD S BILLINGS HS	6.000
19 GROSZMAN, LILLY	ECS	6.000
19 LUEVANO, ISABELLA	VILLA MARIA HS	6.000
23 BOND, ALEXANDRA	ECS	5.000
24 CORBETT, SHANIQUA	BEURLING ACADEMY	4.000
24 REID, KIANA	PIERREFONDS COMP HS	4.000
24 ELEMENT, LEAH	HOWARD S BILLINGS HS	4.000
24 BAILLAIRGE, AUDREY	ROYAL WEST ACADEMY	4.000
24 VACCARO, ALISSA	LAURIER MACDONALD HS	4.000
29 KING, VICTORIA	HOWARD S BILLINGS HS	3.000

29 HILLS, ALEXANDRA	SACRED HEART SCHOOL	3.000
29 MARTINEAU, SELENA	KUPER ACADEMY	3.000
29 BRETON-PIETTE, ALLYSSA	HOWARD S BILLINGS HS	3.000
33 BERGER, AMANDA	ROSEMOUNT HS	2.000
33 SHATILLA, SKYLAR	ECS	2.000
33 DIABO, SABRINA	TRAFALGAR	2.000
33 MICHAKIS, SOPHIA	SACRED HEART SCHOOL	2.000
33 UPSHAW-RUFFNER, INDIA-LYNN	HOWARD S BILLINGS HS	2.000
33 BEAUCHAMP, KELSEY	PIERREFONDS COMP HS	2.000
33 GATTI, MIA	MARYMOUNT ACADEMY	2.000
40 HAMELIN, VIKTORIA	ROSEMOUNT HS	1.000
40 HORN, RAVEN	HOWARD S BILLINGS HS	1.000

Touch Football Playoffs 2017

01/06/2017 8:53

Juvenile Girls Division 1

Top 4 make playoffs

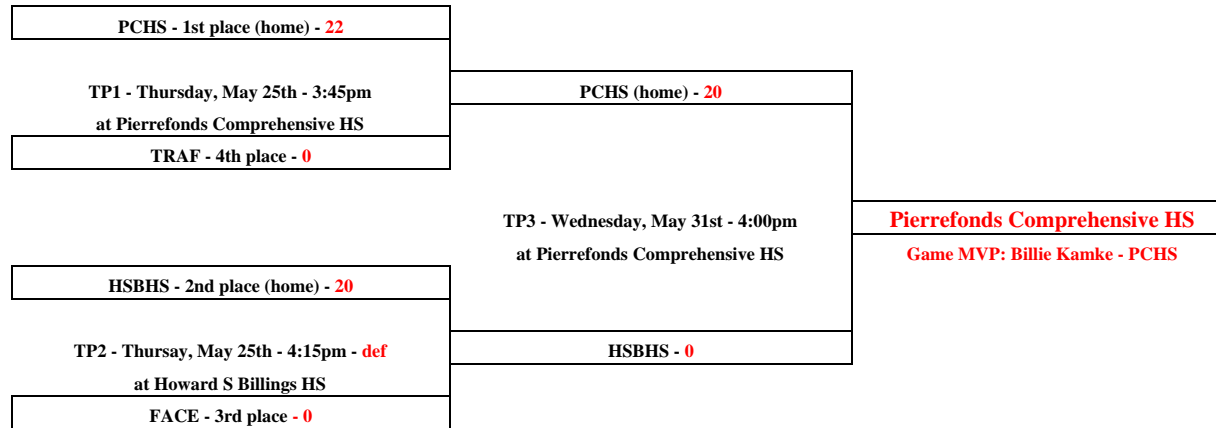
Semi Final

Final

Champions

**ECS cannot play on May 26, 30 or June 1st

**STUDY cannot play on May 25th



GMAA Girls Touch Football Standings 2017

5/24/17 9:12 AM

	School	Games	Win	Loss	Tie	Points
Juvenil						
7	Pierrefonds Comprehensive High School	7	7	0	0	14
	Howard S Billings High School	7	6	1	0	12
	Face High School	7	4	3	0	8
	Trafalgar School	7	4	3	0	8
	Beurling Academy	7	3	4	0	6
	The Study	7	2	5	0	4
	ECS	7	1	6	0	2
	Rosemount High School	7	1	6	0	2

28

HALO 2017 High School Results

RACE HS 1- Bantam Girls 2KM

<u>Place</u>	<u>Name</u>	<u>School</u>	<u>Time</u>
1	MIA TETRAULT	ECS	7.38
2	JENA PRICE	ROYAL WEST	7.53
3	EMMA RUSCITTO	VINCENT MASSEY	7.58
4	DARIA ADAMKAKIS	ECS	7.59
5	TIANNA VAN DER GRIEND	WIC	8.14
6	ERIKA TALASO	VILLA MARIA	8.24
7	CAROLINE MORAIS	ROYAL WEST	8.28
8	ERICA SIMEONE	WIC	8.29
9	JOSEPHINE GREENHILL	ECS	8.40
10	TALIA LABUTE	ECS	8.45
11	EMMA MCHUGH	WIC	8.48
12	ASHLEY ROSENBLOOM	ECS	8.56
13	SHIRLEY BARNEA	ST. GEORGES	9.02
14	NATASHA DIECHMAN	ECS	9.05
15	ALEXA GOLDBERG	ECS	9.10
16	ANNA SHAKHGILDIAN	WIC	9.14
17	KIRA MCGOWN	WIC	9.15
18	LEAH	TRAF	9.19
19	ADELKA FELCAREK-HOPE	ROYAL WEST	9.22
20	SOPHIA CLITON-H.	ROYAL WEST	9.23
21	ALANA ROSE ANGELI	VINCENT MASSEY	9.23.88
22	SANDRA SCHARING RIENDEAU	ROSEMOUNT	9.37
23	SARA MARCANTONIS	VILLA MARIA	9.45
24	ALEXIA DISCENZA	VILLA MARIA	9.46
25	OLIVIA WILKINSON	ECS	9.49
26	JILLIAN	TRAF	9.50.01
27	ARIELLA	TRAF	9.50.71
28	KENDALL	TRAF	9.51
29	ERIKA JOHNSON	ST. GEORGES	9.55
30	NICOLE KORAN	WIC	9.56
31	NUR YARANERI	WIC	9.57
32	SARAH SCOTT	WIC	10.13.37
33	JULIA GIROU	ECS	10.13.68
34	SOFIA TAYMURI	VILLA MARIA	10.14
35	GABRIELLA HIMAL	WIC	10.15
36	EMILY MASLOWSKI	WIC	10.15.88
37	NICA CALANDRIELLO	ECS	10.16

38	AMELIE BOUCHER	ST. GEORGES	10.18
39	ABIGAIL KOCSIS	ECS	10.25
40	BEATRICE CALABRESE	VINCENT MASSEY	10.29
41	ALICIA GAUTHIER-SHAW	ST. GEORGES	10.45
42	ISABELLA GENTILE	VILLA MARIA	10.46
43	SYDNEY CARTY	ST. GEORGES	10.46.95
44	MEGAN STAVRAKIS	ECS	10.51
45	EMMA HALLIDAY	ROYAL WEST	10.52
46	MICHELE DUBOIS	ROYAL WEST	10.54
47	RACHEL MARIE JALLACON	VILLA MARIA	10.55
48	ALESSIA RAIMONDO	VINCENT MASSEY	11.10
49	ALEXANDRA KRASTEVA	VILLA MARIA	11.10.94
50	ALEXANDRA D'ANGELO	WIC	11.17
51	VANESSA GIULIANI	ECS	11.17.78
52	RILEY MULLIN	ECS	11.18
53	HAN RU LIU	ECS	11.29
54	MEGHAN DURLING	VILLA MARIA	11.30
55	EMMA	TRAF	11.36
56	ARIANNA ALEXANDRA H-P.	VINCENT MASSEY	11.37
57	GEORGIA SALCELLAROPOULOS	VILLA MARIA	11.38
58	SOFIA CHIOSSONE	WIC	11.42
59	KARLEY CARMOUX B.	ROSEMOUNT	11.46
60	SIENA PEREZ	ECS	11.47
61	AALIVYAH	TRAF	11.53
62	EMILIE MCKENZIE	ECS	11.58
63	NADA BEDROUNI	ECS	12.07
64	CHLOÉ BOISLARD	ECS	12.08
65	ALEXANDRA MARKOS	WIC	12.10
66	JOELY BLAJWAJS-DAHAN	WIC	12.22
67	ZEYNEP GENCER	ECS	12.23
68	ERIKA WARHAFT-GRAZIANO	WIC	12.47.30
69	ALEXA GHATAS	WIC	12.47.99
70	CHLOE TORUDAG	WIC	12.51
71	BERNICE	TRAF	12.53
72	MANQUING YANG	ECS	12.57
73	SARA PAPADOPOULOS	WIC	13.21
74	EVA MARIA	VINCENT MASSEY	13.22
75	LUNA CHRISTENSEN	ECS	13.24
76	EMMA KELLY	ECS	13.43
77	FUWEI YANG	ECS	13.44
78	SOFIA ROMEO	ECS	13.50
79	CAMILLE HUOT	ECS	13.51

80	AMANDA FLEMMING	ECS	13.58
81	TALIA SALIS	ECS	14.01
82	LEONIE ARSENEAULT	VILLA MARIA	14.14
83	VANESSA ZARIELLO	SUMMIT	14.27
84	JULIE ANN VAILLANCOURT	ECS	14.28
85	HEIDI HILDERBRAND	ECS	14.31
86	REBECCA COMBS	ECS	15.01
87	MARIZA MARKESSINIS		15.02
88	ALESSIA IGLIO	SUMMIT	15.13
89	CATERINA OLIVERIO	VINCENT MASSEY	16.05
90	ALESSIA VIGNA	VINCENT MASSEY	16.16
91	BRIANNA	TRAF	16.44
92	TAHSIN ISLAM	VINCENT MASSEY	17.55
93			17.58
94	ELIZA NICOLA CHILTON	SUMMIT	18.30

RACE HS 2-Bantam Boys 2KM

<u>Place</u>	<u>Name</u>	<u>School</u>	<u>Time</u>
1	TOMMY R.	ROSEMOUNT	6.13
2	CHARLES PRICE	LOYOLA	6.28
3	MICHEAL B.	VINCENT MASSEY	6.32
4	JAMES GASPELL	WIC	6.35
5			6.39
6	BROWN DOM	CPI	6.43
7			6.49
8			6.49.90
9	ERIC OWIELAN	ROYAL WEST	9.52
10			7.03
11	SHINNOSUKE MESAKA	ST GEORGES	7.04
12			7.10
13	GAHAN WEBSTER	VILLA MARIA	7.12
14	JACOB C.	ROYAL WEST	7.14
15	JACK GARXENAJ	ROYAL WEST	7.25
16	RAFFAELE NELLI	ROYAL WEST	7.27
17	STEFANO LAURICELLA	VINCENT MASSEY	7.30
18	LIAM MCDONALD	WIC	7.35
19	SACHIN T.	VILLA MARIA	7.36
20	ALEXANDER K.	ROYAL WEST	7.38
21	DIMITRI D.	ROYAL WEST	7.39
22	JACK V.	WIC	7.40
23	SIMON R.	ROYAL WEST	7.41

24	GORDON N.	ROYAL WEST	7.43
25	JEREMY FUNG	ROYAL WEST	7.44
26			7.46
27	ADAM S-G	ST GEORGES	7.50
28	JOSHUA COX	WIC	7.54
29			7.57
30	MAXWELL GOODLEAF	VILLA MARIA	7.57.38
31	HAN WU	CPI	7.59
32	MARIO GENTILE	ROSEMOUNT	8.07
33	MATTHEW CALUORI	WIC	8.28
34	HARRY MARSH	WIC	8.28.74
35	JAKE ERICKSON	WIC	8.29
36	VASILIS KATRANIS	WIC	8.32
37	ABDULLAH	CPI	8.34
38	ERIK OLDLAND	ST GEORGES	8.35
39	JACK D.	VINCENT MASSEY	8.35.82
40	GABRIEL BIELLA	VINCENT MASSEY	8.36
41	ANTHONY M.	ROSEMOUNT	8.37
42	NICHOLAS GAGNON	ROSEMOUNT	8.38
43	JIONE BAY	ROYAL WEST	8.42
44	WILLIAM CARON	VINCENT MASSEY	8.43
45	BRANDON K.	ROYAL WEST	8.50
46			9.01
47	NOAH FISHER	WIC	9.02
48			9.02.35
49	DANIEL S.	VINCENT MASSEY	9.02.78
50	RONWAHRHARATIES	KAHNAWAKE SURVIVAL	9.04
51	MARTIN STACEY	KAHNAWAKE SURVIVAL	9.11
52			9.14
53	PAUL H.	ST GEORGES	9.16
54	ANDREW K.	ROYAL WEST	9.24
55			9.41
56	MATTHEW P	VINCENT MASSEY	9.45
57	KEN C.	VINCENT MASSEY	10.02
58	THOMAS P.	ROYAL WEST	10.03
59	RON R.	VILLA MARIA	10.04
60	LUCAS MALATESTA	WIC	10.07
61	MICHAEL LEO	VINCENT MASSEY	10.12
62	GIAN LUCA M.	VINCENT MASSEY	10.26
63	ANTOINE BOLAND	WIC	10.37
64	THOMAS S.	ROYAL WEST	10.47
65	YUVRAJ SINGH KHELA	WIC	10.47.65

66	KOVIN K.	VINCENT MASSEY	10.48
67	MILAN B.	VINCENT MASSEY	10.48.68
68	NOAH DENIS	WIC	10.49
69	DIMITRIOS R.	ROYAL WEST	10.55
70	COBY BURAH	WIC	11.09
71	DAVID LIONEL WILK	WIC	11.10
72	NOAH AFRIAT	WIC	11.13
73	JACKSON NICKLESS	WIC	11.14
74	MASSIMO FRANCO	VINCENT MASSEY	11.18
75	MASSIMO R.	VINCENT MASSEY	11.19
76	BENJAMIN ROSENZWEIG	WIC	11.21
77	RAPHAEL GHALI	WIC	11.51
78	ALEKSI KLIMIS	WIC	12.08
79	MICHAEL SITCOFF	WIC	12.09
80	ANTONIO R.	VINCENT MASSEY	13.35
81	PAOLO V.	VINCENT MASSEY	14.07
82	SASHA MASSABUAU	WIC	14.07.92
83	AXEL CONRAD	WIC	14.50
84	EDWARD DER MEGUERDITCHIAN	WIC	15.15
85	LORIC CAMPEAU	WIC	15.16
86	RORY GURALNICK	WIC	15.25
87	JUSTIN TYLER TRAN	WIC	16.12

RACE HS 3- Bantam Girls 2KM

<u>Place</u>	<u>Name</u>	<u>School</u>	<u>Time</u>
1	KYLA GAGE	WIC	7.41
2	VALERIE S.	RIVERDALE	7.42
3	ELLA IVANOVICI	STUDY	7.46
4			7.57
5	SYDNEY COOK	WIC	7.58
6	ORLAITH BURGARD	STUDY	8.00
7	SOPHIE HIGGINS	STUDY	8.01
8	KAYLA SALVATI	ECS	8.06
9	CASSANDRA BALDRY	SHSM	8.15
10	SARIT K.	STUDY	8.16
11	SARAH S.	SHSM	8.20
12	LIANA CIANCI	SHSM	8.21
13			8.21.69
14			8.26
15	SANGEETA VIDYARTHI	ECS	8.29
16	REESE WERELEY	SHSM	8.34

17	SOFIA BUGGE	SHSM	8.36
18			8.36.56
19	SARAH C.	VILLA MARIA	8.44
20	ISABELLA SIOUFI	ECS	8.48
21	JULIANA DORSEY	WIC	8.58
22	EMMA GAUCI	VILLA MARIA	8.59
23	MARA MASTROCOLA	SHSM	9.02
24	CIARA MOORE	SHSM	9.03
25	LAURA BELLINI	ECS	9.06
26	TIFFANY MAROUN	ECS	9.07
27	JULIANNA F.	VILLA MARIA	9.08
28	FRÉDÉRIQUE P.	VILLA MARIA	9.12
29	KIARA HOTTMAN-KUHNT	ECS	9.12.50
30	JESSIE ROSSY	ECS	9.15
31	JULIANA OTTONI	ECS	9.22
32	OLIVIA GUAY	WIC	9.27
33	CHRISTINE GERALDO	ECS	9.36
34	SARAH G.	RIVERDALE	9.37
35	EMILY HO	ECS	9.38
36			9.40
37			9.41
38	ANNS WILKINSON	ECS	9.44
39	KAYA DELARONDE	ECS	9.47
40	CARLEY STAR	ECS	9.55
41	THEO LAGDEN	WIC	957.00
42	KEIRA MORCOS	WIC	9.58
43	SOPHIA CHEHADE	ECS	9.59
44	PALLA THOMAS	SHSM	10.01
45	AMELIA MATUCCI	VILLA MARIA	10.16
46			10.17
47			10.22
48	SYDNEY A.	VILLA MARIA	10.23
49	ZAINAB AHMED	ECS	10.27
50	SOPHIE KALICHMAN	ECS	10.35
51	ANNABEL SIMONS	ECS	10.35.38
52	JULIANA B.	VILLA MARIA	10.39
53			10.39.84
54	KYLIE K.	VILLA MARIA	10.44
55	OLIVIA FAVRETTO	ECS	10.44.59
56	PENELOPE SIOZOS	ECS	10.47
57	LAUREN SOUAID	ECS	10.48
58			10.49

59	VANESSA BEHR	ECS	10.49.29
60	EMMA JACKSON	WIC	10.49.58
61			11.00
62	JESSICA MIZRAHI	ECS	11.01
63	NORA CUNNINGHAM	SHSM	11.01.24
64	JURA KRUSZEWSKI	SHSM	11.03
65	ANGELICA D L.	VILLA MARIA	11.07
66	ROYETA M.	VILLA MARIA	11.09
67			11.17
68			11.25
69			11.25.87
70	JIANG XUE HAN	ECS	11.26
71	RATHISHA I.	SHSM	11.26.32
72			11.35
73			11.40
74	EMILIA LAFONTAINE	VILLA MARIA	11.40.42
75	ALEXANDRA CHALHOUB	ECS	11.43
76			11.43.85
77			11.44
78	NIEVE COLLINS	ECS	11.46
79	GRACE UDITSKY	ECS	11.46.74
80	ASHLEY MORGANSTEIN	WIC	11.47
81	CHLOE ISSACS	ECS	11.47.48
82	SAREENA BEDI	WIC	11.48.49
83	BROOKE SITCOFF	WIC	11.48.71
84	MARY N.	MARYMOUNT	11.49
85	JIAYI SONG	ECS	11.49.47
86	HOLY FIREMAN	WIC	12.17
87	AMANDA ROSENTHAL	ECS	12.17.50
88	MEGAN KOLOMEIR	ECS	12.19.99
89	HANNAH BLOOM	WIC	12.45
90			12.46
91			13.14
92	SKYLAR FRANK	WIC	13.46
93	MORGAN BIRENHAUM	WIC	13.51
94	CHARLOTTE BAKER	WIC	14.13
95	MELISSA INY	WIC	14.23
96	ALEXA RICHSTONE	WIC	14.25
97			14.36
98	MATEA MIHIC	WIC	15.23
99	ANNIKA BOHÉMIER	WIC	15.26

RACE HS 4- Bantam Boys 2KM

<u>Place</u>	<u>Name</u>	<u>School</u>	<u>Time</u>
1	DANIEL R.	MACDONALD	6.26
2	JACK AITKEN	LAURENHILL	6.50
3	JAMES SWAN	SELWYN HOUSE	6.59
4			7.13
5	THOMAS D.	SELWYN HOUSE	7.18
6			7.28
7	GEORGE A.	SELWYN HOUSE	7.49
8	GUILLAUME C.	SELWYN HOUSE	7.52
9	MICHAEL BALDWIN	WIC	7.55
10	ISSAC C.	SELWYN HOUSE	8.00
11			8.09
12	JACK A.	SELWYN HOUSE	8.14
13	OWEN FRANKEL	SELWYN HOUSE	8.25
14	JACOB D.	SELWYN HOUSE	8.26.06
15			8.26.96
16	GABRIEL PASCOLI	RIVERDALE	8.30.57
17			8.30.93
18	GUSTAW S.	SELWYN HOUSE	8.31.39
19	JOHN BOSCO CHINAKWE	SUMMIT	8.31.91
20	TREVOR A.	SELWYN HOUSE	8.32
21	MARCO PISANI	SUMMIT	8.33.03
22	ZUBYAR O.	ROYAL VALE	8.33.57
23			8.35
24			8.35.85
25	JAMIE L.	SELWYN HOUSE	8.47
26	JONATHAN BOYLE	WIC	8.55
27	NATHAN MCINTYRE-THAUVETTE	SUMMIT	9.00
28	ADRIANO T.	ROYAL VALE	9.01
29	JAMES H.	ROYAL VALE	9.04
30	JASON ACETO	MACDONALD	9.05
31	ADAM PURCELLE	ROYAL VALE	9.07
32	JAMES LEVI	WIC	9.10
33	JONAH R.	SELWYN HOUSE	9.23
34	RILEY	SELWYN HOUSE	9.26
35	MICHAEL REICH	WIC	9.39
36	MAREK DEVEAU	WIC	9.40
37	JASON HUM	RIVERDALE	9.45
38	LUCAS	SELWYN HOUSE	9.51
39			9.52

40	LEON BELLINGY	SUMMIT	10.03
41	MARCUS WILHELM	WIC	10.06
42	ADAM GILLIES	WIC	10.09
43	MATTEO F.	SELWYN HOUSE	10.10
44	THOMAS ALEXANDER HARRIS	SUMMIT	10.12
45	PIETRO ANOIA	ROYAL VALE	10.51
46	ROBERT ELIAS MOUNSEF	WIC	10.58
47			11.19
48	PHILIPPE GUERTIN	SELWYN HOUSE	11.20
49	DANIEL NATHAN	SUMMIT	11.21
50	YOHANCE JOSEPH	WIC	11.46
51	ZACHARY KRUSE	SUMMIT	12.04
52	JACK DODDS	WIC	12.05
53	ETHAN LEVY	WIC	12.06
54	ZEYN VAN DER WEE	WIC	12.08
55	BRUNO ANTHONY CHIECO	WIC	12.09
56	BENJAMIN MACKNOFSKY	WIC	12.10
57	JONAH KOURI	WIC	12.11
58	JORDAN DANIEL NUTKEVITCH	WIC	12.12
59	RYAN GOREN	WIC	12.17
60	JAEOON BANG	ROYAL VALE	12.27
61	VLADIMIR-FRANZ ZAMY	SUMMIT	12.29
62	TERRENCE LONNEY R-S.	SUMMIT	12.31
63	SHAABOSE RAFTER BAILEY	SUMMIT	12.33
64	VINCENT REI MIYAKE L.	SUMMIT	12.44
65	MASSIMO ESPOSITO	SUMMIT	12.49
66	JUSTIN GUAN	SUMMIT	12.58
67	JÉRÉMI MIGNEAULT	WIC	13.45
68	NICHOLAS LARENTE	WIC	14.19
69	JULIAN C.	SELWYN HOUSE	14.34
70	ETHAN SHAHIN	WIC	15.10
71	AVI ASSOULINE	WIC	15.11
72			15.20
73			15.25
74	DARIUS ZAIE-DAVOUDI	WIC	15.34

RACE HS 6- MIDGET BOYS 4KM

<u>Place</u>	<u>Name</u>	<u>School</u>	<u>Time</u>
1	MATTHEW C.	LESTER B. PEARSON	15.58
2	GIORDANO I.	SELWYN	16.02
3	CHARLES C.	SELWYN	17.01

4			17.14
5	DANTE PLEASANT	SUMMIT	17.19
6	DAMIAN A.	ROSEMOUNT	17.56
7	TARED	CPI	18.07
8			18.28
9	JUSTIN DIOTTE	SUMMIT	18.36
10	MATHEW	CPI	19.14
11	ETHAN T.	ROSEMOUNT	19.21
12	ONDER MUSTAFA DOYGUN	SUMMIT	19.45
13			20.56
14			21.00
15	ABDULRAHMAN	CPI	22.14
16	TOMY	CPI	25.04
17	MOHAMMED RAJA	SUMMIT	26.32
18	JOSHUA COONEY	SUMMIT	26.45
19	GABRIEL MEFSOUTIS	SUMMIT	27.11
20	ISAAC ANTHONY S-.E.	SUMMIT	27.12
21	HUNTER THOMAS CULLEN	SUMMIT	30.00
22	MITCHELL DESCHAMPS	SUMMIT	31.12
23	PIERRE ANTOINE A C.	SUMMIT	31.13
24	CHRISTIAN GUTENKUNST	SUMMIT	34.26
25	MATTHIAS JONES	SUMMIT	35.10

RACE HS 7- MIDGET GIRLS 4KM

<u>Place</u>	<u>Name</u>	<u>School</u>	<u>Time</u>
1	ALISON LOOPER	ROYAL WEST	18.00
2	SARA HUGHES	VILLA MARIA	19.08
3	SARA MALIK	VILLA MARIA	19.08.93
4	GLORIA ANASTASOPOULOS	ROYAL WEST	19.32
5	MICKAELA DI PAOLO	VILLA MARIA	19.55
6	LAUREN LEGLER	VILLA MARIA	19.59
7	ROMYSHO AM	ROYAL WEST	20.10
8	ANNALIES SMITH	ROYAL WEST	20.23
9	KATHRYN LANGHANS	ROYAL WEST	20.39
10	JILLIAN LOTH	ROYAL WEST	20.47
11	MIRIAM JOSSIN	ROYAL WEST	21.37
12	LINDSAY	CPI	21.40
13	ANNA CHOPIN	ROYAL WEST	22.45
14	CLAIRE F	TRAF	23.19
15	SAMANTHA GRACIANO	WIC	23.30
16	LAURA PUGSLEY	WIC	23.36

17	MADELYN BROWN	VILLA MARIA	24.41
18	JAIMIE LECH	VILLA MARIA	24.43
19	JENNA CARELLI	WIC	24.56
20	ANDREA RIZK-FLORES	WIC	24.56.98
21	LEONIE ST ARNAUD	WIC	24.57
22	OLIVIA BARBIERI	VILLA MARIA	25.03
23	STELLA MCCOMBER	KAHNAWAKE SURVIVAL	25.16
24	MAKAYLA COLICOHIO	VILLA MARIA	26.05
25	MARIA GODWARD	ROYAL WEST	26.22
26	CLAIRE G.	WIC	26.30
27	WEGDAN	CPI	26.34
28	ANTHI T.	VILLA MARIA	26.42
29			26.56
30	CATHERINE T.	TRAF	27.34
31	ALISON MELISIAN	WIC	27.43
32	HANNAH K.	TRAF	28.34
33	JESSICA S.	VILLA MARIA	29.30
34	KENZA	CPI	31.42
35			32.10
36	HANZA	CPI	32.15
37	MEMORY	CPI	32.26
38	KHIARA M.	WIC	32.58
39	ELLA M-W	TRAF	33.10
40	INDIA MCRAE	VILLA MARIA	33.41
41	MAYA F.	VILLA MARIA	33.55
42	OLIVIA MAST	WIC	33.58
43	HEIDI G.	TRAF	34.12
44	MADDIE W.	TRAF	34.15
45	CHARLY P.	TRAF	34.21

RACE HS 8- MIDGET BOYS 4KM

<u>Place</u>	<u>Name</u>	<u>School</u>	<u>Time</u>
1	JONAH SMITH	LOYOLA	14.50
2	JOHN GERTTER	ST GEORGES	16.34
3	EDWIN JAZVAC	WIC	16.34.67
4	MICHAEL A.	ROYAL WEST	16.54
5	ROBIN M.	ROYAL WEST	16.59
6	PAUL G.	ROYAL WEST	17.10
7	QUIN LAGDEN	WIC	17.16
8	RYAN R.	ROYAL WEST	18.00
9	MICHAEL CHALKHO	HERZLIAH	18.30

10	ANTHONY SALVATI	ROYAL VALE	19.07
11	JORGE MORENO	ROYAL VALE	21.01
12	SAM GUILBERT	WIC	22.07
13	JORDAN KADANOFF	ROYAL VALE	22.15
14	MAX KAVIC	ROYAL VALE	22.34
15	SHAYNE KANET	WIC	23.05
16	ADAM SEMERGIAN	ROYAL VALE	24.17
17	MARK PEARCE	ROYAL VALE	24.20

RACE HS 9- MIDGET GIRLS 4KM

<u>Place</u>	<u>Name</u>	<u>School</u>	<u>Time</u>
1	VANESSA MASCIOTRA	VINCENT MASSEY	19.20
2	SARA ANELLI	SHSM	21.10
3	FAITH KERNER	VILLA MARIA	21.31
4	SOPHIE BRACKETT	ST GEORGES	21.32
5	ADÈLE D.	ST GEORGES	21.33
6	LILAH CAPRERA	SHSM	21.35
7	KELLY B.	VILLA MARIA	21.37
8	ARI CHO	VILLA MARIA	22.57
9	JULIA CIANCI	SHSM	23.02
10	BIANCA D.	VILLA MARIA	23.13
11	SARAH HUGHES	VILLA MARIA	24.07
12	JOCELYN C.	VILLA MARIA	25.33
13	ALEXIA D.	VILLA MARIA	25.40
14	OLIVIA SERVEDIO	ROYAL VALE	25.48
15	SOPHIA PEPE	VINCENT MASSEY	26.36
16	ARISTI C.	VILLA MARIA	27.07
17	URNE SALMAH	VILLA MARIA	27.48
18	JENNA G.	VILLA MARIA	28.33
19	SHYRA M -H.	VILLA MARIA	28.35
20	ALYSSA E.	VILLA MARIA	28.41
21	ALLSHIA M. M	VILLA MARIA	28.44
22	ALISIA C.	VINCENT MASSEY	29.31
23	ANN TRINH	VILLA MARIA	29.46
24	JASIEEN P.	VILLA MARIA	30.16
25	MAIIA K.	ROYAL VALE	30.59
26	ADRIANA M.	VILLA MARIA	31.04
27	HAYDEN	VILLA MARIA	31.04.49

RACE HS 10- JUVENILE GIRLS 5KM

<u>Place</u>	<u>Name</u>	<u>School</u>	<u>Time</u>
--------------	-------------	---------------	-------------

1	SOPHIA MICHAKIS	SHSM	25.45
1	SARAH FRANCES	SHSM	27.21
2	GEMMA HORNSTERN	VILLA MARIA	27.36
3	JOSEPHINE HUGÉ	STUDY	28.10
4			28.37
5	SOFIA L-M	ROYAL WEST	28.55
6	VIKTORIA B.	ROYAL WEST	29.17
7			29.19
8	ELOISE VALASEK	STUDY	29.39
9	BÉATRICE MORSELLI	VILLA MARIA	30.10
10	ALEXANDRA BRISEBOIS	STUDY	30.27
11	OLIVIA M.	ROYAL WEST	30.58
12	IVANA M.	VILLA MARIA	31.03
13	JANET L.	VILLA MARIA	32.20
14	CASSANDRA N.	VILLA MARIA	32.57
15	SKYE S.	TRAF	33.01
16	AUDREY BAILLAIRGÉ	ROYAL WEST	33.38
17	CAROLINA	TRAF	34.49
18			35.43
19			36.01
20	MAYA OSTIGUY HOPP	SHSM	36.24
21	AMANDA B.	ROYAL WEST	37.56
22	KATELYN MCQUILLEN	VILLA MARIA	38.30
23	KUUKUA	CPI	38.32
24	SAYNA	CPI	39.14
25	JAYLIN R D.	TRAF	39.48
26	CHLOÉ M.	VILLA MARIA	39.53
27	MAYA TATRELLI	VILLA MARIA	41.25
28	RAZAN	CPI	41.26
29	LUCY B.	VILLA MARIA	42.19
30	ANGELA M.	VILLA MARIA	43.44
31			44.47
32	LAREN M.	VILLA MARIA	45.23
33			
34			
35			
36			
37	JORDYN MOUSSA	SUMMIT	

RACE HS 11- JUVENILE BOYS 5KM

Place **Name** **School** **Time**

1	JORDAN C.	CPI	22.38
2	JACOB N.	MARYMOUNT	22.39
3	MASSIMO B.	LESTER B. PEARSON	22.49
4	TYLER SYME	RIVERDALE	23.14
5			24.12
6	MOHAMMAD SALMASI	CPI	24.24
7			24.57
8			25.07
9			25.11
10	DIEGO LANGON	LESTER B. PEARSON	25.21
11	BENJAMIN S.	RIVERDALE	25.24
12	ADRIANO M.	WIC	25.49
13			26.02
14	THEO BLACHON	WIC	26.02.44
15	SAMMIR	CPI	26.35
16	PETER RONCO	RIVERDALE	27.27
17	JACOB KASIRER KETTNER	EDUCATION PLUS	27.35
18	GEORGE H.	ROYAL WEST	27.35.53
19	EDUARDP V. F	ROYAL WEST	28.41
20	CHRISTOPHER T.	WIC	29.07
21			30.04
22			30.10
23			30.52
24			31.04
25			31.15
26			31.21
27			31.51
28			32.04
29			32.08
30	BRANDON HUM	RIVERDALE	32.25
31			33.00
32			33.28
33			33.35
34	ALEX PCHEJETSKI	EDUCATION PLUS	34.20
35	DANIEL JAVITA	EDUCATION PLUS	34.25
36	WASIM HALAK	EDUCATION PLUS	35.10
37	SHANE PUZANTIAN	EDUCATION PLUS	35.26
38			35.56
39	MICHAEL THOMAS GACSI	SUMMIT	36.03

JUVENILE BOYS - SINGLES

A1 - JRHS 1 - 6

B4 - LOY 2 - 0

A3 - LOY 1 - 6

B2 - SELW 1 - 2

A2 - LCC 2 - 6

B3 - JRHS 2 - 1

A4 - HZHS 1 - 1

B1 - LCC 1 - 6

JRHS 1 - 6

LOY 1 - 0

LCC 2 - 6

LCC 1 - 4

JRHS 1 - 6

LCC 2 - 6

LCC 1 - 2

LOY 1 - 6

JRHS 1

GOLD

LOY 1

BRONZE

JUVENILE BOYS - DOUBLES

A1 - LCC 2 - 6

B4 - HZHS 2 - 0

A3 - JRHS 1 - 5

B2 - LOY 2 - 6

A2 - LOY 1 - 6

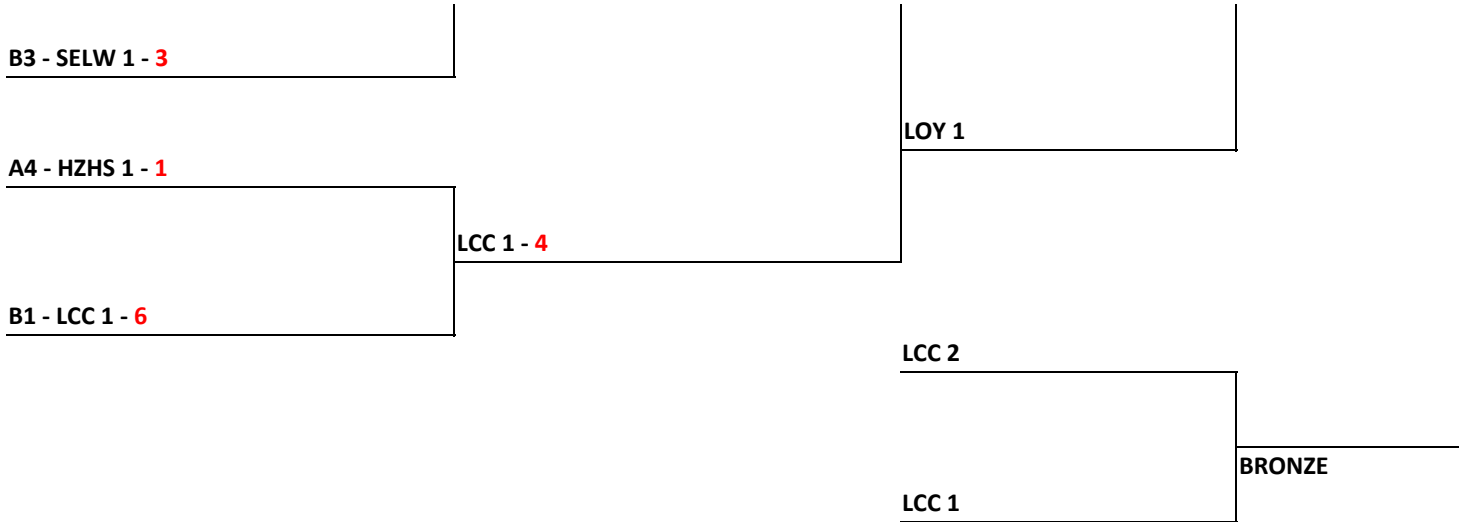
LCC 2 - 5

LOY 2 - 6

LOY 1 - 6

LOY 2

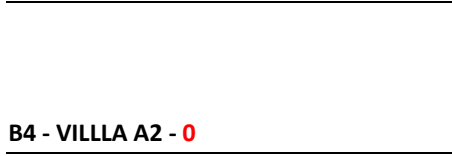
GOLD



TEAMS		
Rank	School	Points
1	LOY	14.5
2	LCC	13.5
3	JRHS	8
4	HZHS	6
5	SELW	4
6	VMC	0

JUVENILE GIRLS - SINGLES

A1 - JRHS 1 - 5



JRHS 1 - 5

B4 - VILLA A2 - 0



A3 - LCC 2 - 5



LCC 2 - 0

B2 - LCC 1 - 2




A2 - HZHS 1 - 5



HZHS 1 - 0

B3 - VILLA B1 - 2




A4 - VILLA A1 - 0



STUDY 1 - 5

B1 - STUDY 1 - 5



WINNERS

Gold Medal: Elodie Petrecca - STUDY

Silver Medal: Eva-Rose Fanous - JRHS

Bronze Medal: Eden Rouhadana - HZHS

JRHS 1 - 0



STUDY 1

GOLD


STUDY 1 - 5



HZHS 1

BRONZE


LCC 2 - 3



HZHS 1 - 5

JUVENILE GIRLS - DOUBLES

A1 - VILLA B2 - 5




VILLA B2 - 5

B4 - HZHS 2 - 0




A3 - HZHS 1 - 0



LCC 1 - 3

B2 - LCC 1 - 5



A2 - JRHS 1 - 1



WINNERS

Gold Medal: Alexa Bichar & Victoria Petrecca - STUDY

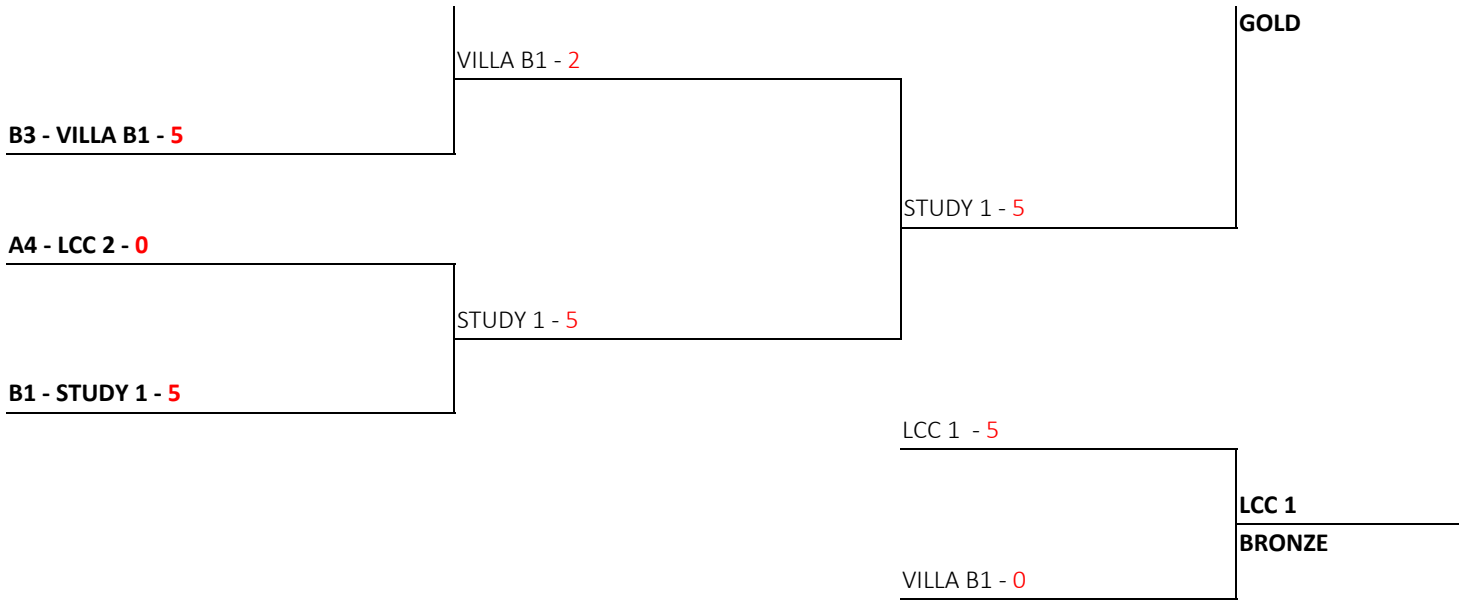
Silver Medal: Ines Bucheit & Lauren Adams - VILLA

Bronze Medal: Evelyne Renzi & Abby Shine - LCC

VILLA B2 - 2



STUDY 1



TEAMS		
Rank	School	Points
1st	LCC	10.5
2nd	STUDY	10
3rd	VILLA B	9.5
4th	HZHS	7.5
5th	JRHS	6.5
6th	VILLA A	4

Field Lacrosse Playoffs 2016-2017

Red = Tentative

Black=Confirmed

Juvenile Boys Div 1 - 5 teams (all teams make playoffs)

02/06/2017 10:30

Play-In	Semi Finals	Finals	Champions
---------	-------------	--------	-----------

JRHS- 4th (Home)-5

P1- Tuesday, May 23rd - 4:00
at Terra Cotta Field

HSBHS- 17

5th-BHS-8

P2- monday, May 29th - 4:15
at Howard S. Billings HS

HSBHS - 11

BHS- 2

P4- Wednesday, May 31st - 4:00
at Howard S. Billings HS

Howard S. Billings HS

MVP: Stone Jacobs

KUPER-10

P3- Thursday, May 25th - 4:00
at Kahnawake Survival School

KSS - 9

KSS (home)-17

Field Lacrosse Standings

5/19/17 9:28 AM

School	Games	Win	Loss	Tie	Points
JB1A					
Howard S Billings HS	4	4	0	0	8
Kahnawake Survival School	4	3	1	0	6
Kuper Academy	4	2	2	0	4
John Rennie HS	4	1	3	0	2
Beaconsfield HS	4	0	4	0	0
	10				

MIDGET BOYS - SINGLES

**GOLD: LCC A1
SILVER: LCC A2
BRONZE: SELW 2**

A1 - LCC A2 - 6

B4 - BIAL 2 - 3

A3 - SELW 2 - 6

B2 - HZHS 2 - 1

A2 - HZHS 1 - 6

B3 - SELW 1 - 2

A4 - STT 2 - 4

B1 - LCC A1 - 6

LCC A2 - 6

SELW 2 - 5

HZHS 1 - 1

LCC A1 - 6

LCC A2 - 1

LCC A1 - 6

HZHS 1 - 4

SELW 2 - 6

**LCC A1
GOLD**

**SELW 2
BRONZE**

MIDGET BOYS - DOUBLES

**GOLD: SELW 1
SILVER: STT 1
BRONZE: LCC A2**

A1 - LCC A2 - 6

B4 - HZHS 2 - 0

A3 - LCC B1 - 0

B2 - SELW 1 - 6

A2 - SELW 2 - 5

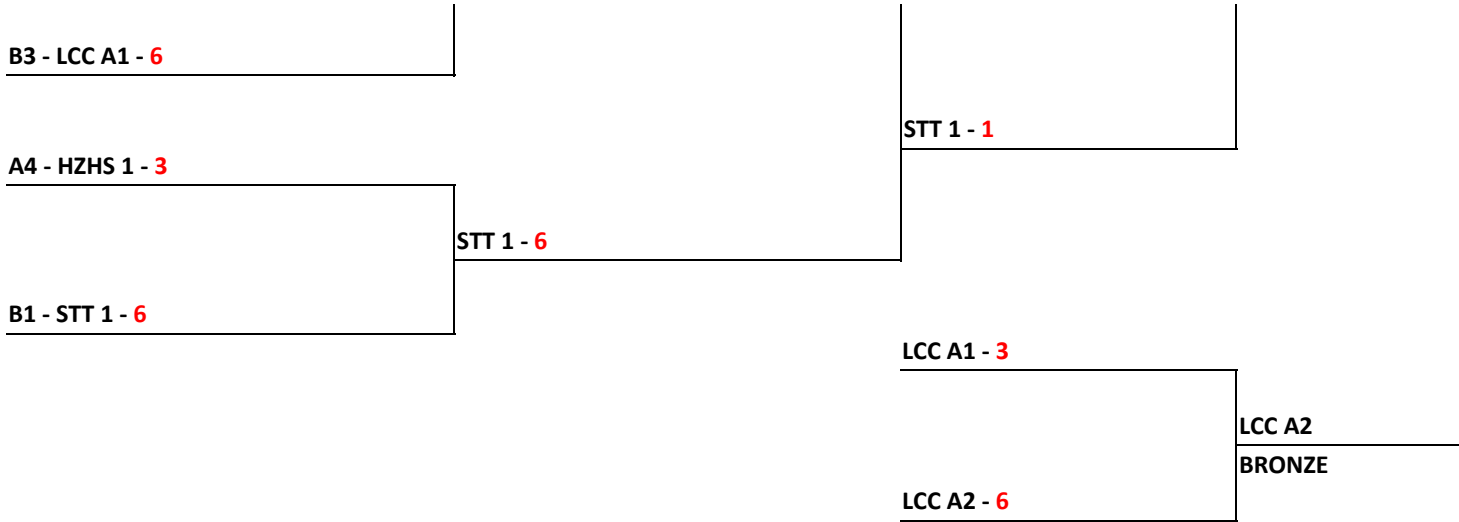
LCC A2 - 4

SELW 1 - 6

LCC A1 - 2

SELW 1 - 6

**SELW 1
GOLD**



TEAM RESULTS

RANK	SCHOOL	POINTS
1	LCC A	15.5
2	SELW	12.5
3	HZHS	9
4	STT	6
5	LCC B	2
6	BIAL	2

MIDGET GIRLS - SINGLES

GOLD: Sheri Subawalla - LCC A
SILVER: Laura Pitruzzello - SHSM
BRONZE: Maya Nadler - VILLA A

A1 - ECS 1 - 5



ECS 1 - 1

B4 - ECS 2 - 0

A3 - LCC A2 - 3




SHSM 1 - 1

SHSM 1 - 5

B2 - SHSM1 - 5

A2 - VILLA A1 - 5



LCC A1

GOLD

VILLA A1 - 2

B3 - VILLA B1 - 0

A4 - SHSM 2 - 1



LCC A1 - 5

LCC A1 - 5

B1 - LCC A1 - 5

ECS 1 - 0

VILLA A1


BRONZE

VILLA A1 - 5

MIDGET GIRLS - DOUBLES

GOLD: Alexa Shamie & Danielle Cutler - LCC A1
SILVER: MathildeSinor & Caterina Kunz - VILLA B
BRONZE: Maralvisa Vigano & Carolyn Steinberg - LCC A2


A1 - LCC A2 - 5



LCC A2 - 4

B4 - SHSM 1 - 0

A3 - ECS 1 - 2



LCC A1 - 5

LCC A1 - 5

B2 - LCC A1 - 5

A2 - VILLA B2 - 5

B3 - ECS 2 - 0

A4 - LCC B1 - 5

B1 - VILLA B1 - 1

VILLA B2 - 5

VILLA B2 - 2

LCC B1 - 2

LCC B1 - 2

LCC A2 - 5

LCC A1

GOLD

LCC A2

BRONZE

TEAM RESULTS

Rank	School	Points
1	LCC A	15.5
2	ECS	9
3	VILLA B	8
4	SHSM	8
5	VILLA A	3.5
6	LCC B	3
7	STG	0

Rugby Playoffs 2016-2017

Playoffs will run May 23rd - May 31st. Please send in any school conflicts by May 8th.

Ties in Standings

Because the season is very short, there is no time to play a tiebreaker game. The following shall therefore apply in all spring sports:

- a) The higher place will go to the team which defeated the other in the game(s) between the tied teams.
- b) The win/loss record of the teams involved in the tie shall be calculated. The higher place will go to the team with the better win/loss record.
- c) Point differential in the games between the tied teams.
- d) Total points against in the games between the tied teams.
- e) Total points against over the entire season.
- f) The team which wins a coin toss shall advance.

A forfeit cannot be used to break a tie and eliminate a team from the playoffs.

Juvenile Boys Div 1 - 4 teams (top 2 make pla

01/06/2017 9:19

Final	Champions
-------	-----------

LOY - 1st - 41

P15 - Tuesday, May 30th - 6:00pm
at Ed Meagher Field

Loyola HS

Championship MVP: Alessandro Aquino - LOY

STT - 2nd - 14

Juvenile Boys Division 3 - 16 teams (top 2 teams from each section)

Quarter Finals	Semi Final	Final	Champions
----------------	------------	-------	-----------

SELW cannot play May 24th or 26th

Playoff Rule 1 - first and second from the same section cannot meet until the finals

Seed 1 - 1st 1st place - ROYAL (100% -29pts)

A - WWHS/BHS or MACD cannot meet

Seed 2 - 2nd 1st place SELW (100% -38pts)

B - ROYAL/LCCHS cannot meet

Seed 3 - 3rd 1st place - WWHS (80% - Won head to head)

C - SELW/CJB cannot meet

seed 4 - 1st 2nd place - BHS (80%)

Seed 5 - 2nd 2nd place - CJB (75% -39pts) **5th seed because of rule 1**

Seed 6 - 3rd 2nd place - LCCHS(75% -36pts) ** 6th seed because of rule 1**

ROYAL - seed 1 - 26

P8 - Friday, May 26th - 4:15pm
at Ed Meagher Field

CJB - seed 5 - 17

BHS - 0

P1 - Tuesday, May 23rd - 5:15pm
at Beaconsfield HS

BHS - 34

BHS - seed 4 - 29

P18 - Wednesday, May 31st - 4:00pm

--

WWHS - seed 3 - 32

P2 - Tuesday, May 23rd - 4:15pm
at St-Robert Field

WWHS - 14

LCCHS - seed 6 - 29

P9 - Friday, May 26th - 3:30pm
at Westmount Athletic Grounds

SELW (home) - 28

SELW - seed 2 - 26

Juvenile Girls Division 1 - 4 teams (top 2 make playoffs)

Final

Champions

STT cannot play on May 31st

ECS cannot play May 30th

HSBHS - 1st (home) - 36

P17 - Monday, May 29th - 3:00pm
at Howard S. Billings HS

Howard S. Billings HS

Championship MVP: Nikita Murray - HSBHS

STT - 2nd - 5

Juvenile Girls Division 3 - 4 teams (top 2 make playoffs)

Final

Champions

LAURN cannot play May 29th or 30th

LAURN - 1st (home) - 10

P10 - Wednesday, May 31st - 4:15pm
at LaurenHill Academy

Laval Senior Academy

Championship MVP:

LSA - 2nd - 14

Juvenile Girls10s - 5 teams (top 4 make playoffs)

Semi Final

Final

Champions

MSGR cannot play on May 31st - if they advance, the finals may be played on May 30th

LRHS - 1st (home) - 20

P3 - Wednesday, May 24th - 4:15pm
at Laurentian Regional HS

LRHS - 25

BHS - 4th - 0

P12 - Tuesday, May 30th - 4:15pm
at Riverside Park

Laurentian Regional HS
Championship MVP: Savhana Perowne

GVAN - 2nd (home) - 15

P4 - Wednesday, May 24th - 4:15pm
at Parc Villeray

MSGR - 19

MSGR - 3rd - 17

Midget Boys 1 - 2 teams (top 2 make playoffs)

Final

Champions

LOY1 - 1st - 43

P14 - Tuesday, May 30th - 4:30pm
at Ed Meagher Field

Loyola HS

Championship MVP: Keanu Yazbeck - LOY

STT1 - 2nd - 17

Midget Boys 3 - 5 teams (top 2 make playoffs)

Final

Champions

1st - WWHS - 12

P11 - Monday, May 29th - 4:15pm
at Westwood HS

Westwood High School

Championship MVP: Tyson Stock - WWHS

2nd - SELW - 5

Midget Boys 10s - 4 teams (top 2 make playoffs)

Final

Champions

1st - GVAN - 19

P7 - Wednesday, May 31st - 4:15pm
at Parc Villeray

Laurentian Regional HS
Championship MVP:

2nd - LRHS - 26

Midget Girls Division 1 - 4 teams (top 2 make playoffs)

Final Champions

1st - WWHS - 34

P16 - Wednesday, May 31st - 4:30pm
at Westwood HS

Westwood HS
Championship MVP:

2nd - CVR - 5

Bantam Boys Division 1 - 6 teams (top 4 make playoffs)

Semi Final Final Champions

SELW cannot play May 25 -26th

CVR - 1st place (home) - 42

P5 - Thursday, May 25th - 4:15pm
at Chateaugay Valley RHS

CVR (home team) - 38

LOY - 4th place - 28

P13 - Tuesday, may 30th - 3:15pm
at Ed Meagher Field

Chateaugay Valley RHS
Championship MVP: Braden Bergevin - CVR

SELW - 2nd place (home) - 28

P6 - Friday, May 26th -3:30pm
at Forbes Field

STT - 14

STT - 3rd place - 49

G.M.A.A. Rugby Standings 2017

30/05/2017 10:36						
	School	Games	Win	Loss	Tie	Points
Juvenile Boys 1A	Loyola High School	4	4	0	0	8
	St. Thomas High School	4	2	2	0	4
	Chateauguay Valley Regional High School	4	0	4	0	0
Juvenile Boys 3A	Westwood High School	5	4	1	0	8
	Beaconsfield High School	5	4	1	0	8
	MacDonald HS	5	3	2	0	6
	West Island College	5	3	2	0	6
	Lakeside Academy	5	1	4	0	2
	Lindsay Place High School	5	0	5	0	0
Juvenile Boys 3B	Royal West Academy	4	4	0	0	8
	Lasalle Community Comprehensive HS	4	3	1	0	6
	Ecole Monseigneur Richard	4	2	2	0	4
	Loyola High School	4	1	3	0	2
	Heritage Regional High School	4	0	4	0	0
Juvenile Boys 3C	Selwyn House School	4	4	0	0	8
	College Jean de Brebeuf	4	3	1	0	6
	LaurenHill Academy	4	2	2	0	4
	Ecole Secondaire Georges Vanier	4	1	3	0	2
	Laval SR Academy	4	0	4	0	0
Juvenile Girls 1A	Howard S. Billings High School	6	5	1	0	10
	St. Thomas High School	6	3	3	0	6
	ECS School	6	3	3	0	6
	Chateauguay Valley Regional High School	6	1	5	0	2
Juvenile Girls 3A	LaurenHill Academy	6	5	1	0	10
	Laval SR Academy	6	4	2	0	8
	Ecole Secondaire Cure Mercure	6	3	3	0	6
	MacDonald HS	6	0	6	0	0
Juvenile Girls 10s	Laurentian Regional High School	4	3	0	1	7
	Ecole Secondaire Georges Vanier	4	3	0	1	7
	Ecole Monseigneur Richard	4	2	2	0	4
	Beaconsfield High School	4	1	3	0	2
	Heritage Regional High School	4	0	4	0	0
Midget Boys 1A/3A	Westwood High School	6	6	0	0	12
	Loyola High School 1	5	4	1	0	8
	St. Thomas High School 1	6	4	2	0	8
	Selwyn House School	6	3	3	0	6
	Chateauguay Valley Regional High School	6	2	4	0	4
	Royal West Academy	6	1	5	0	2
	Loyola High School 3	5	0	5	0	0
Midget Boys 10s	Ecole Secondaire Georges Vanier	6	5	1	0	10

	Laurentian Regional High School	6	5	1	0	10
	College Jean de Brebeuf	6	2	4	0	4
	Beaconsfield High School	6	0	6	0	0
Midget Girls 1A						
	Westwood High School	6	6	0	0	12
	Chateauguay Valley Regional High School	6	4	2	0	8
	Royal West Academy	6	2	4	0	4
	Howard S. Billings High School	6	0	6	0	0
Bantam Boys 1A						
	Chateauguay Valley Regional High School	4	4	0	0	8
	Loyola High School	4	2	2	0	4
	Selwyn House School	4	2	2	0	4
	St. Thomas High School	4	2	2	0	4
	West Island College	4	0	4	0	0

Badminton Team Championships Qualifiers 2017

Girls & Boys - 1st place team from each section in a 4 section league

Girls & Boys - 1st place team & 2nd best in a 3 section league

BG	School	Record
1A	JRHS	4-0-0
1B	ROYAL	4-0-0
1C	ECS	6-0-0
2C	SHSM	4-2-0

BB	School	Record
1A	STT	5-0-1
1B	ROYAL	4-0-0
1C	STG	4-0-0
2C	MMA	3-1-0

MG	School	Record
1A	MACD	4-0-2
1B	ROYAL	6-0-0
1C*	SHSM	5-1-0
1D	WHS	5-0-1

MB	School	Record
1A*	STT	3-1-2
1B	ROYAL	6-0-0
1C	MMA	6-0-0
2A*	JRHS	3-1-2

JG	School	Record
1A	LPHS	5-1-0
1B	LCC	4-0-0
1C	ECS	4-0-0
1D	MMA	4-0-0

JB	School	Record
1A	BHS	3-0-1
1B*	LAURN	7-1-0
1C	MMA	5-0-0
1D	RIVHS	4-0-0

MG1C-SHSM/VILLA same record-Split during the year

#127-VILLA 4- SHSM 12
 #193- VILLA 10 - SHSM 6
 TOTAL SHSM 18- VILLA 14

MB1A - JRHS/STT same record

#62- STT 10- JRHS 6
 #154-STT 8 -JRHS 8

JB1B-ROYAL/LAURN same record-Split during the year

#48 ROYAL 2- LAURN 14
 #77 ROYAL 10- LAURN 6
 TOTAL LAURN 20- ROYAL 12

2nd Best in 3 Section Leagues

The second best is determined by win % when each section does not play the same # of games

BG- SHSM 66 % win percentage
 BB- MMA 75% win percentage

MB- JRHS 8 Points